



US00D428788S

United States Patent [19] Ryu

[11] **Patent Number: Des. 428,788**

[45] **Date of Patent: ** Aug. 1, 2000**

[54] **HAMMER HANDLE**

[75] Inventor: **Suk-Ho Ryu**, Seoul, Rep. of Korea

[73] Assignee: **Wavex Corporation**, Toronto, Canada

[**] Term: **14 Years**

[21] Appl. No.: **29/097,363**

[22] Filed: **Dec. 4, 1998**

[51] **LOC (7) Cl.** **08-02**

[52] **U.S. Cl.** **D8/80; D8/107**

[58] **Field of Search** D8/75, 76, 77,
D8/78, 79, 80, 81, 107; 81/19, 20, 21, 22,
23, 24, 25; 7/143; 16/110 R

[56] **References Cited**

U.S. PATENT DOCUMENTS

D. 139,475	11/1944	Laughlin	D8/80
D. 157,883	3/1950	Maxwell	D8/80
D. 182,076	2/1958	MacMinn	D8/77
D. 182,077	2/1958	MacMinn	D8/77
D. 185,675	7/1959	MacMinn	D8/80
D. 288,897	3/1987	Kalberer	D8/80
D. 300,111	3/1989	Square	D8/75
D. 302,515	8/1989	Kandel	D8/75
D. 315,483	3/1991	Williamson	D8/78

D. 402,175	12/1998	Sellers	D8/75
479,032	7/1892	Surbaugh	.	
1,341,378	5/1920	McKenzie	.	
1,401,896	12/1921	Ehrhart	.	
2,155,804	4/1939	Rubin	.	

Primary Examiner—Philip S. Hyder
Attorney, Agent, or Firm—Maria Parrish Tungol; John A. Parrish

[57] **CLAIM**

The ornamental design for a hammer handle, as shown and described.

DESCRIPTION

FIG. 1 is a perspective view of a hammer handle showing my new design;
FIG. 2 is a bottom plan view thereof;
FIG. 3 is a top plan view thereof;
FIG. 4 is a right side elevational view thereof;
FIG. 5 is a rear elevational view thereof; and,
FIG. 6 is a front elevational view thereof.
The left side of the hammer handle is a mirror image of the right side.
The hammer head and grip shown in broken lines in FIGS. 1-6 are not part of the claimed design.

1 Claim, 2 Drawing Sheets

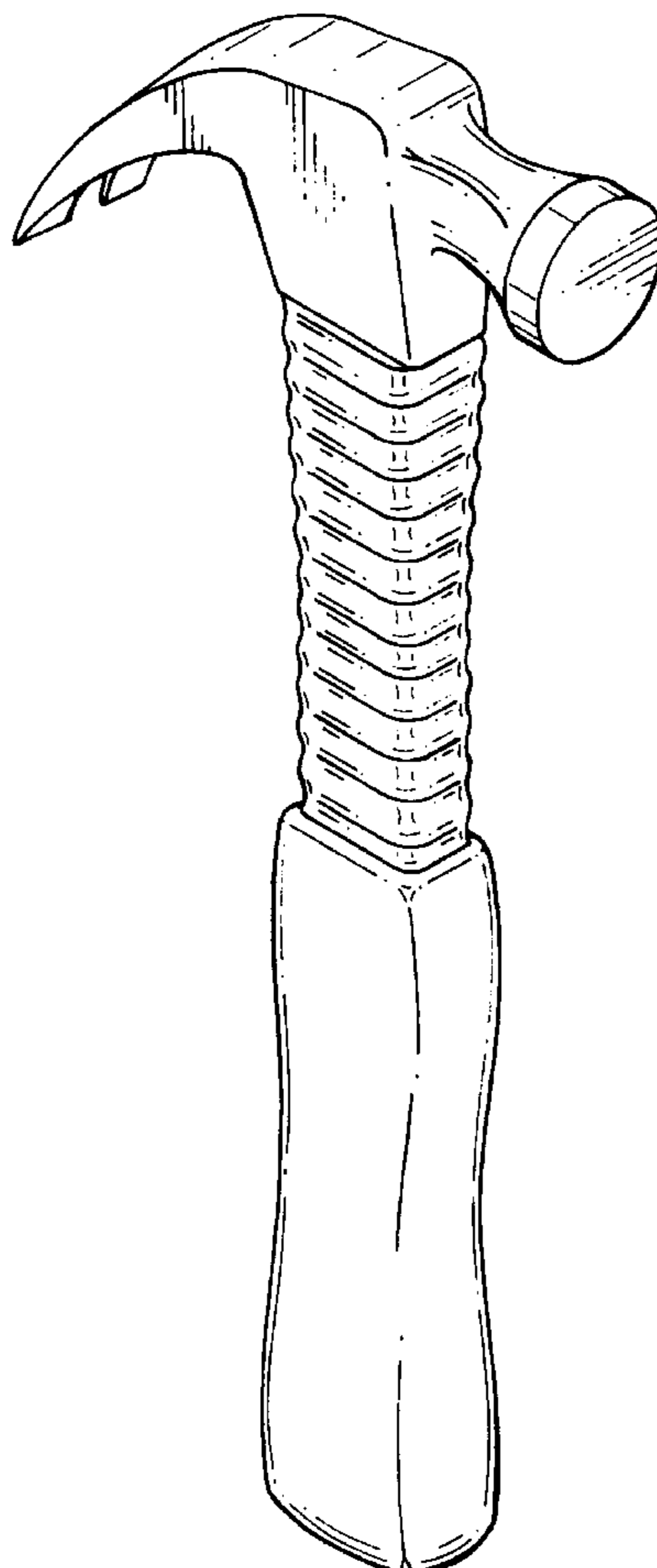


FIG. 1

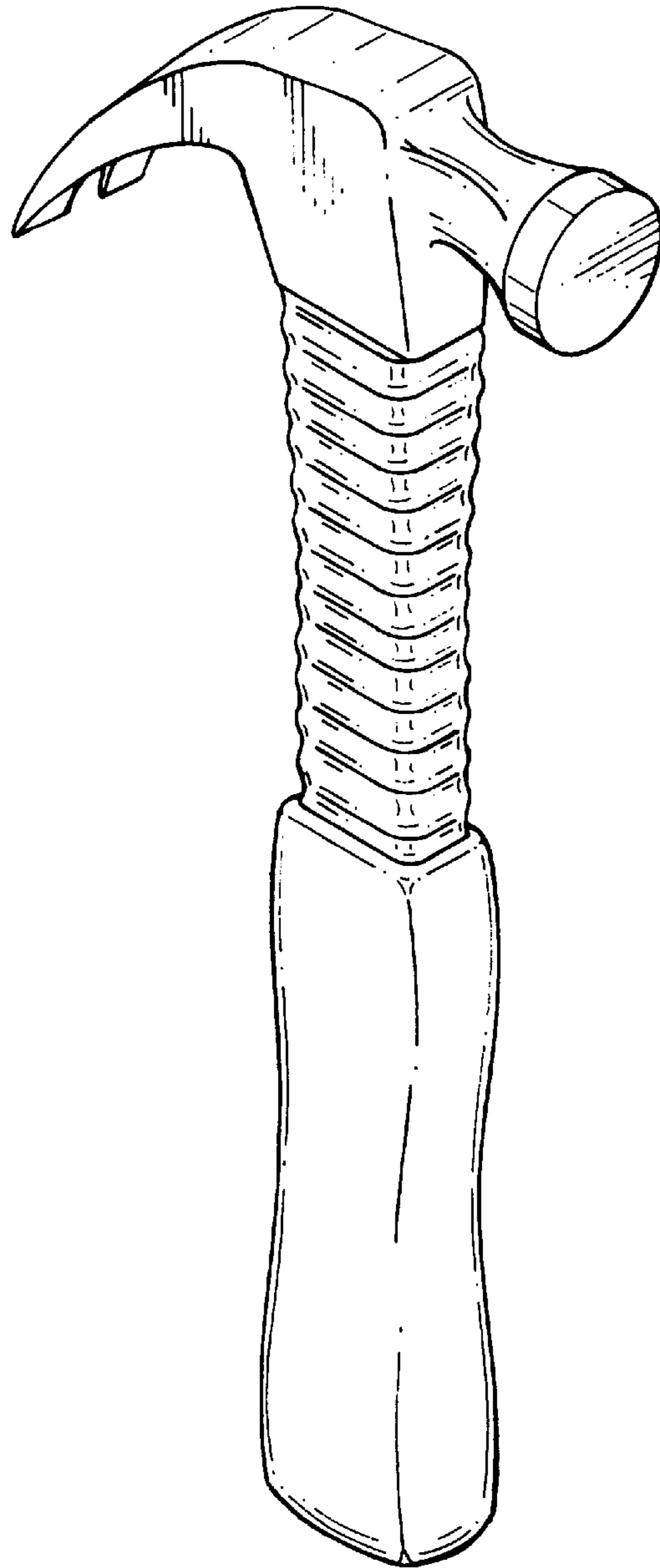


FIG. 2

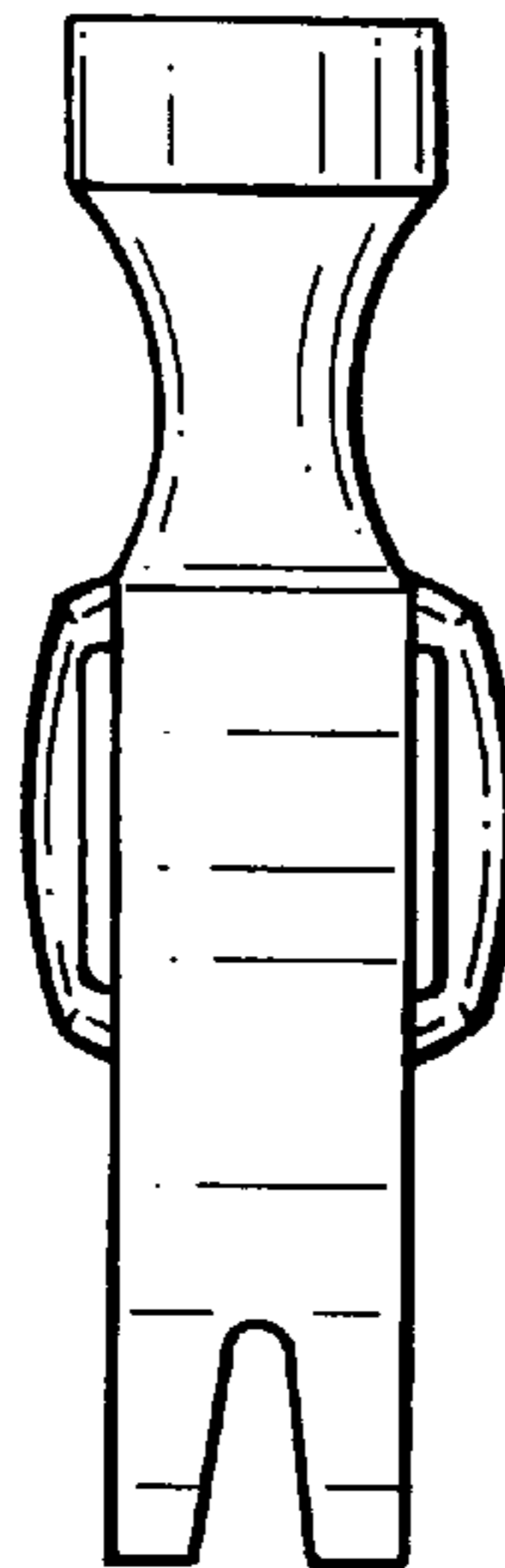


FIG. 3

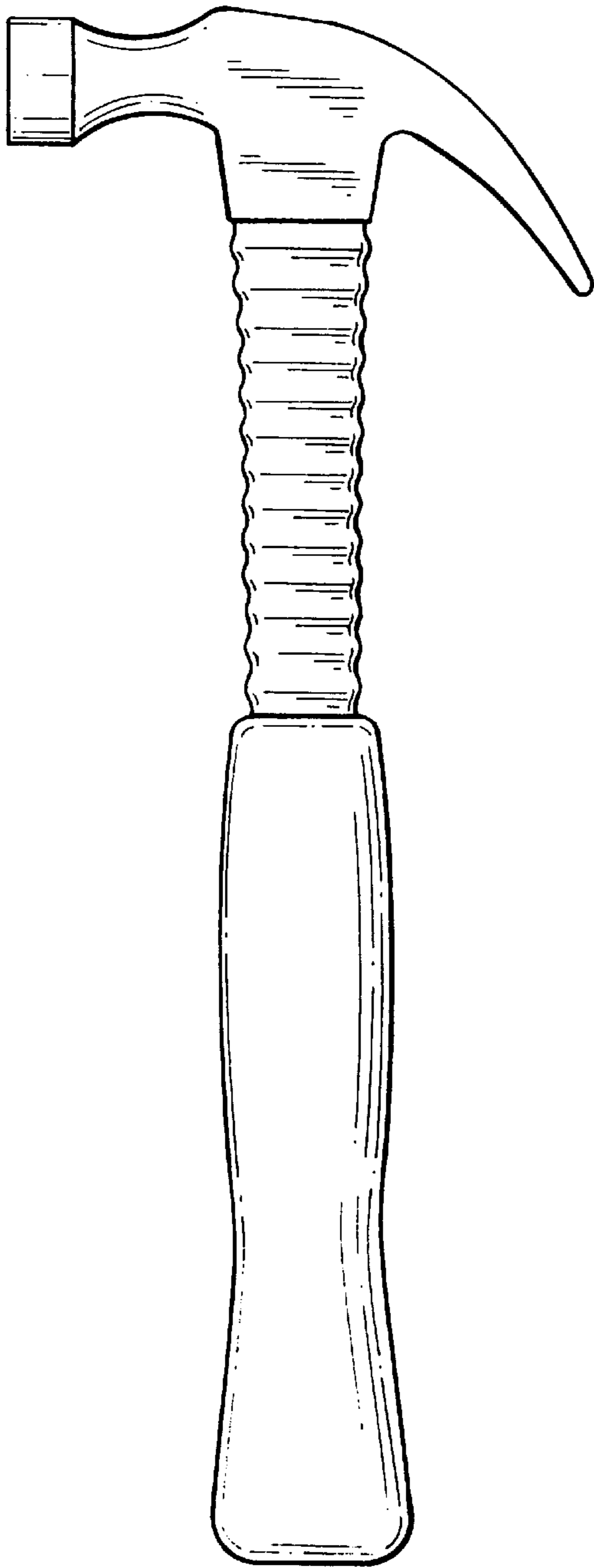


FIG. 4



FIG. 5



FIG. 6