



US00D428770S

United States Patent [19]
Wellner

[11] **Patent Number: Des. 428,770**

[45] **Date of Patent: ** Aug. 1, 2000**

[54] **PLATE**

[75] **Inventor: Lucie L. Wellner, Pompey, N.Y.**

[73] **Assignee: Libbey Glass Inc., Toledo, Ohio**

[**] **Term: 14 Years**

[21] **Appl. No.: 29/104,314**

[22] **Filed: May 3, 1999**

[51] **LOC (7) Cl. 07-01**

[52] **U.S. Cl. D7/545; D7/586; D7/584**

[58] **Field of Search** D7/501, 505, 538,
D7/540, 541, 542, 543, 545, 546, 549,
553.6, 553.7, 558, 555, 557, 562, 564,
565, 572, 576, 586, 608, 357, 360, 354,
554.1, 396.4, 361, 396.5, 393, 396.1, 585,
554.2, 544, 504, 503, 611, 614, 552.1,
547, 629, 609, 502; 220/23.8, 23.83, 628,
574, 575

[56] **References Cited**

U.S. PATENT DOCUMENTS

D. 54,899 4/1920 Churchill D7/545

D. 133,532 8/1942 Karstadt D7/540
D. 197,295 1/1964 Fillipowski D7/545
D. 204,996 6/1966 Lepoix D7/361
D. 214,678 7/1969 Weeber D7/543
D. 217,632 5/1970 Bouchet D7/505
D. 219,748 1/1971 Bixler D7/554.2
D. 364,998 12/1995 Held D7/545

Primary Examiner—M. N. Pandozzi
Attorney, Agent, or Firm—Emch, Schaffer, Schaub & Porcello Co., L.P.A.

[57] **CLAIM**

The ornamental design for a plate, as shown and described.

DESCRIPTION

FIG. 1 is a top view of a plate according to the present design;

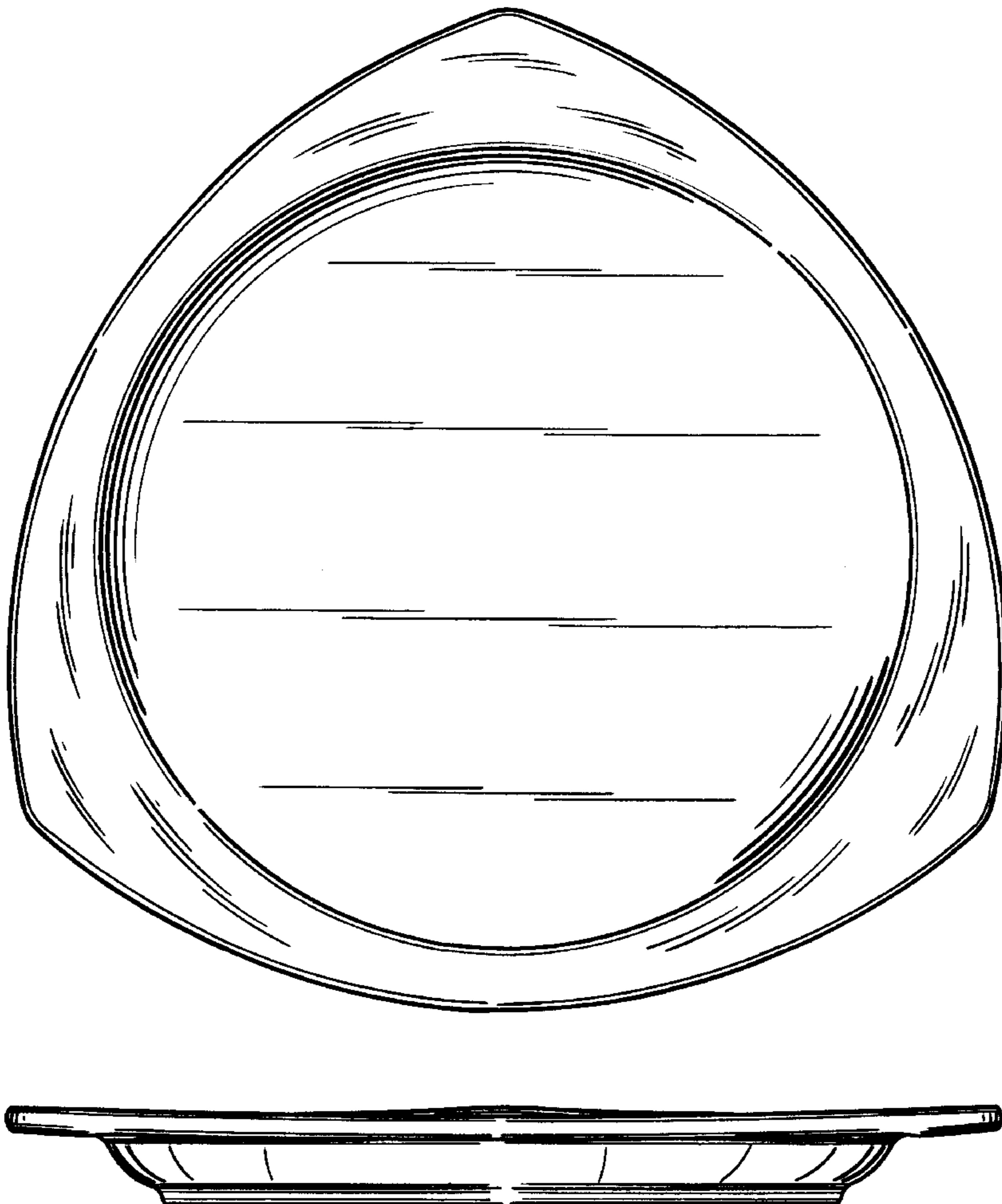
FIG. 2 is a front elevational view thereof;

FIG. 3 is a right side elevational view thereof; the left side elevational view being a mirror image thereof;

FIG. 4 is a rear elevational view thereof; and,

FIG. 5 is a bottom view thereof.

1 Claim, 3 Drawing Sheets



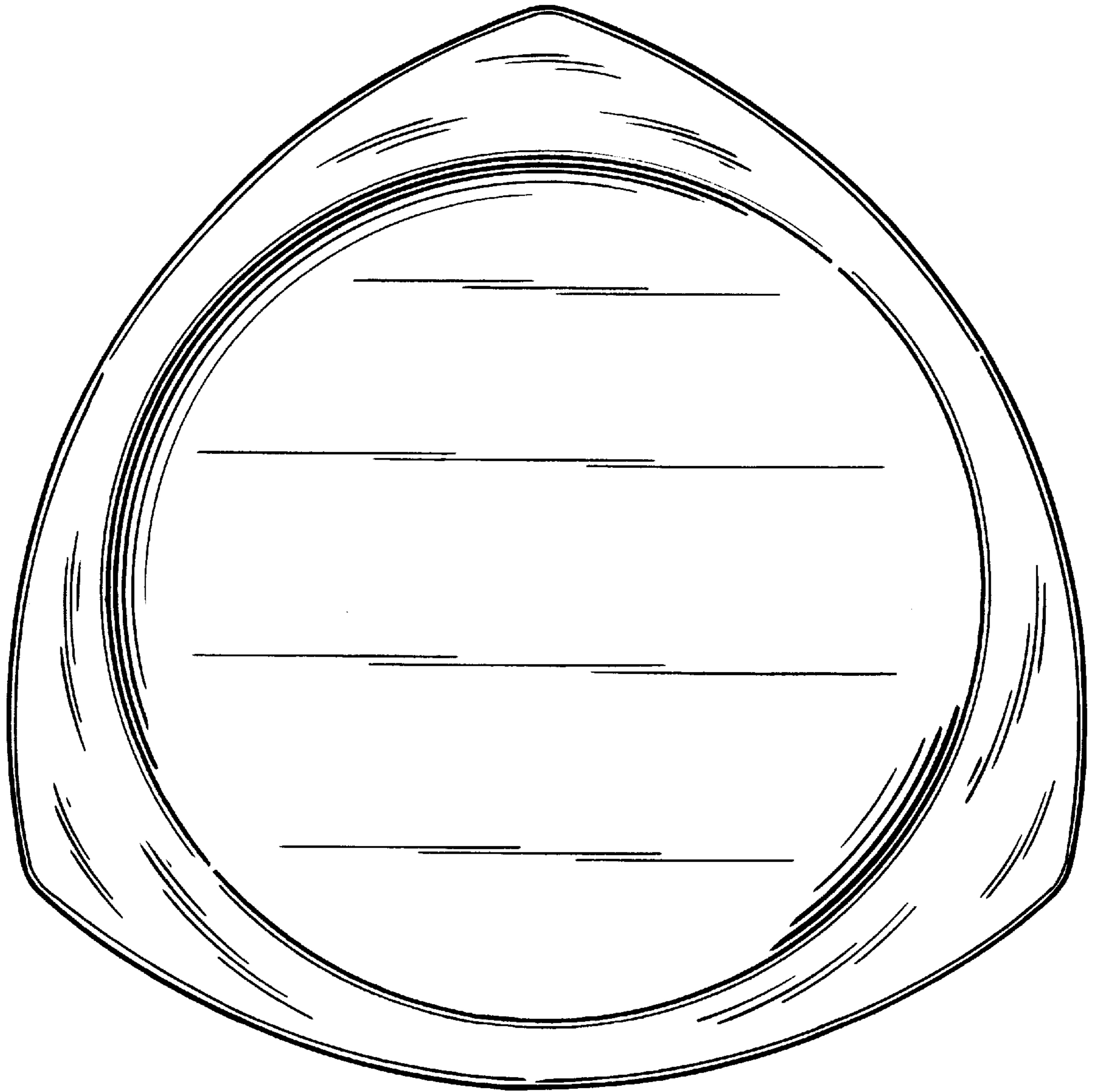


FIG. 1




FIG. 2




FIG. 3




FIG. 4

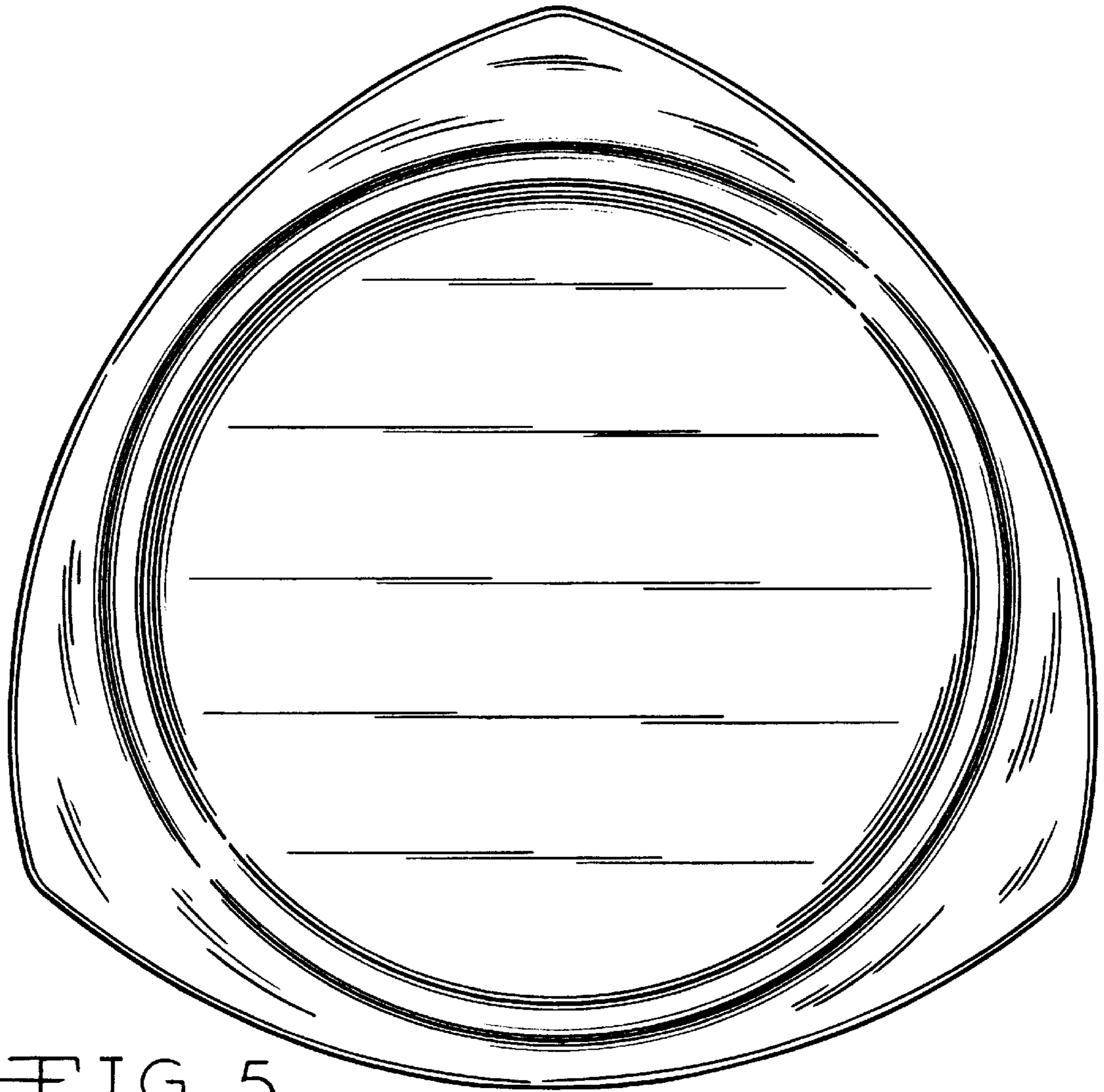


FIG. 5