



US00D428763S

United States Patent [19]
Hashimoto

[11] **Patent Number: Des. 428,763**

[45] **Date of Patent: ** Aug. 1, 2000**

[54] **SEAL WITH CAP**

[75] Inventor: **Masaya Hashimoto**, Tokyo, Japan

[73] Assignee: **Dart Industries Inc.**, Orlando, Fla.

[**] Term: **14 Years**

[21] Appl. No.: **29/100,596**

[22] Filed: **Feb. 12, 1999**

[51] **LOC (7) Cl.** **07-01**

[52] **U.S. Cl.** **D7/392.1**

[58] **Field of Search** D7/510, 511, 316,
D7/317, 321, 322, 703, 629, 396.2, 397,
398, 392.1, 425-441; D9/523-525, 529,
434-454; 220/711, 713, 254; 222/158, 284,
362, 363, 364

[56] **References Cited**

U.S. PATENT DOCUMENTS

D. 277,724 2/1985 Daenen et al. D7/392.1

D. 422,211 4/2000 Sedgeley D9/434
5,611,451 3/1997 Moslor et al. 220/346
5,667,106 9/1997 Robbins, III .
5,860,742 1/1999 Faircloth, Jr. 220/711 X

Primary Examiner—Antoine Duval Davis
Attorney, Agent, or Firm—Taylor J. Ross

[57] **CLAIM**

The ornamental design for a seal with cap, as shown and described.

DESCRIPTION

FIG. 1 is a top, front and side perspective view of a seal with cap showing my new design;
FIG. 2 is a top plan view thereof;
FIG. 3 is a bottom plan view thereof;
FIG. 4 is a side view thereof, the opposite side being a mirror image thereof;
FIG. 5 is a front elevation view thereof; and,
FIG. 6 is a rear elevation view thereof.

1 Claim, 2 Drawing Sheets

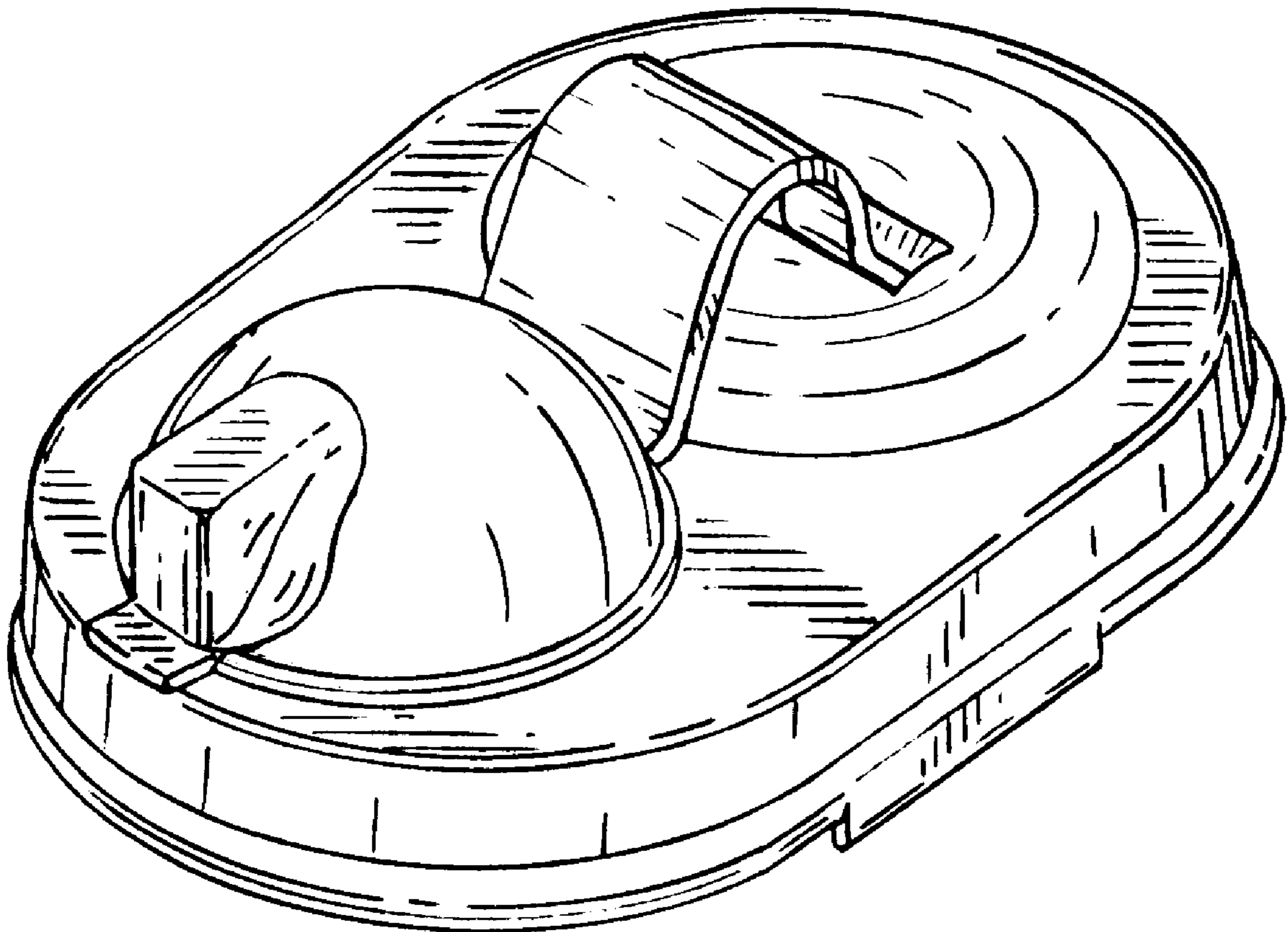


FIG. 1

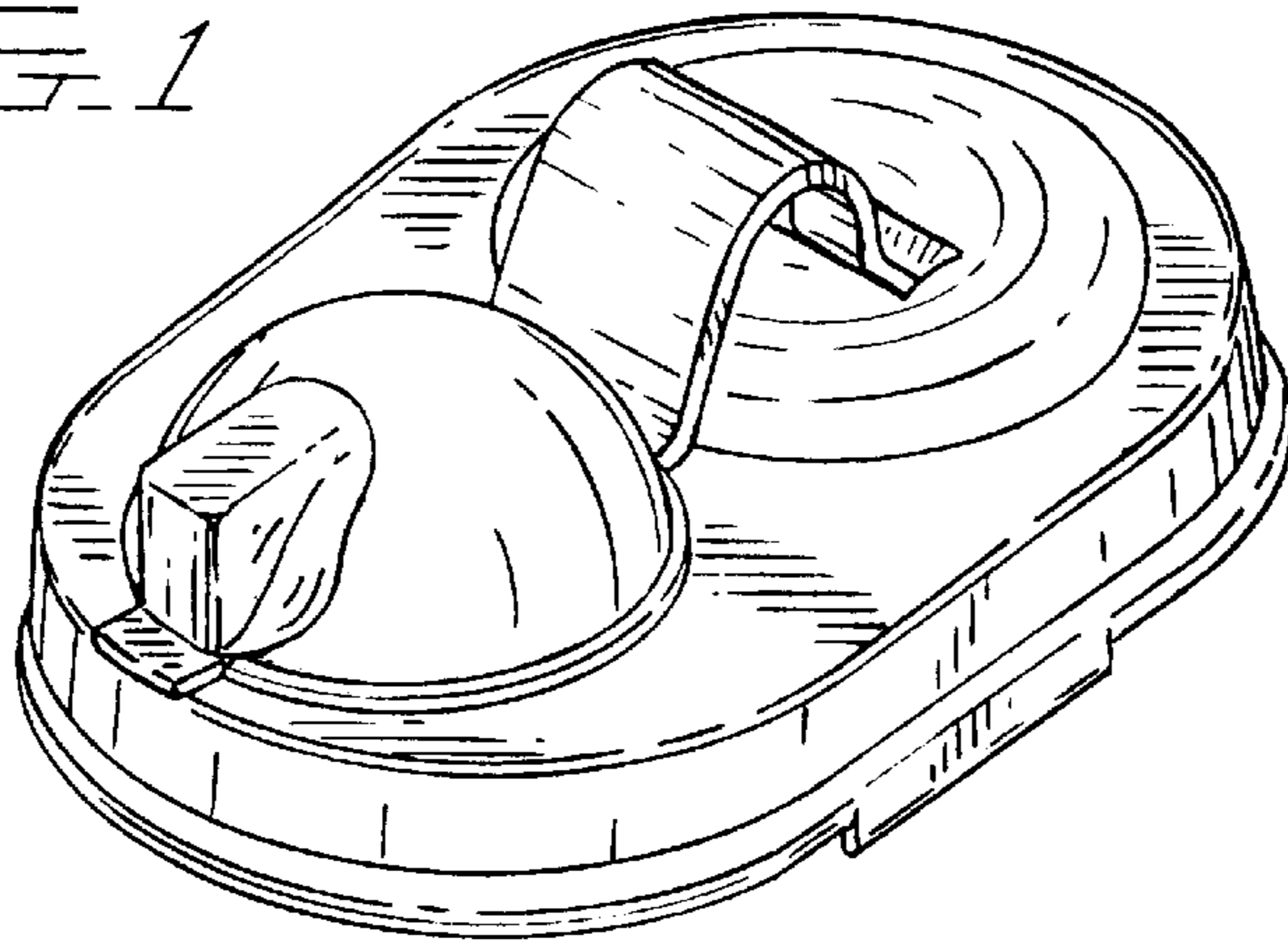


FIG. 2

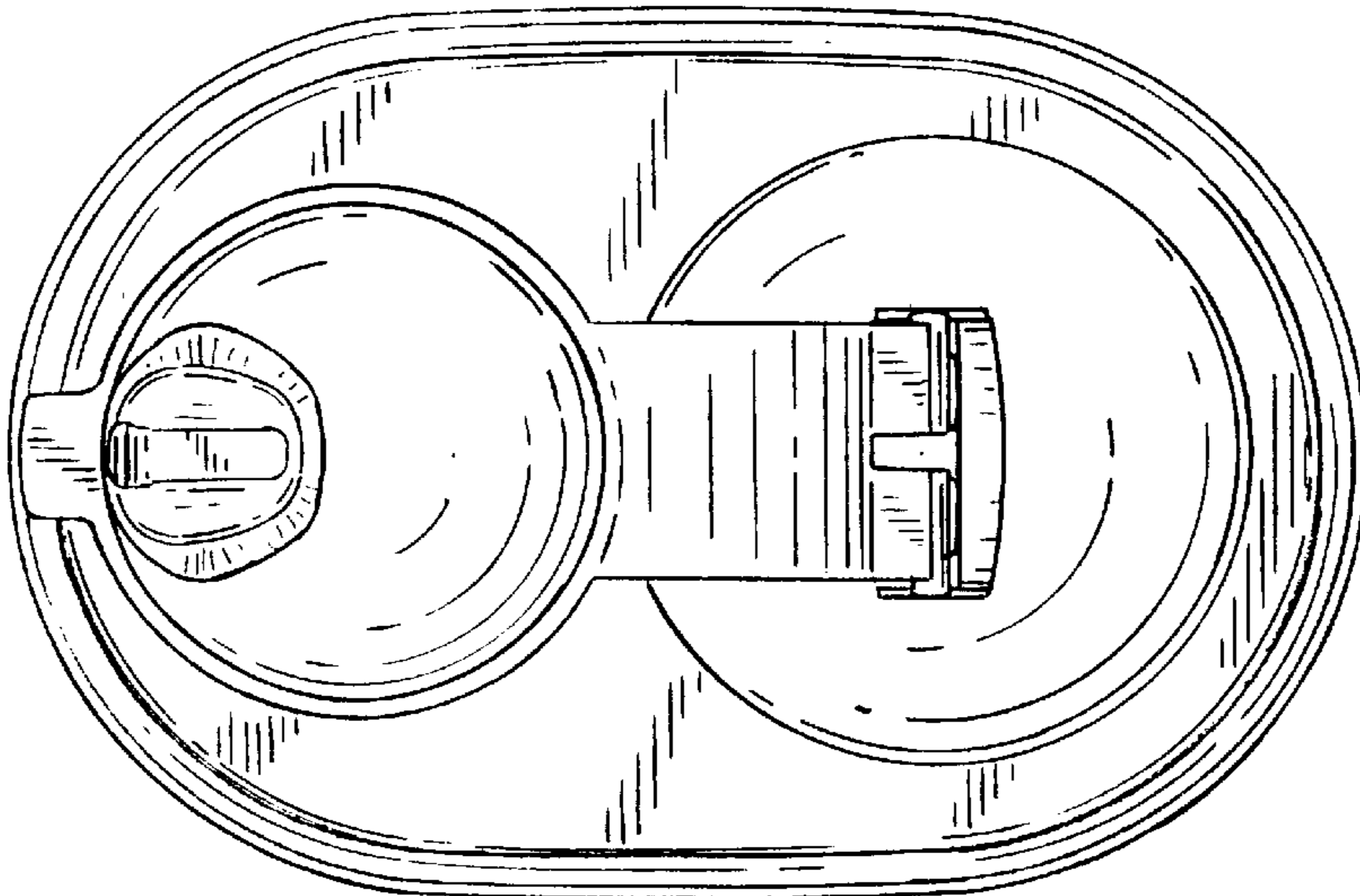
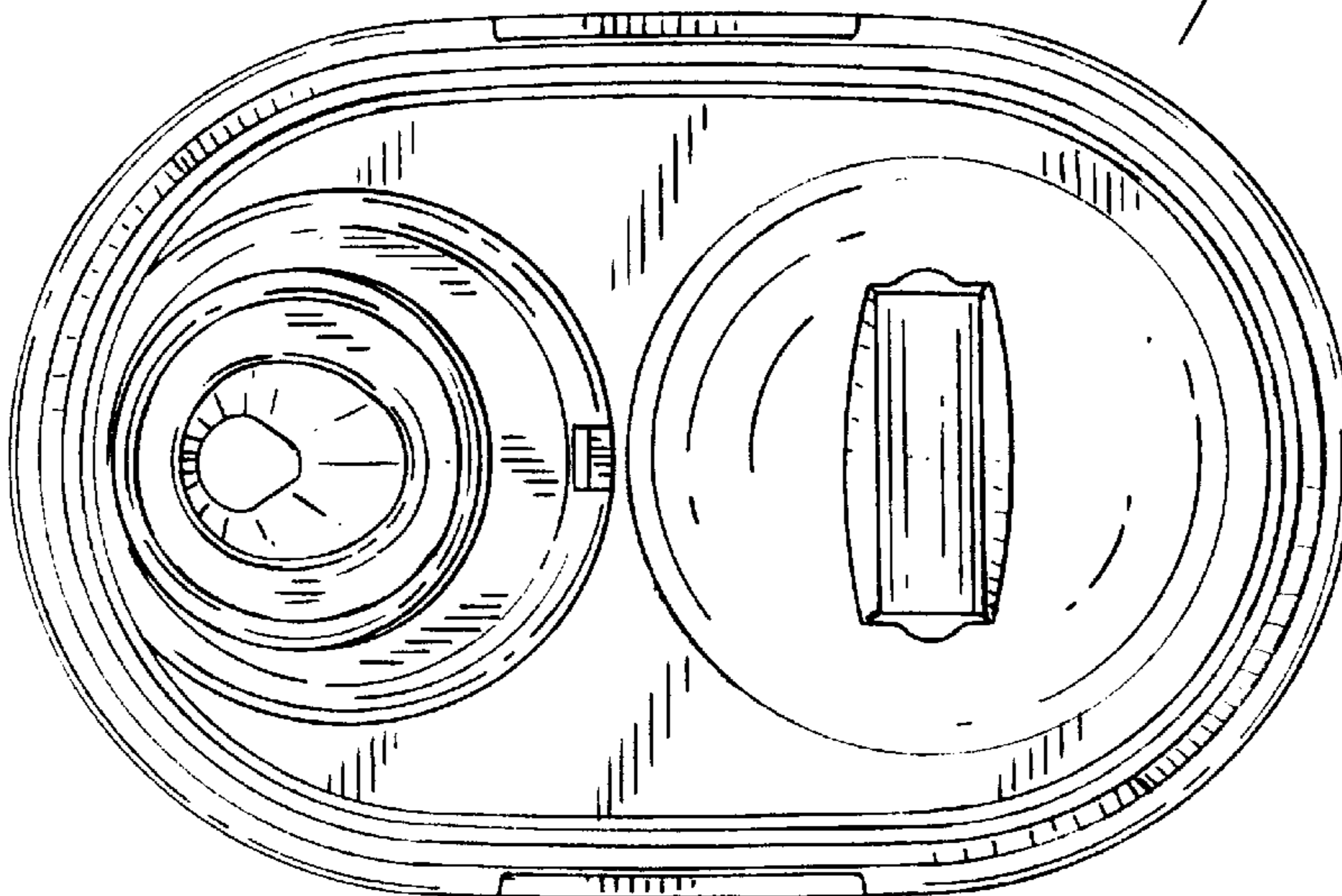


FIG. 3






FIG. 4




FIG. 5




FIG. 6