



US00D428754S

# United States Patent [19]

Marquez, Jr.

[11] Patent Number: Des. 428,754

[45] Date of Patent: \*\* Aug. 1, 2000

[54] COMPACT DISK STORAGE RACK

[76] Inventor: Juan Marquez, Jr., 715 Hampton Dr., Venice, Calif. 90291

[\*\*] Term: 14 Years

[21] Appl. No.: 29/110,030

[22] Filed: Aug. 27, 1999

[51] LOC (7) Cl. .... 06-04

[52] U.S. Cl. .... D6/630; D6/473

[58] Field of Search ..... D6/407, 626-630, D6/462-468, 450, 457, 473-476, 556-567, 570-572, 553, 432; 312/9.1-9.64; D19/90, 96, 75; D32/55, 58; 211/40, 41.1, 41.2, 41.3, 41.4, 42, 41.12, 44, 41.18, 48; 206/307.1, 307, 308.1, 445, 387.15, 454, 387.1, 425, 309, 310

### [56] References Cited

#### U.S. PATENT DOCUMENTS

D. 76,535	10/1928	Flanagan	.....	D6/473
D. 219,988	2/1971	Willis	.....	D6/570
D. 266,466	10/1982	Winter et al.	.....	D6/473
D. 292,659	11/1987	Svezia et al.	.....	D6/468
D. 294,899	3/1988	Anderson, III	.....	D6/473
D. 306,663	3/1990	Larsen	.....	D6/407
D. 308,607	6/1990	Price et al.	.....	D6/407
D. 319,741	9/1991	Sylvester	.....	D6/407
D. 337,919	8/1993	Molen	.....	D6/407
D. 360,099	7/1995	Wu	.....	D6/629

D. 361,219	8/1995	Luymes	.....	D6/432
D. 396,376	7/1998	Sze-Man	.....	D6/630
D. 411,570	6/1999	Hilliard, IV	.....	D19/75 X
D. 415,921	11/1999	Harris	.....	D6/630
5,088,619	2/1992	Shank	.....	220/532
5,595,308	1/1997	King et al.	.....	211/40
5,615,779	4/1997	Marsilio et al.	.....	211/40

Primary Examiner—Jeffrey Asch  
Attorney, Agent, or Firm—Kelly, Bauersfeld, Lowry & Kelley, LLP


### [57] CLAIM

The ornamental design for a compact disk storage rack, as shown and described.

### DESCRIPTION

FIG. 1 is a front, top and left side perspective view of a compact disk storage rack embodying my new design; FIG. 2 is a front elevational view thereof; FIG. 3 is a rear elevational view thereof; FIG. 4 is a left side elevational view thereof; FIG. 5 is a right side elevational view thereof; FIG. 6 is a top plan view thereof; FIG. 7 is a bottom plan view thereof; and, FIG. 8 is a front, left side and top perspective view of another embodiment of a compact disk storage rack embodying my design, illustrating additional storage compartments, the right side is a mirror image of the left side shown, and the undisclosed top, bottom, and rear views have the same appearance as the first embodiment in a taller form.

1 Claim, 2 Drawing Sheets



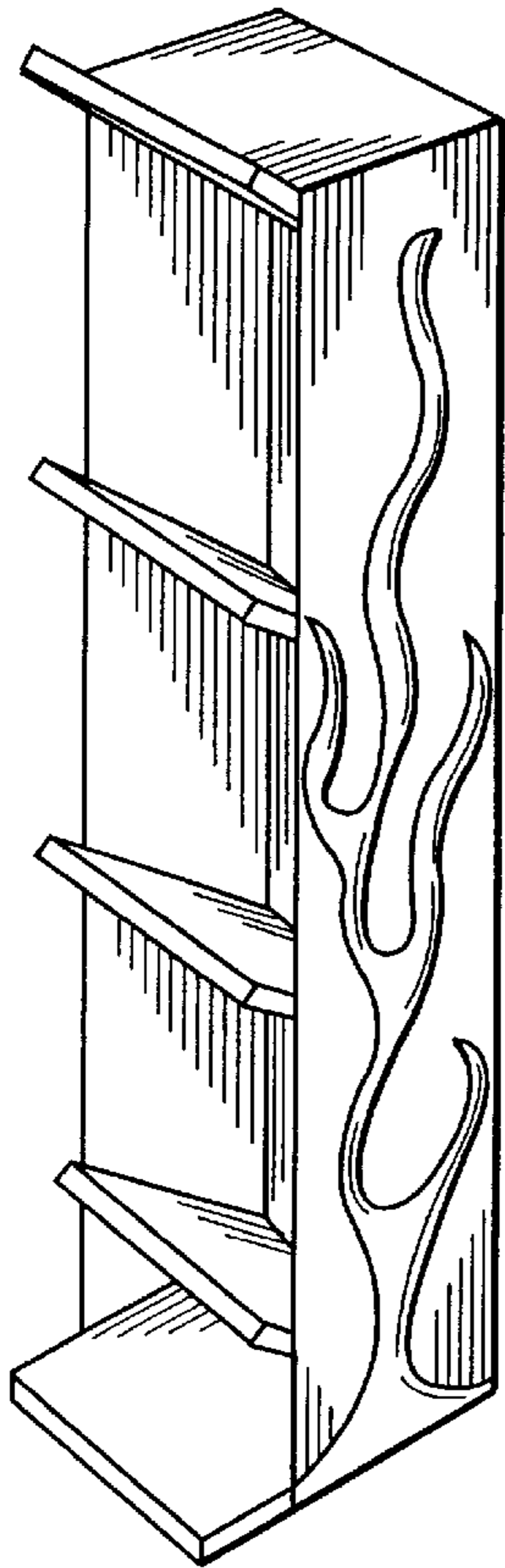


FIG. 1




FIG. 2

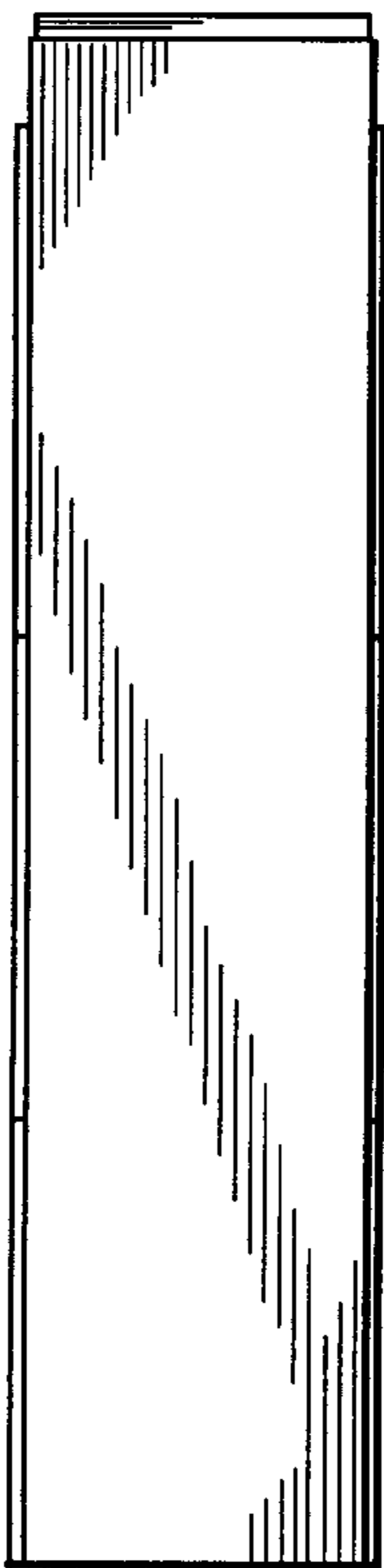


FIG. 3

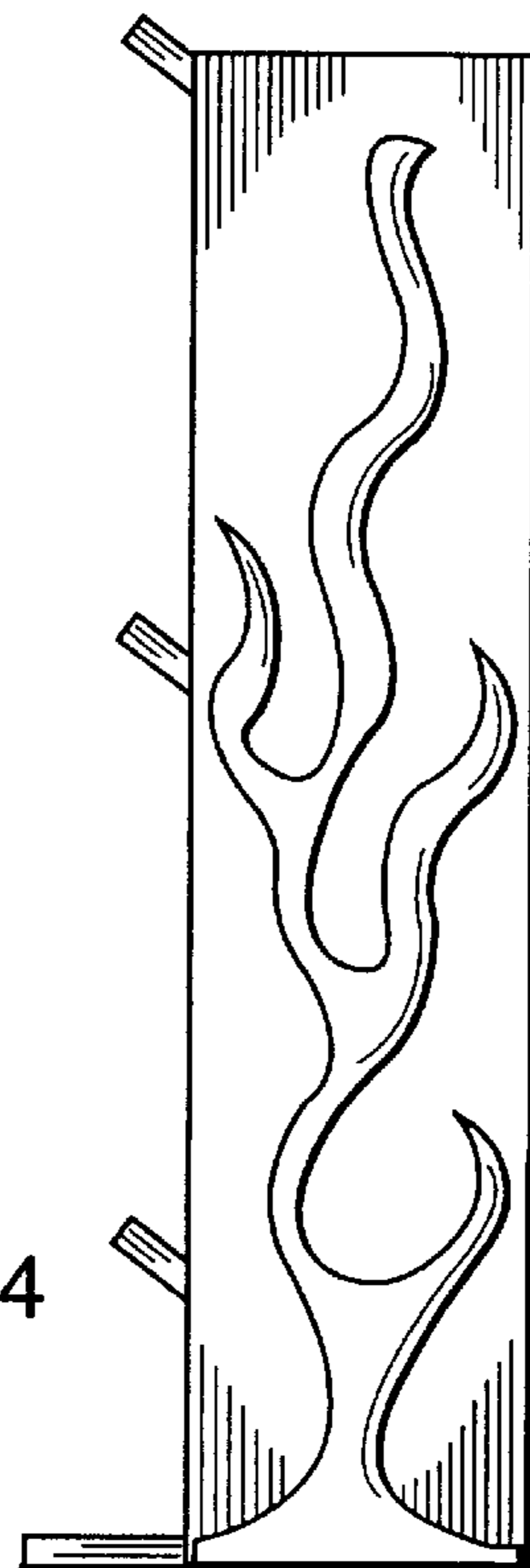


FIG. 4

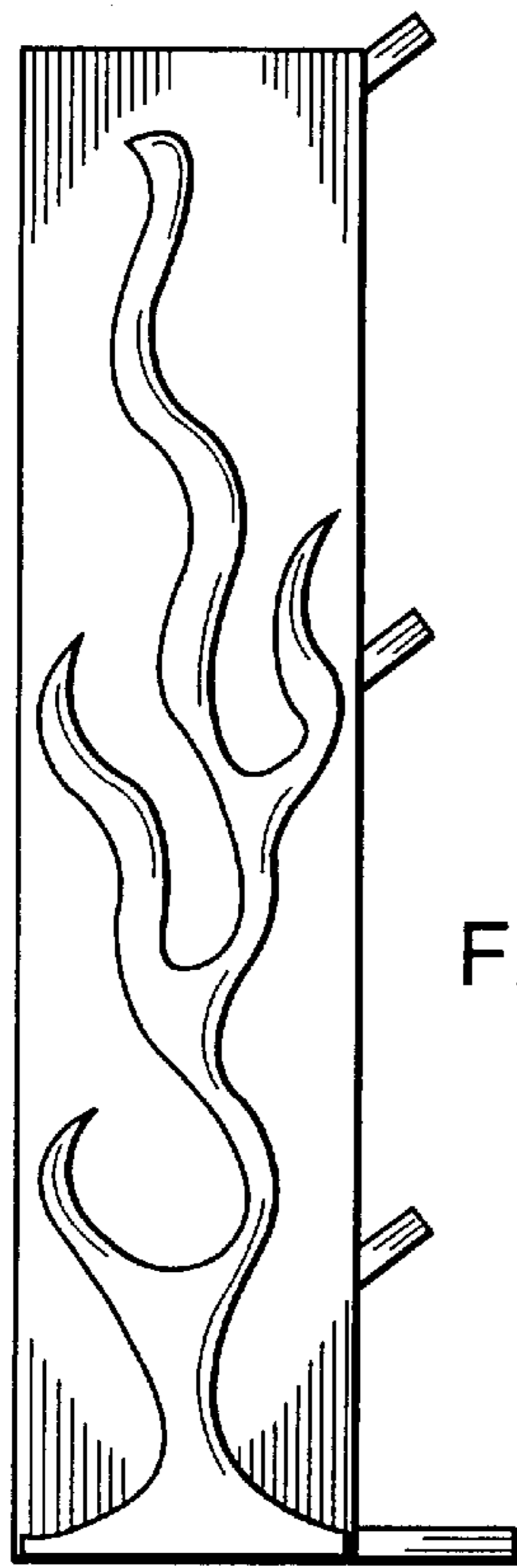


FIG. 5

FIG. 6

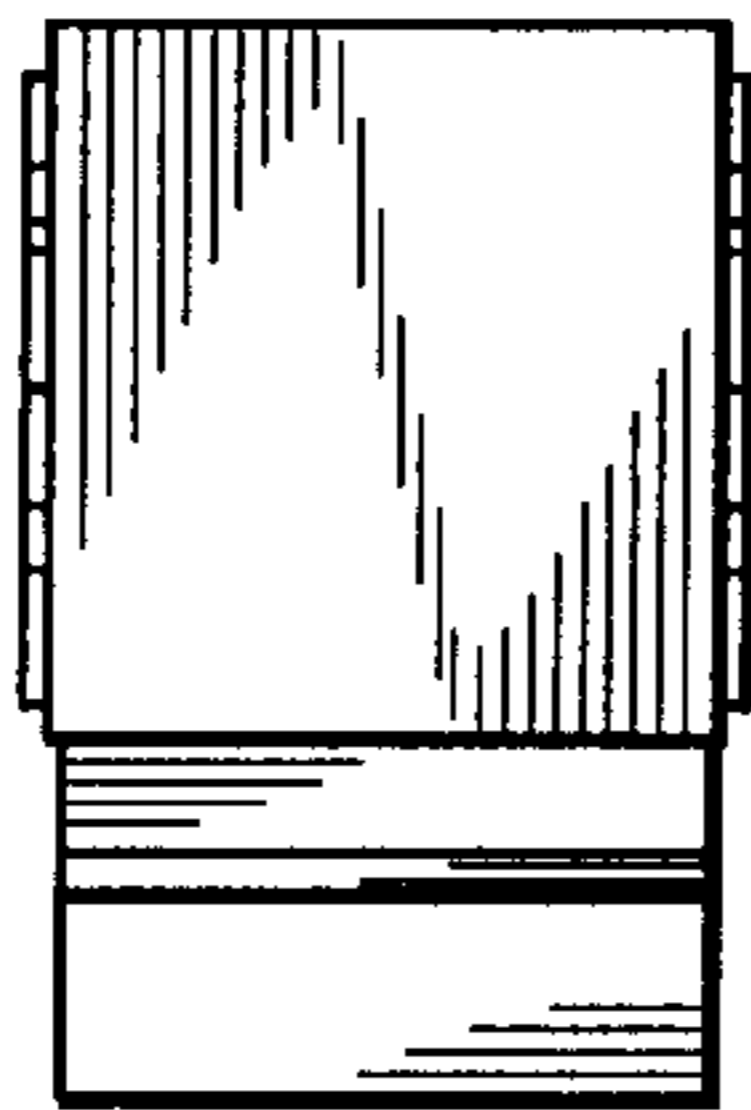


FIG. 7

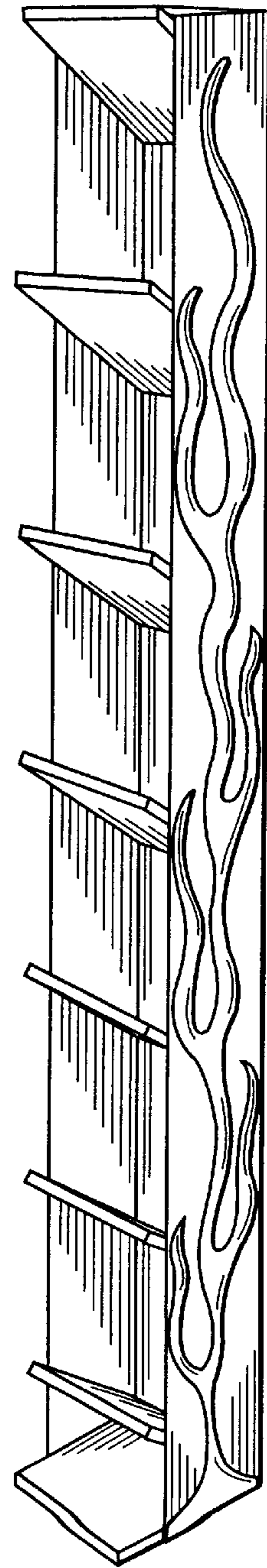



FIG. 8