



US00D428739S

# United States Patent [19]

Winter et al.

[11] Patent Number: **Des. 428,739**

[45] Date of Patent: **\*\* Aug. 1, 2000**

[54] **CABINET**

[75] Inventors: **Paul H. Winter**, Wilmington, Del.;  
**David Walker**, Chester, Pa.

[73] Assignee: **Zenith Products Corp.**, New Castle,  
Del.

[\*\*] Term: **14 Years**

[21] Appl. No.: **29/109,406**

[22] Filed: **Aug. 13, 1999**

[51] **LOC (7) Cl.** ..... **06-04**

[52] **U.S. Cl.** ..... **D6/479; D6/477**

[58] **Field of Search** ..... D6/432, 436, 437,  
D6/438, 439, 445, 477, 479; 211/134, 135;  
312/257.1; 108/59, 92, 96

[56] **References Cited**

**U.S. PATENT DOCUMENTS**

D. 271,828 12/1983 Wolf et al. .... D6/436

D. 314,093 1/1991 Bush et al. .... D6/436  
D. 347,749 6/1994 Korch et al. .... D6/436  
D. 374,573 10/1996 Brunner et al. .... D6/479

*Primary Examiner*—Cathron B. Matta  
*Attorney, Agent, or Firm*—Edgar A. Zarins; Lloyd D. Doigan

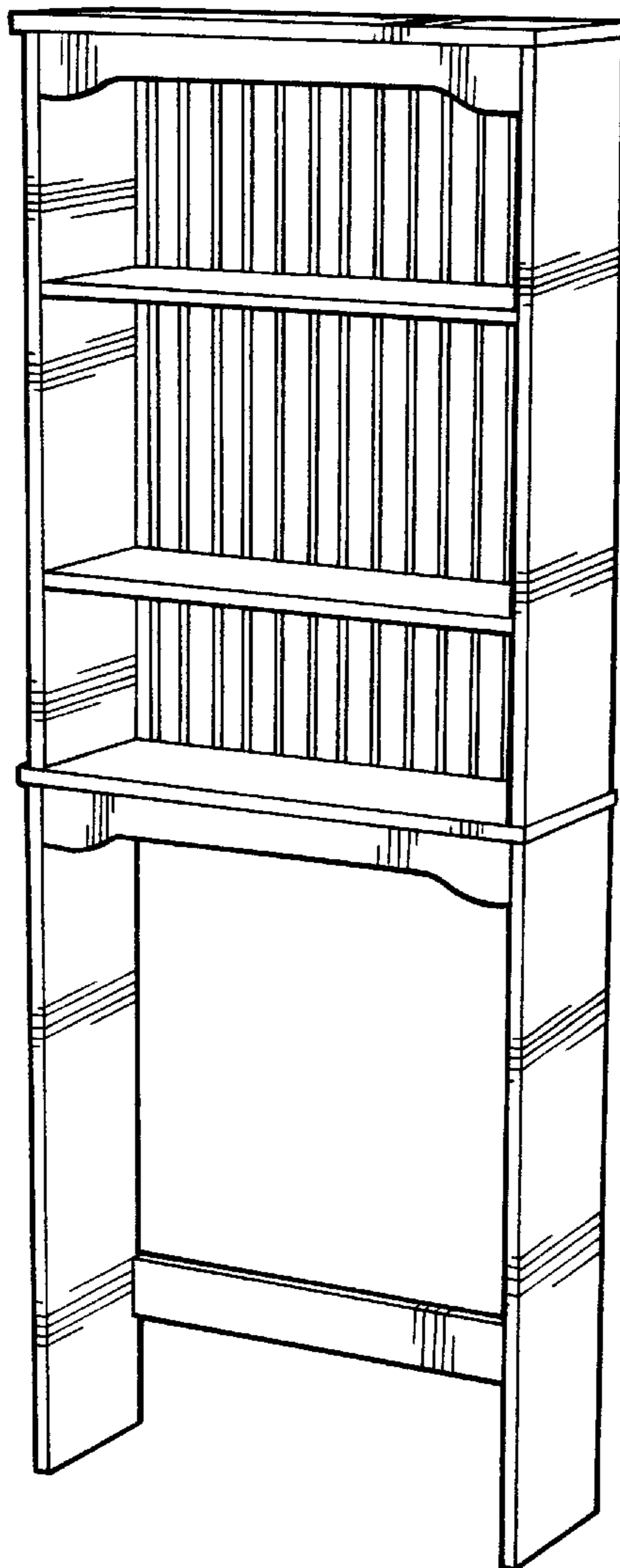
[57] **CLAIM**

The ornamental design for a cabinet, as shown and described.

**DESCRIPTION**

FIG. 1 is a perspective view of a cabinet showing our new design;  
FIG. 2 is a front elevational view thereof;  
FIG. 3 is a top plan view thereof;  
FIG. 4 is a left side view thereof, the opposite side being a mirror image of the side shown; and,  
FIG. 5 is a rear elevational view thereof.

**1 Claim, 2 Drawing Sheets**






Fig-1

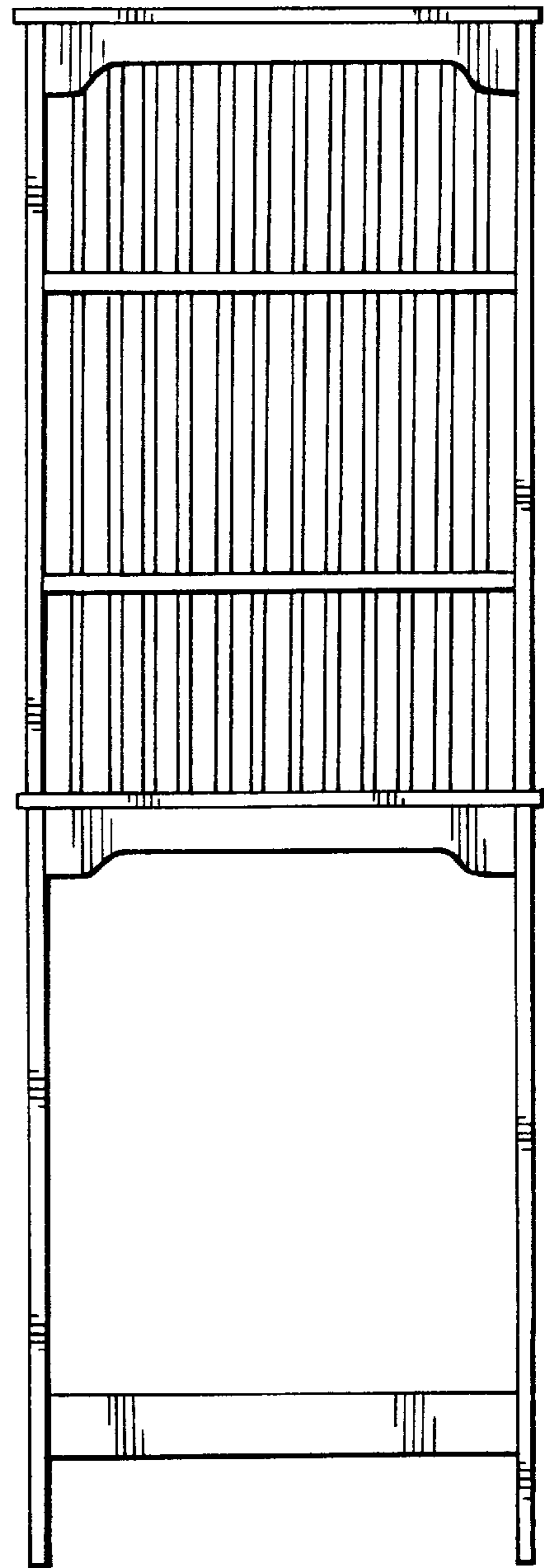


Fig-2




Fig-3

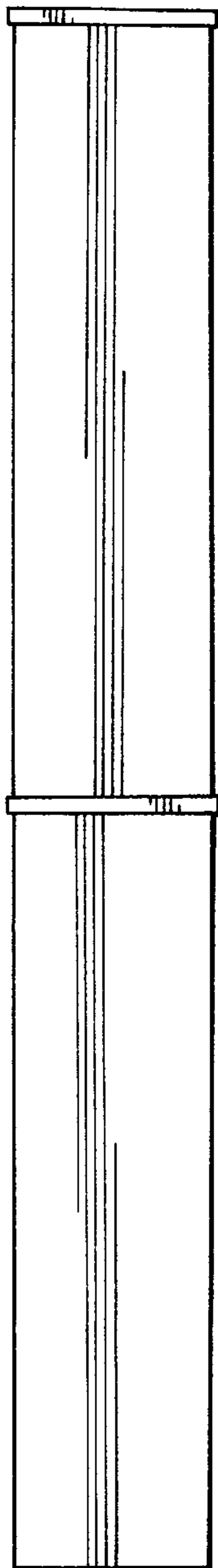


Fig-4

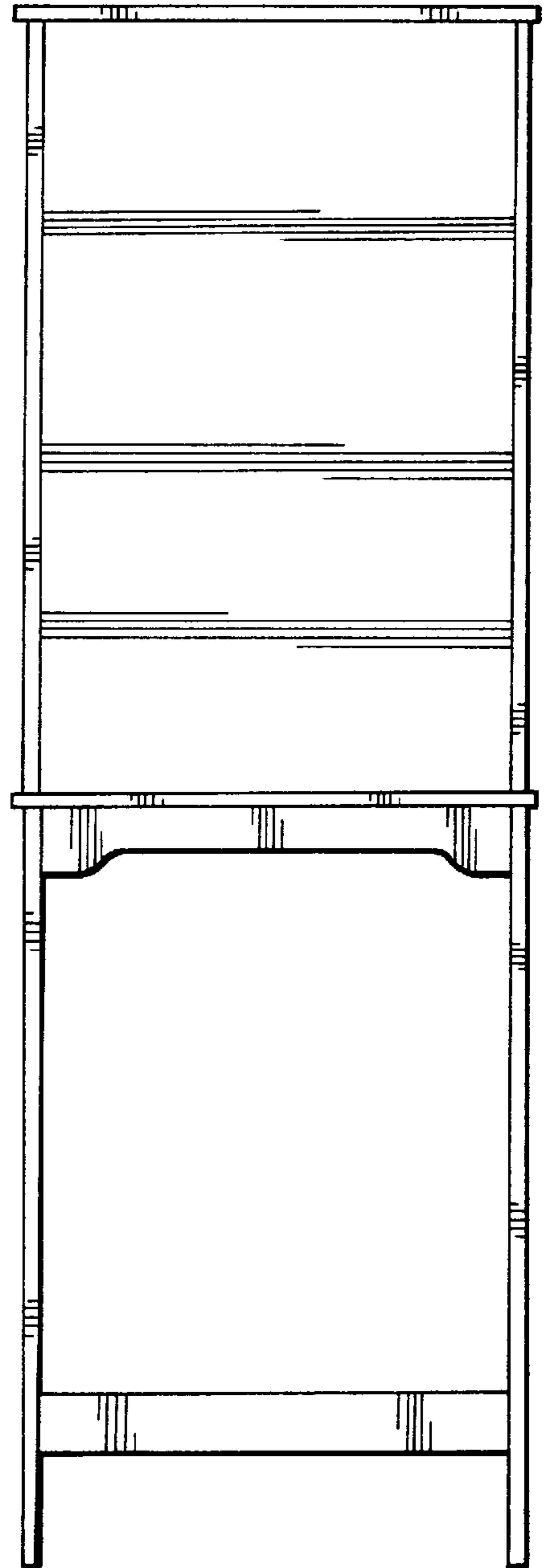


Fig-5