



US00D428736S

**United States Patent** [19]  
**Aloisi**

[11] **Patent Number: Des. 428,736**  
[45] **Date of Patent: \*\* Aug. 1, 2000**

[54] **OBJECT HOLDER AND ORGANIZER**

*Attorney, Agent, or Firm—Heslin & Rothenberg, P.C.*

[76] Inventor: **Tania Aloisi**, 10 Winding Ridge, Clifton Park, N.Y. 12065

[57] **CLAIM**

[\*\*] Term: **14 Years**

The ornamental design for an object holder and organizer, as shown and described.

[21] Appl. No.: **29/095,755**

**DESCRIPTION**

[22] Filed: **Oct. 29, 1998**

[51] **LOC (7) Cl. .... 06-04**

[52] **U.S. Cl. .... D6/453**

[58] **Field of Search** ..... D6/394, 411, 412,  
D6/450, 451, 434, 435; 248/176.1; 211/1,  
13.1, 85.3; 108/59, 60, 161; 312/204

FIG. 1 is a front, top, and right side perspective view of the object holder and organizer according to the invention, it being understood that aside from differences apparent in the drawing, the perspective view from the left side is substantially a mirror image; and,

FIG. 2 is a view similar to FIG. 1, but with environmental objects added.

The rear and bottom elements of the design are flat and unornamented.

The broken line showing of indicia and environmental objects is for illustrative purposes only and form no part of the claimed design.

The portions of the object holder and organizer not shown in the drawing or described in the specification form no part of the claimed design.


[56] **References Cited**

**U.S. PATENT DOCUMENTS**

D. 89,042	1/1933	Hallward	.....	D6/435
D. 218,370	8/1970	Benz	.....	D6/435
D. 230,916	3/1974	Rau, Sr.	.....	D6/450
D. 320,322	10/1991	Hendrix	.....	D6/453
3,126,237	3/1964	Kirk	.....	312/204

*Primary Examiner—Cathron B. Matta*

**1 Claim, 2 Drawing Sheets**






FIG. 1




FIG. 2