



US00D428735S

United States Patent [19]

[11] Patent Number: **Des. 428,735**

Aloisi

[45] Date of Patent: **** Aug. 1, 2000**

[54] **OBJECT HOLDER AND ORGANIZER**

Attorney, Agent, or Firm—Heslin & Rothenberg, P.C.

[76] Inventor: **Tania Aloisi**, 10 Winding Ridge, Clifton Park, N.Y. 12065

[57] **CLAIM**

[**] Term: **14 Years**

The ornamental design for an object holder and organizer, as shown and described.

[21] Appl. No.: **29/095,754**

DESCRIPTION

[22] Filed: **Oct. 29, 1998**

FIG. 1 is a front, top, and right side perspective view of the object holder and organizer according to the invention, it being understood that aside from differences apparent in the drawing, the perspective view from the left side is substantially a mirror image; and,

[51] **LOC (7) Cl.** **06-04**

[52] **U.S. Cl.** **D6/453**

[58] **Field of Search** D6/411, 399, 412, D6/450, 451, 452, 453, 434, 435; D26/57, 58, 99; 248/176.1; 211/1, 13.1, 85.3; 108/59, 60, 161; 312/204

FIG. 2 is a view similar to FIG. 1, but with a portion of the front of the base cut away for clarity of illustration, it being understood that the right leg and foot are substantially identical to the left leg and foot.

[56] **References Cited**

The rear and bottom elements of the design are flat and unornamented.

U.S. PATENT DOCUMENTS


The broken line showing of indicia and environmental objects is for illustrative purposes only and form no part of the claimed design.

D. 89,042	1/1933	Hallward	D6/435
D. 218,370	8/1970	Benz	D6/435
D. 230,916	3/1974	Rau, Sr.	D6/450
D. 320,322	10/1991	Hendrix	D6/453
3,126,237	3/1964	Kirk	312/204

The portions of the object holder and organizer not shown in the drawing or described in the specification form no part of the claimed design.

Primary Examiner—Cathron B. Matta

1 Claim, 2 Drawing Sheets






FIG. 1

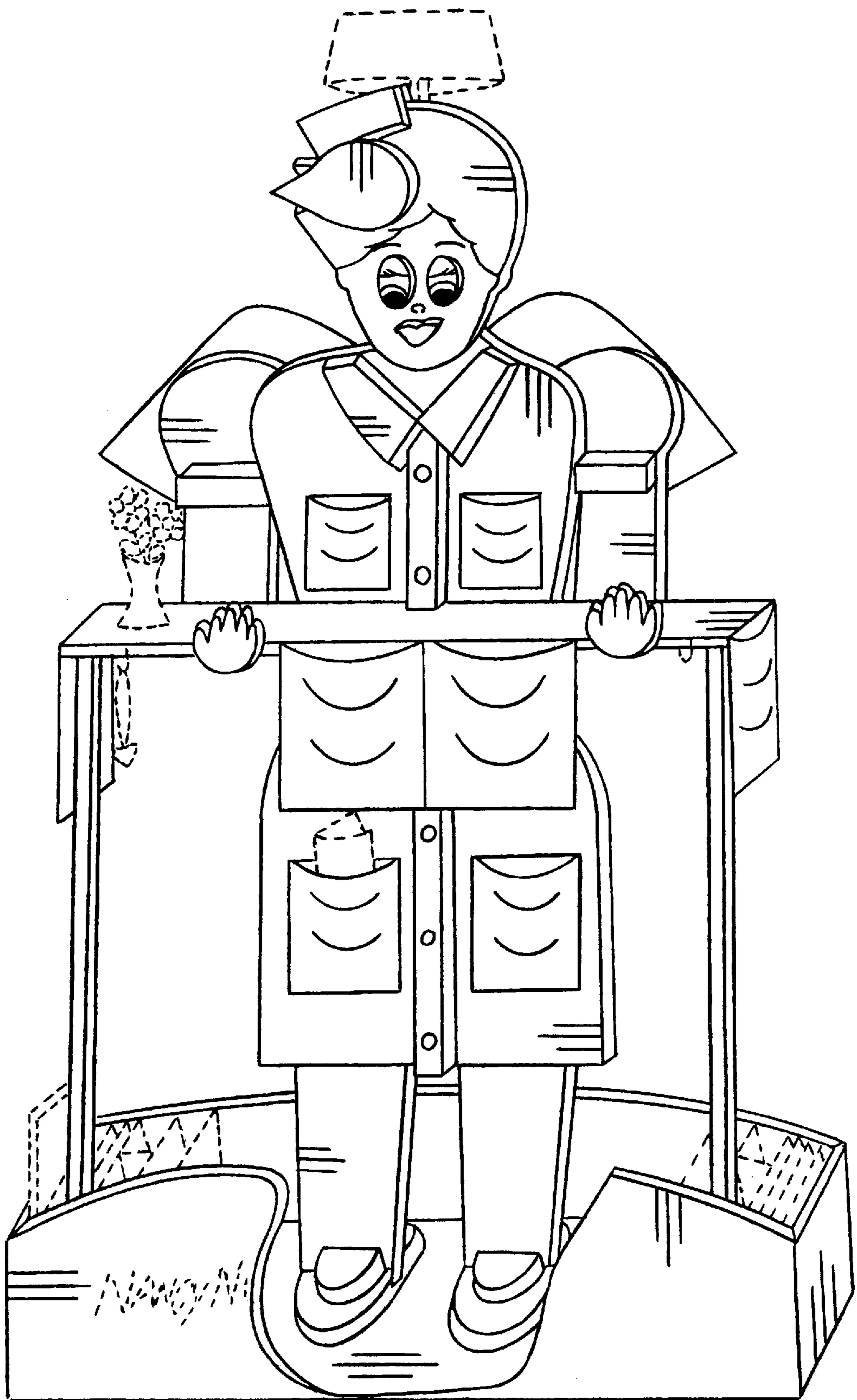


FIG. 2