



US00D428731S

# United States Patent [19]

Kelley et al.

[11] Patent Number: Des. 428,731

[45] Date of Patent: \*\* Aug. 1, 2000

## [54] COMPUTER DESK

[75] Inventors: **James O. Kelley**, Spring Lake;  
**Michael D. Warren**, Grand Rapids,  
both of Mich.

[73] Assignee: **Sligh Furniture**, Holland, Mich.

[\*\*] Term: **14 Years**

[21] Appl. No.: **29/112,868**

[22] Filed: **Oct. 25, 1999**

### Related U.S. Application Data

[63] Continuation of application No. 08/840,959, Apr. 17, 1997.

[51] LOC (7) Cl. .... **06-04**

[52] U.S. Cl. .... **D6/428**

[58] Field of Search ..... D6/422-428; 312/194-196,  
312/204, 208.1

### [56] References Cited

#### U.S. PATENT DOCUMENTS

D. 62,623	7/1923	Stringe	.....	D6/422
D. 90,888	10/1933	Kayser	.....	D6/420
D. 358,274	5/1995	Tatum et al.	.....	D6/428
5,121,698	6/1992	Kelley	.....	108/143

### OTHER PUBLICATIONS

Modern Office 1997, #A desk at top.  
Wellington, Series 8000, Mar. 21, 1973, desk at bottom.

*Primary Examiner*—Janice E. Seeger  
*Attorney, Agent, or Firm*—Waters and Morse, P.C.

### [57] CLAIM

The ornamental design for a computer desk, as shown and described.

### DESCRIPTION

FIG. 1 is a back perspective view of a computer desk according to the invention, showing the doors and drawers closed;

FIG. 2 is a back elevational view thereof, showing the doors and drawers closed;

FIG. 3 is a end elevational view thereof;

FIG. 4 is a front elevational view thereof;

FIG. 5 is the view of FIG. 2 showing an exploded arrangement of the desk parts;


FIG. 6 is a top plan view thereof;

FIG. 7 is a bottom plan view thereof;

FIG. 8 is the perspective view of FIG. 1 with the doors and drawers open; and,

FIG. 9 is the elevational view of FIG. 2 with the doors and drawers open.

**1 Claim, 9 Drawing Sheets**



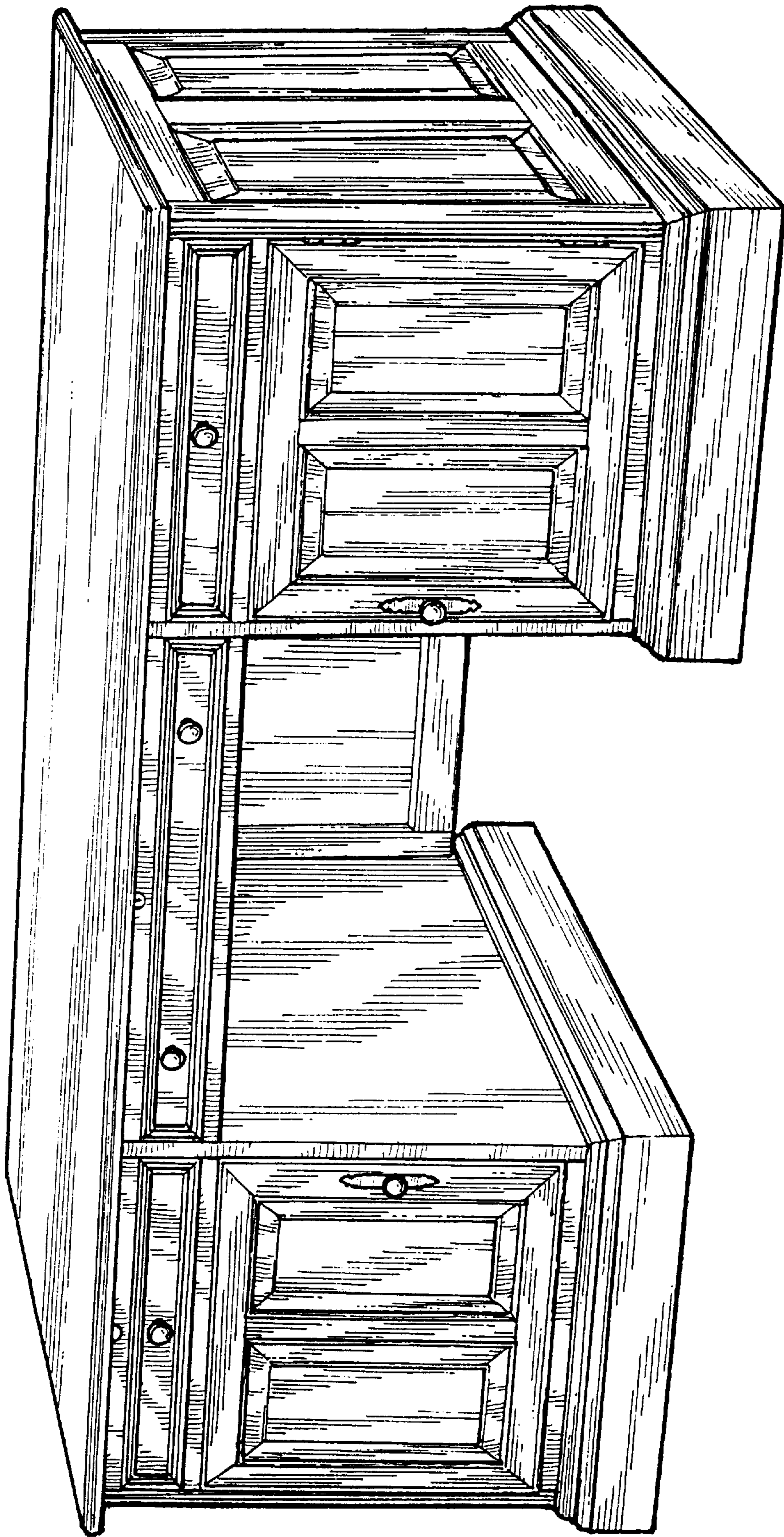


Fig. 1

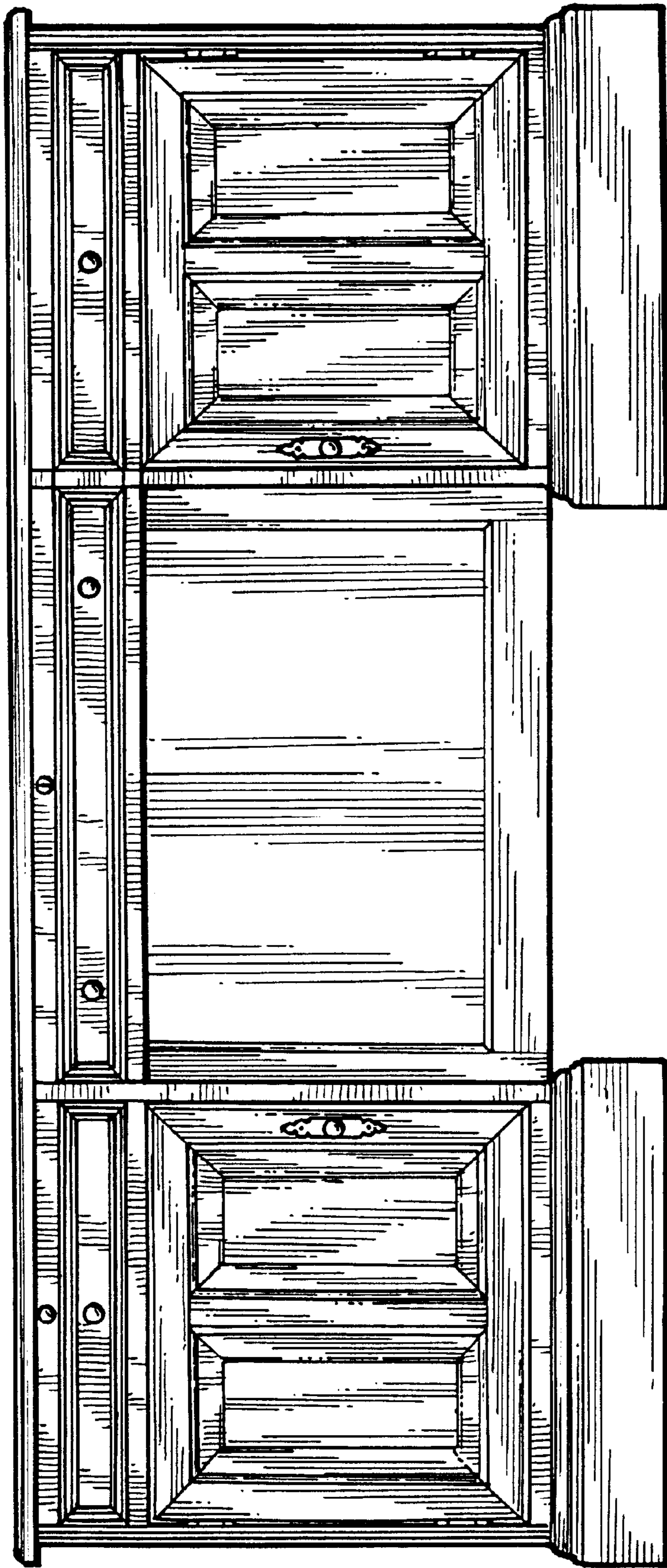


Fig. 2




Fig. 3




Fig. 4

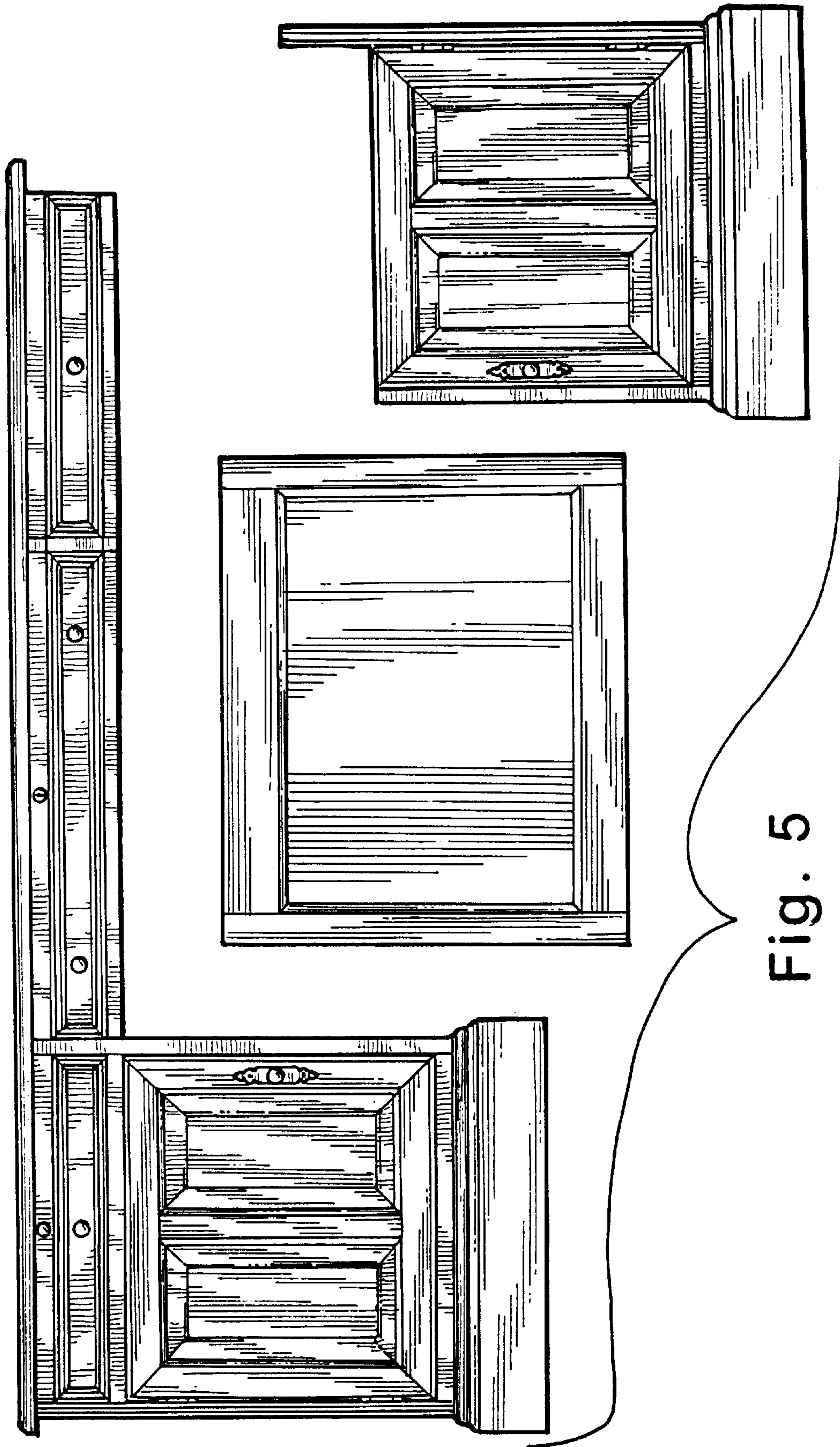


Fig. 5




Fig. 6

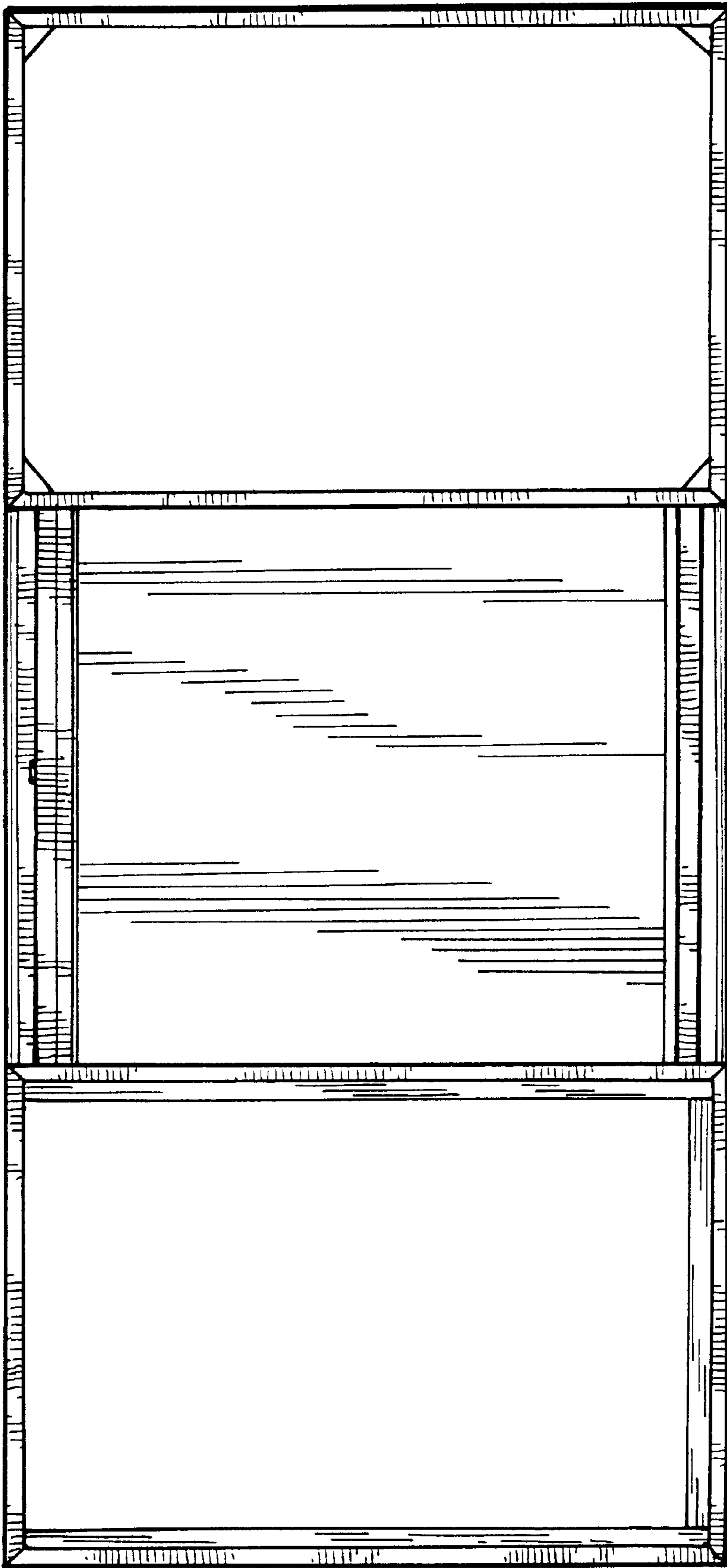


Fig. 7



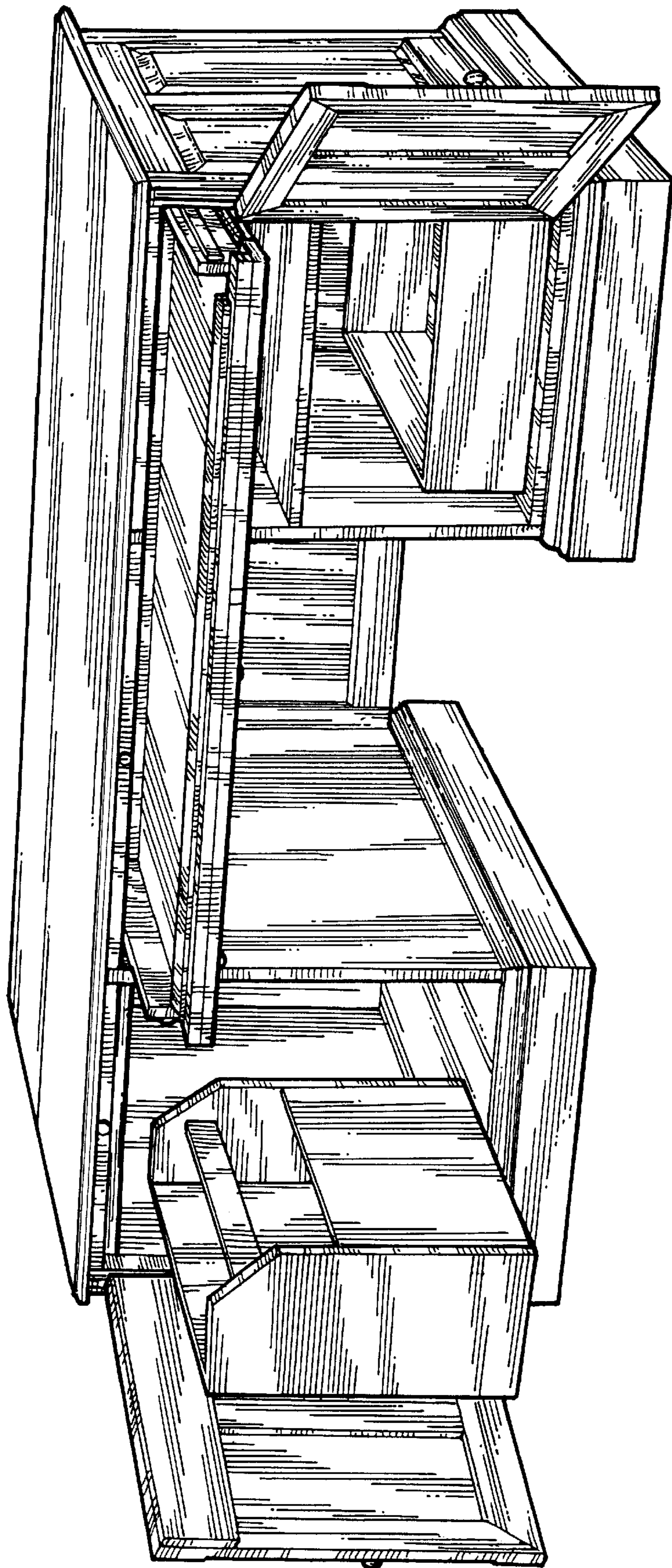


Fig. 8




Fig. 9