



US00D428730S

United States Patent [19]
Färnström

[11] **Patent Number: Des. 428,730**
[45] **Date of Patent: ** Aug. 1, 2000**

[54] **COMPACT DISC TRAY**

[75] Inventor: **Sven-Erik Färnström**, Trångsviken, Sweden

[73] Assignee: **Minitube Aktiebolag**, Trångsviken, Sweden

[**] Term: **14 Years**

[21] Appl. No.: **29/094,497**

[22] Filed: **Oct. 2, 1998**

[30] **Foreign Application Priority Data**

Apr. 3, 1998 [SE] Sweden 98 0768
Apr. 3, 1998 [SE] Sweden 98 0769
Apr. 3, 1998 [SE] Sweden 98 0770

[51] **LOC (7) Cl.** **06-04**

[52] **U.S. Cl.** **D6/407**

[58] **Field of Search** D6/407, 625-635, D6/466-468; 206/307, 307.1, 308.1-308.3, 457, 312, 313, 472-475, 387.1, 387.11-387.15; 211/40, 41, 12, 42; D14/120, 121; D19/26, 32; D9/433, 456, 457; D3/323, 319, 304, 201

[56] **References Cited**

U.S. PATENT DOCUMENTS

D. 362,367 9/1995 Olsson D6/632
D. 406,002 2/1999 Price D6/634
5,085,318 2/1992 Leverick 206/309
5,460,265 10/1995 Kiolbasa 206/308.1
5,600,628 2/1997 Spector 206/308.1
5,697,496 12/1997 Bauer 206/308.1
5,775,490 7/1998 Baker et al. 206/308.1

Primary Examiner—Jeffrey Asch
Attorney, Agent, or Firm—Smith, Gambrell & Russell, LLP

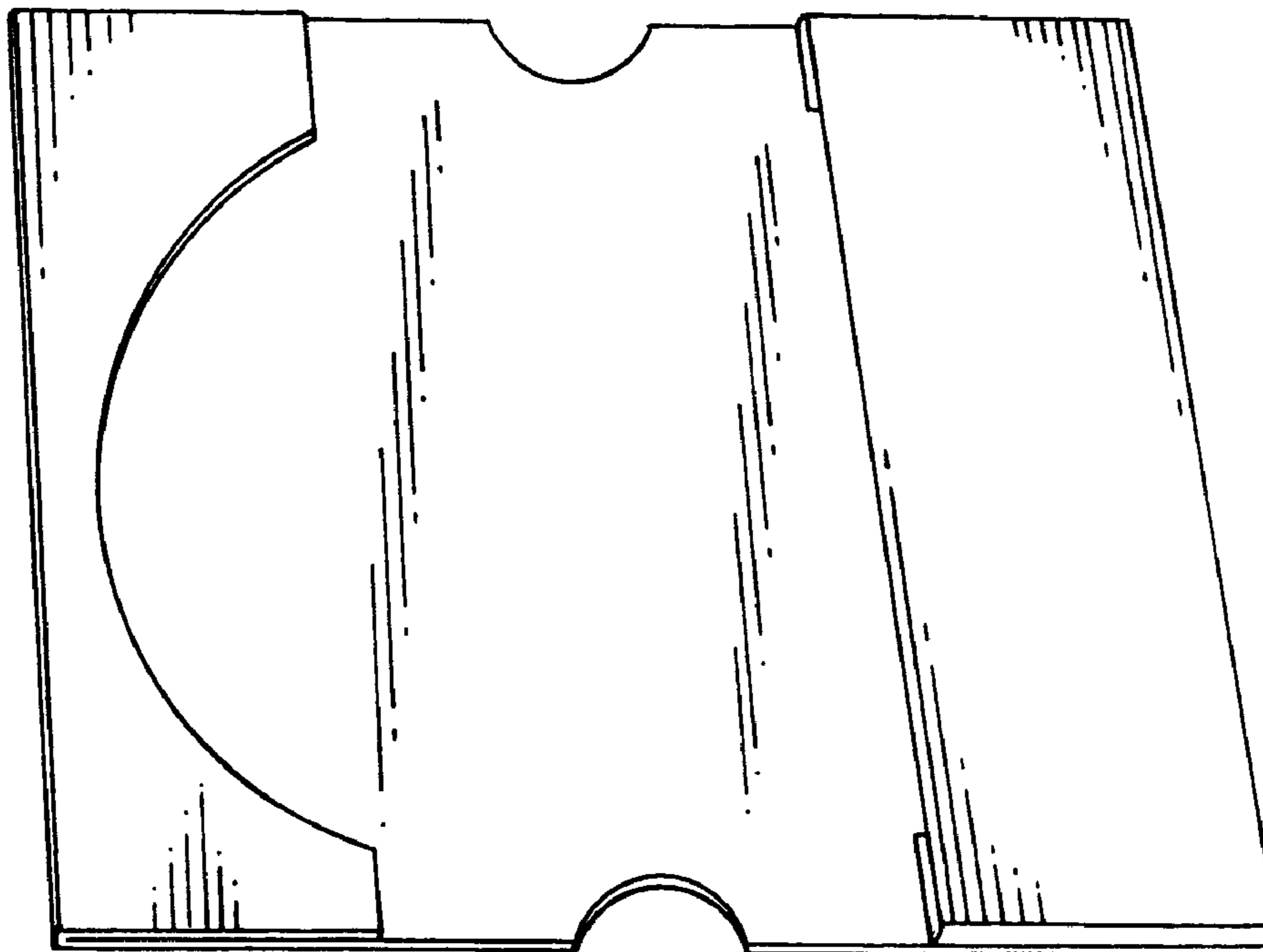
[57] **CLAIM**

The ornamental design for a compact disc tray, substantially as shown.

DESCRIPTION

FIG. 1 is a view of a compact disc tray, as viewed from one side; and,
FIG. 2 is a view thereof, as viewed from the other side.

1 Claim, 1 Drawing Sheet



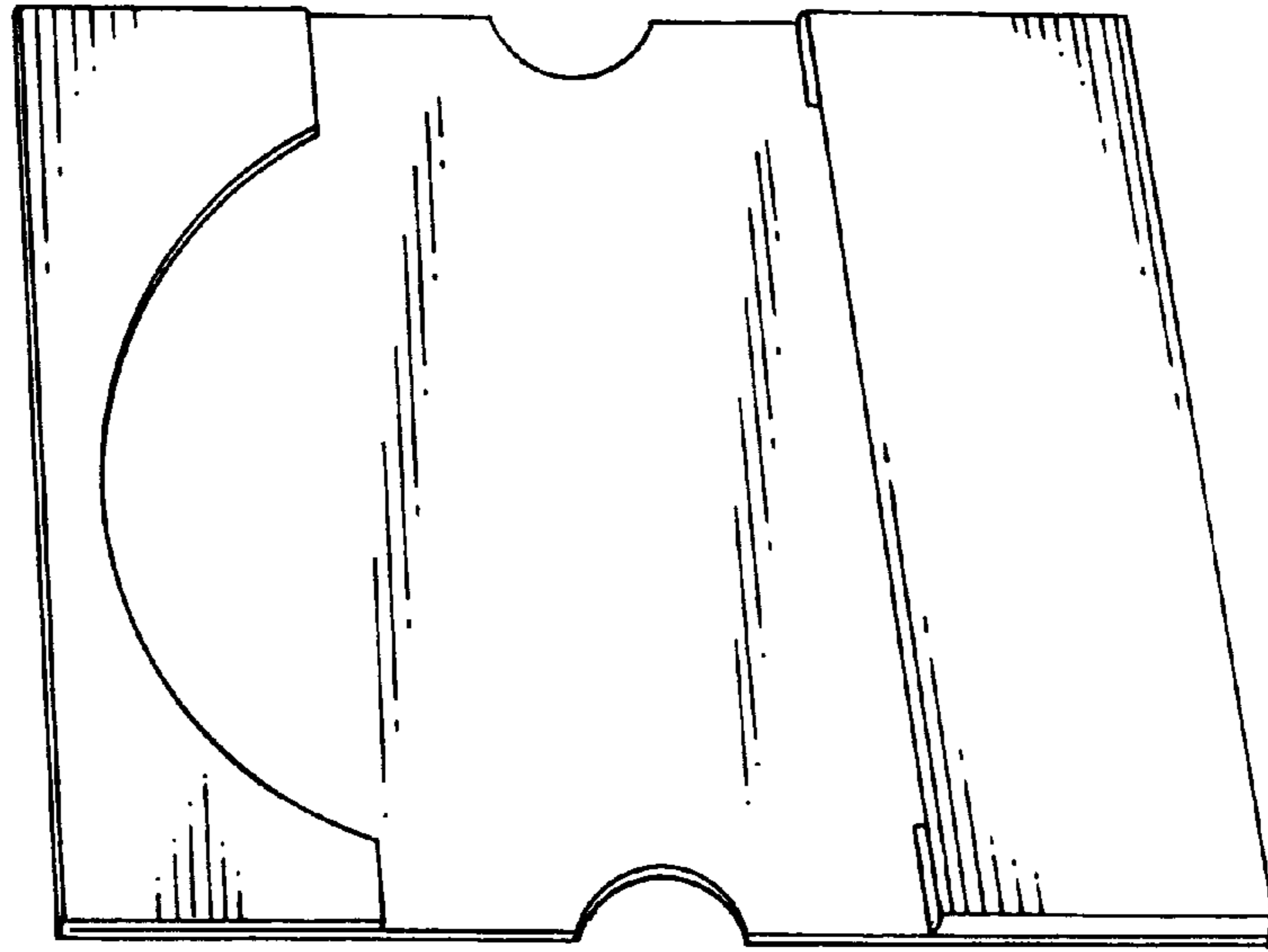


FIG. 1

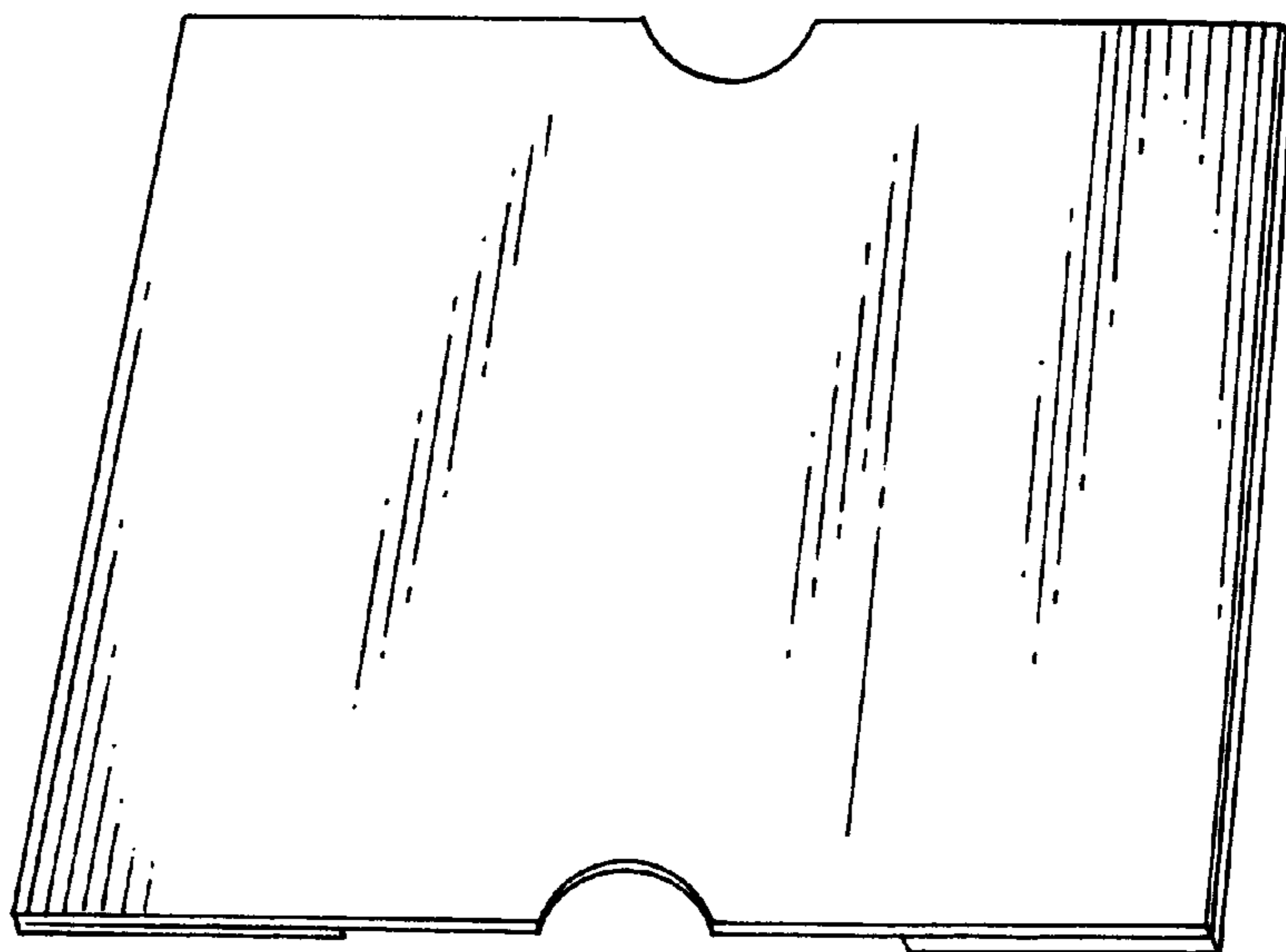


FIG. 2