



US00D428724S

United States Patent [19]
Beaulieu

[11] **Patent Number: Des. 428,724**

[45] **Date of Patent: ** Aug. 1, 2000**

[54] **CHAIR**

[75] Inventor: **Jocelyn Beaulieu**, Newmarket, Canada

[73] Assignee: **Global Upholstery Company**,
Downsview, Canada

[**] Term: **14 Years**

[21] Appl. No.: **29/108,342**

[22] Filed: **Jul. 27, 1999**

Related U.S. Application Data

[62] Division of application No. 29/083,011, Feb. 4, 1998.

[30] **Foreign Application Priority Data**

Jan. 15, 1998 [CA] Canada 1998-0074

[51] **LOC (7) Cl.** **06-01**

[52] **U.S. Cl.** **D6/372; D6/379**

[58] **Field of Search** D6/334, 366, 371,
D6/372, 373, 379, 500, 501, 502; 297/451.3,
451.7

[56] **References Cited**

U.S. PATENT DOCUMENTS

- D. 245,952 10/1977 Lüthy D6/372
- D. 251,578 4/1979 Ruf D6/372
- D. 295,347 4/1988 Chadwick et al. D6/372

- D. 313,705 1/1991 Hensel et al. D6/372
- D. 350,032 8/1994 Beaulieu D6/366
- D. 371,475 7/1996 Tedesco D6/501
- D. 374,778 10/1996 Tedesco et al. D6/366
- D. 378,327 3/1997 Beaulieu D6/372
- D. 384,510 10/1997 Tedesco et al. D6/366
- D. 387,917 12/1997 Tedesco et al. D6/366
- D. 388,269 12/1997 Tedesco et al. D6/501
- D. 391,790 3/1998 Breen D6/500
- D. 393,384 4/1998 Tedesco et al. D6/501
- D. 396,965 8/1998 Favaretto D6/372
- D. 405,969 2/1999 Beaulieu D6/366
- D. 408,661 4/1999 Whalen D6/500
- D. 409,406 5/1999 Kaczmarek D6/372

Primary Examiner—Gary D. Watson
Attorney, Agent, or Firm—Philip Mendes da Costa;
Bereskin & Parr

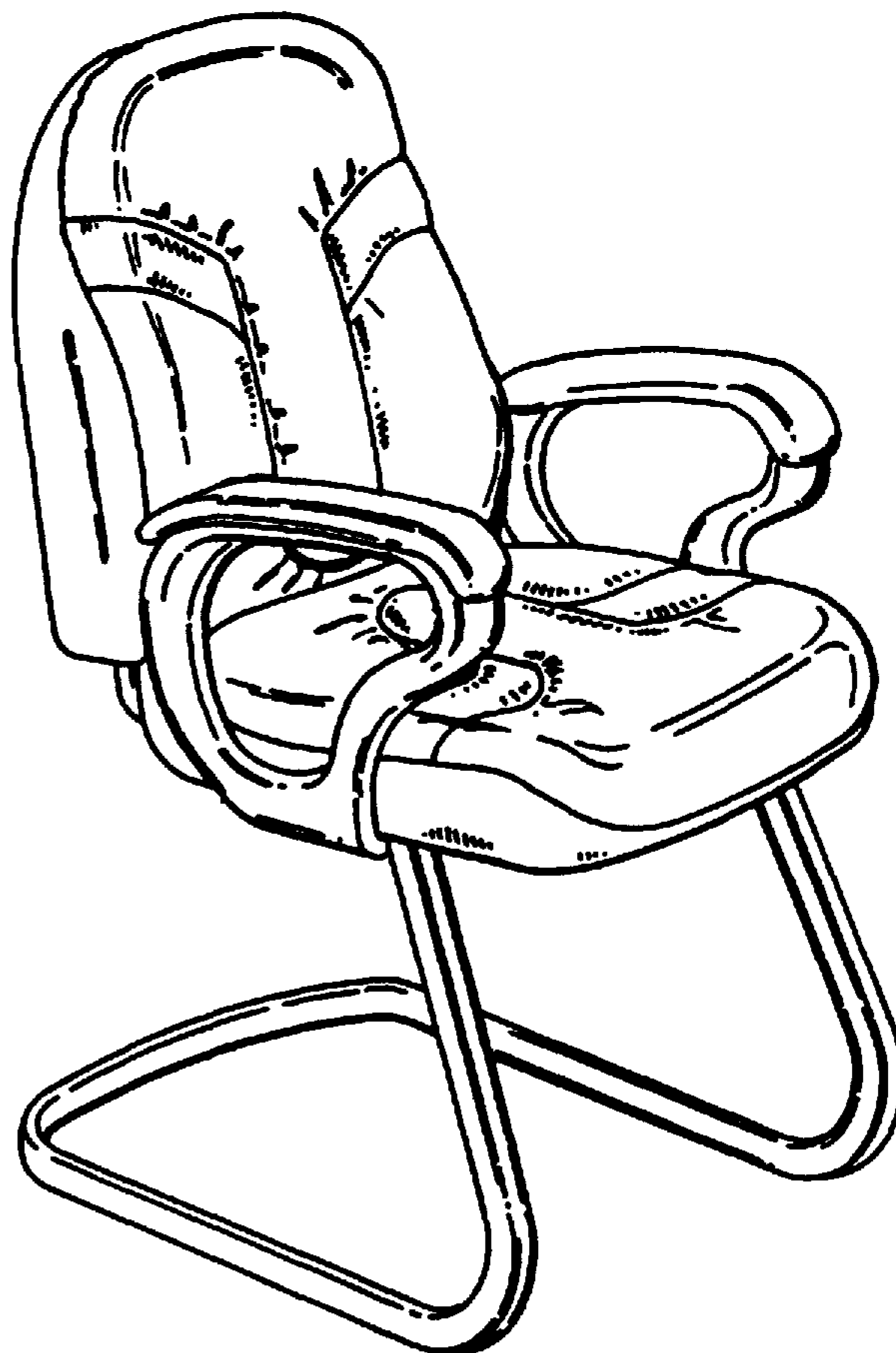
[57] **CLAIM**

The ornamental design for a chair, as shown and described.

DESCRIPTION

FIG. 1 is a perspective view from the front and to one side of the chair.
FIG. 2 is a side elevational view of the chair of FIG. 1, the other side of the chair being the mirror image of this view.
FIG. 3 is a front elevational view of the chair of FIG. 1.
FIG. 4 is a rear elevational view of the chair of FIG. 1; and,
FIG. 5 is a top plan view of the chair of FIG. 1.

1 Claim, 2 Drawing Sheets



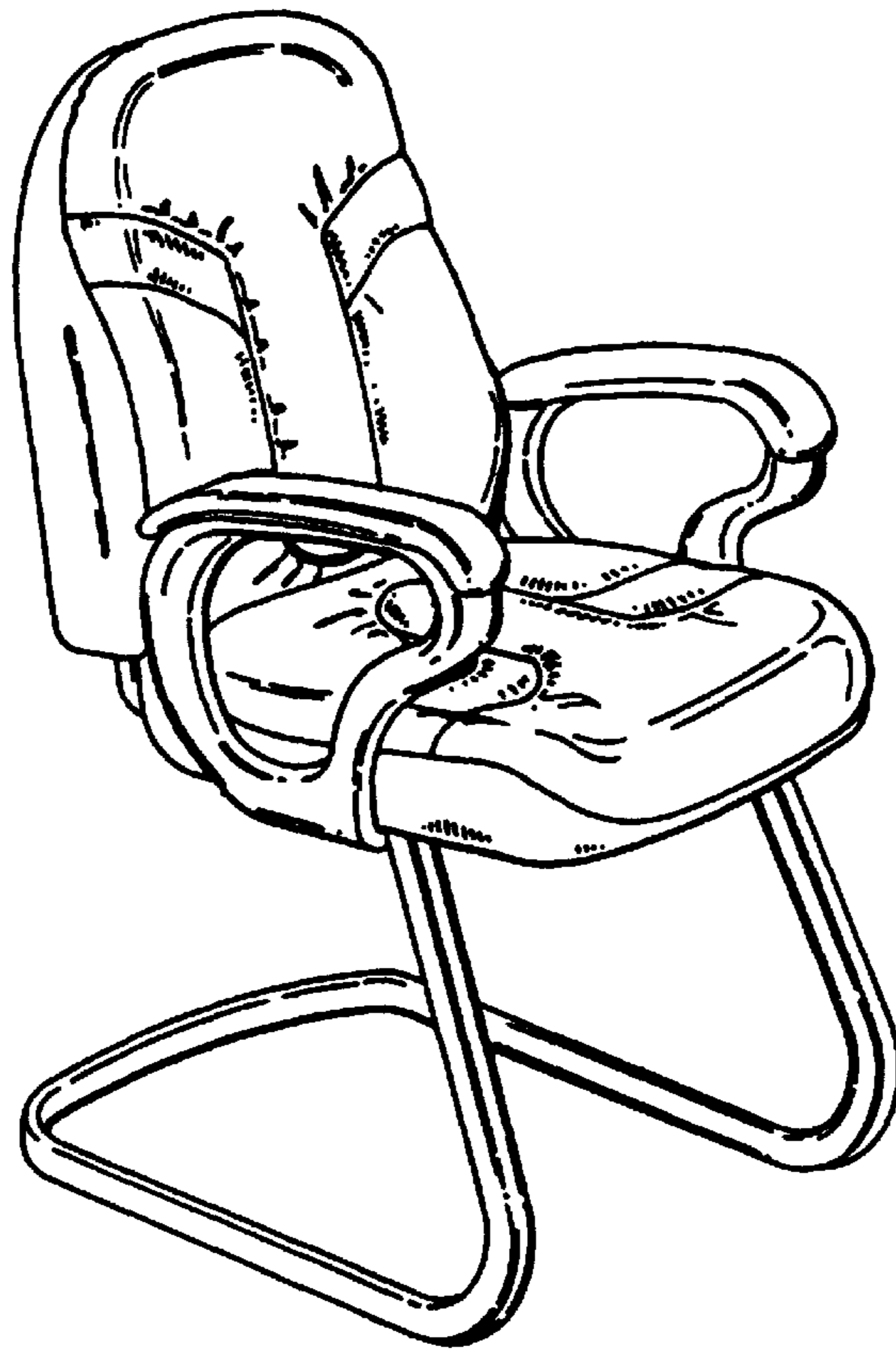


FIG. 1

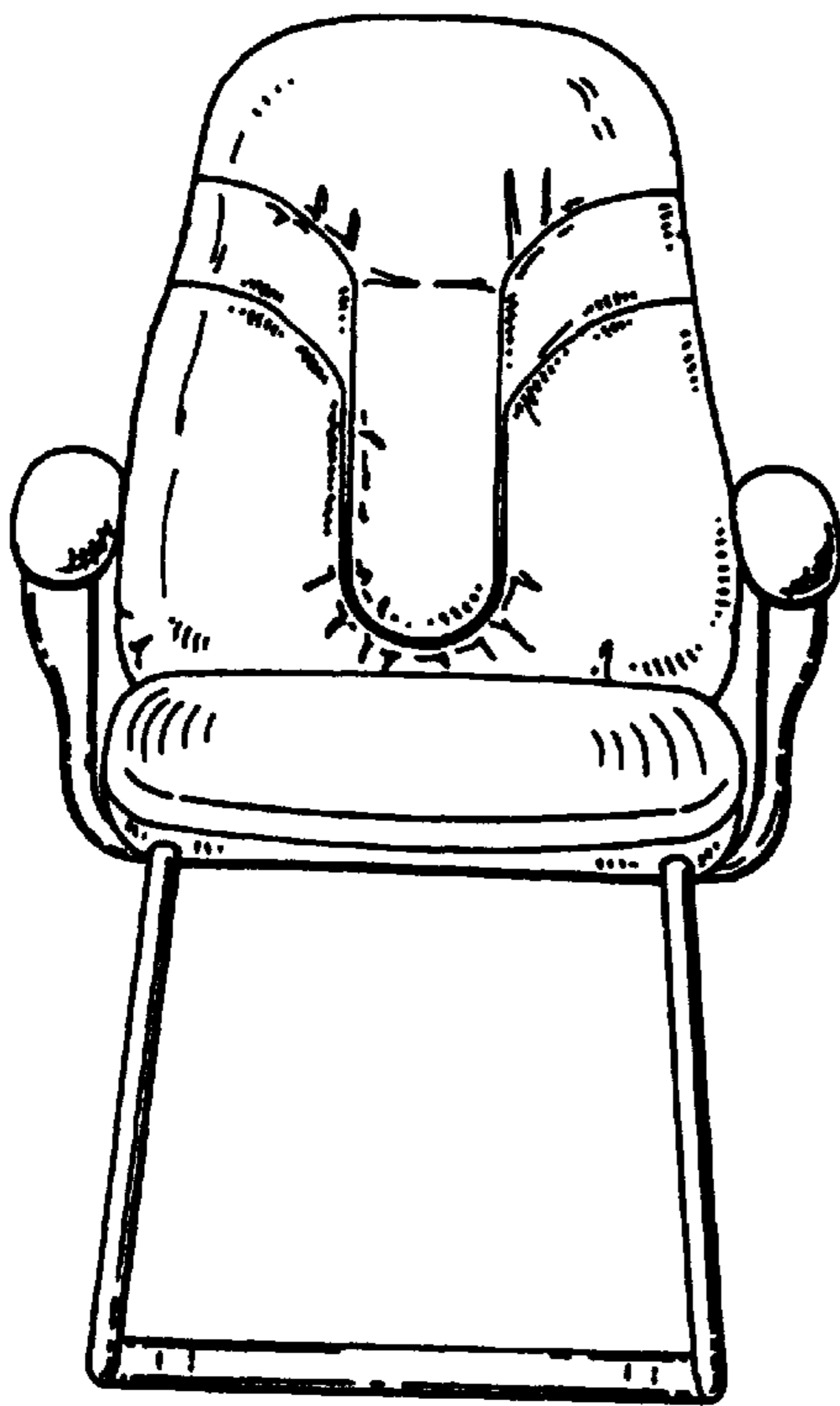


FIG. 3

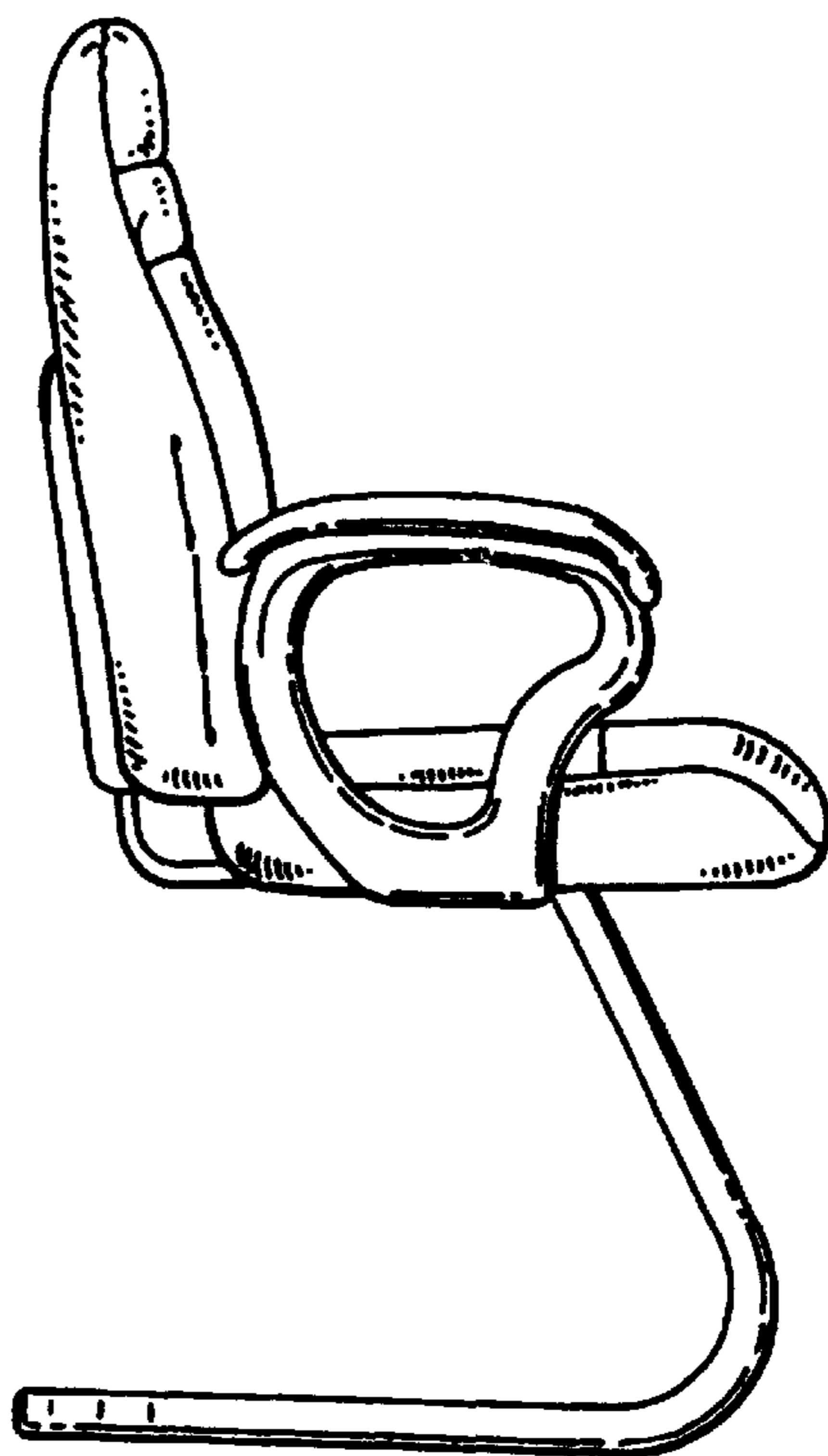


FIG. 2

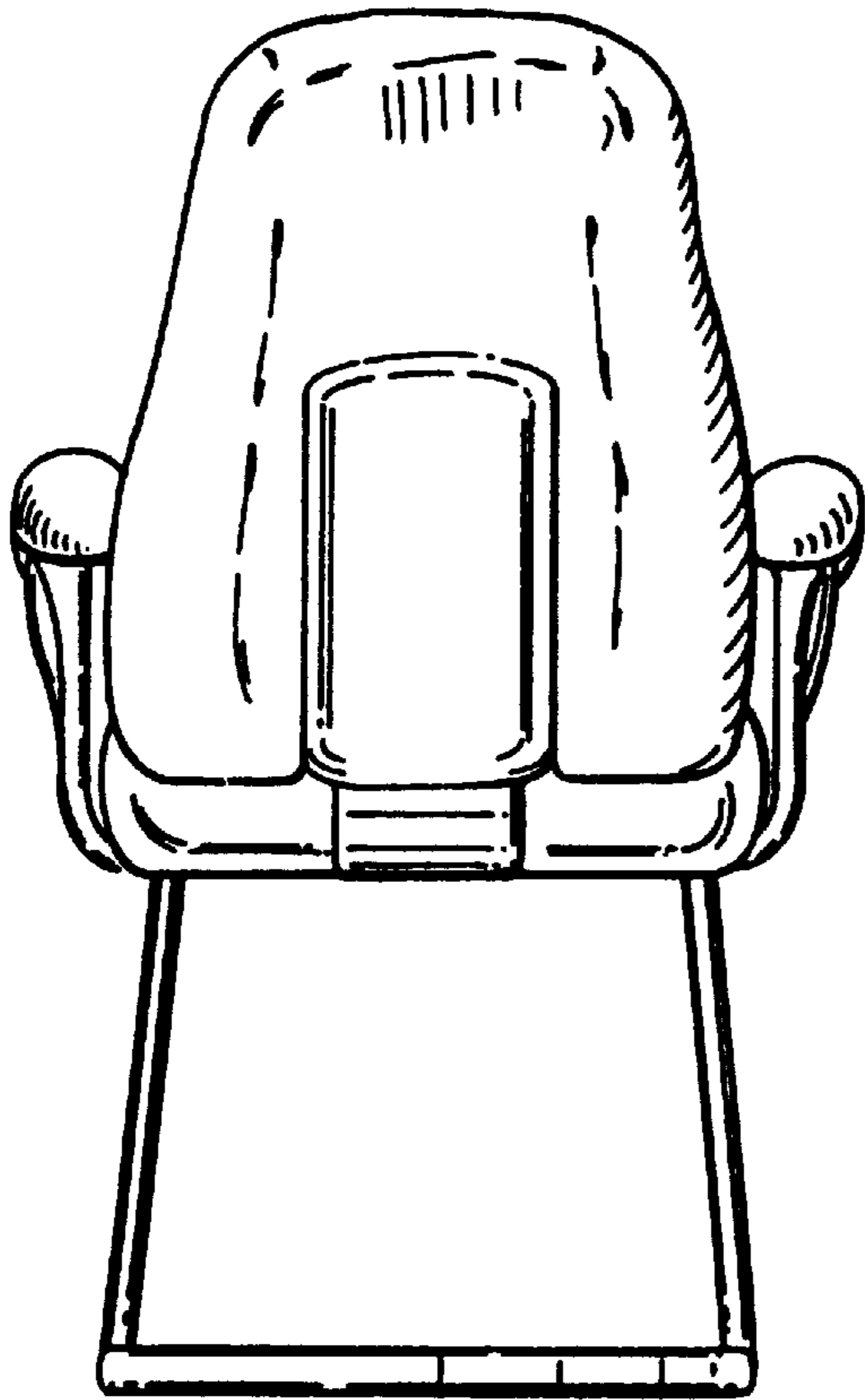


FIG. 4

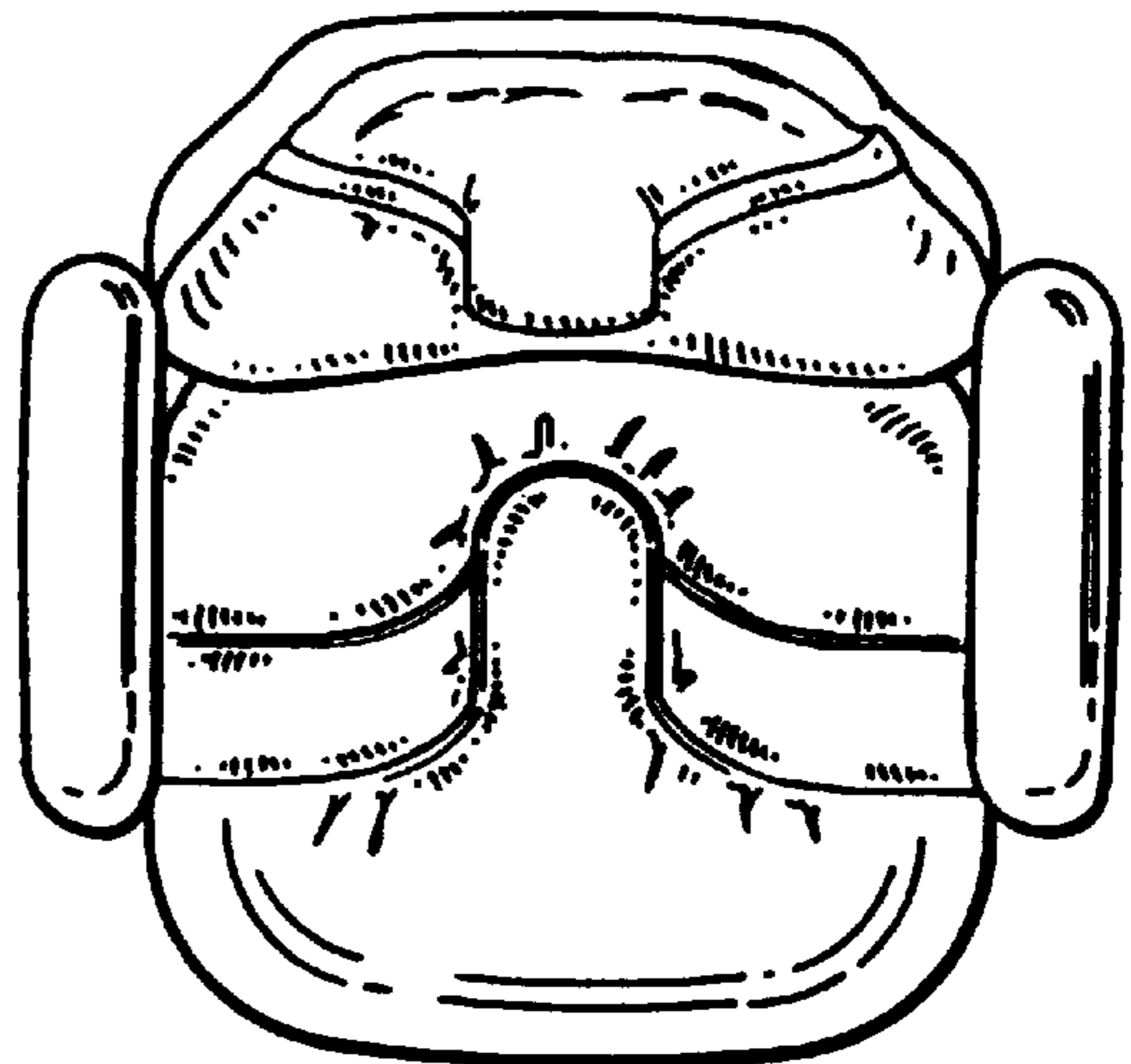


FIG. 5