



US00D428689S

# United States Patent [19]

[11] **Patent Number: Des. 428,689**

**Guiotto et al.**

[45] **Date of Patent: \*\* Aug. 1, 2000**

[54] **INSOLE**

5,367,791 11/1994 Gross et al. .... 36/25 R

[76] Inventors: **Dino Guiotto**, Via Bassano, 4, 36078  
Valdagno (Vicenza); **Nicola Vittori**, Via  
Ugo Foscolo, 2D, 63015 Monte Urano  
(Ascoli Piceno), both of Italy

*Primary Examiner*—Louis S. Zarfaz  
*Assistant Examiner*—G Andoll  
*Attorney, Agent, or Firm*—R. Neil Sudol; Henry D.  
Coleman

[\*\*] Term: **14 Years**

### [57] CLAIM

[21] Appl. No.: **29/111,912**

The ornamental design for an insole, as shown and described.

[22] Filed: **Oct. 6, 1999**

### DESCRIPTION

[51] **LOC (7) Cl.** ..... **02-04**

[52] **U.S. Cl.** ..... **D2/961**

[58] **Field of Search** ..... D2/961, 947; 36/43,  
36/44, 28, 25 R

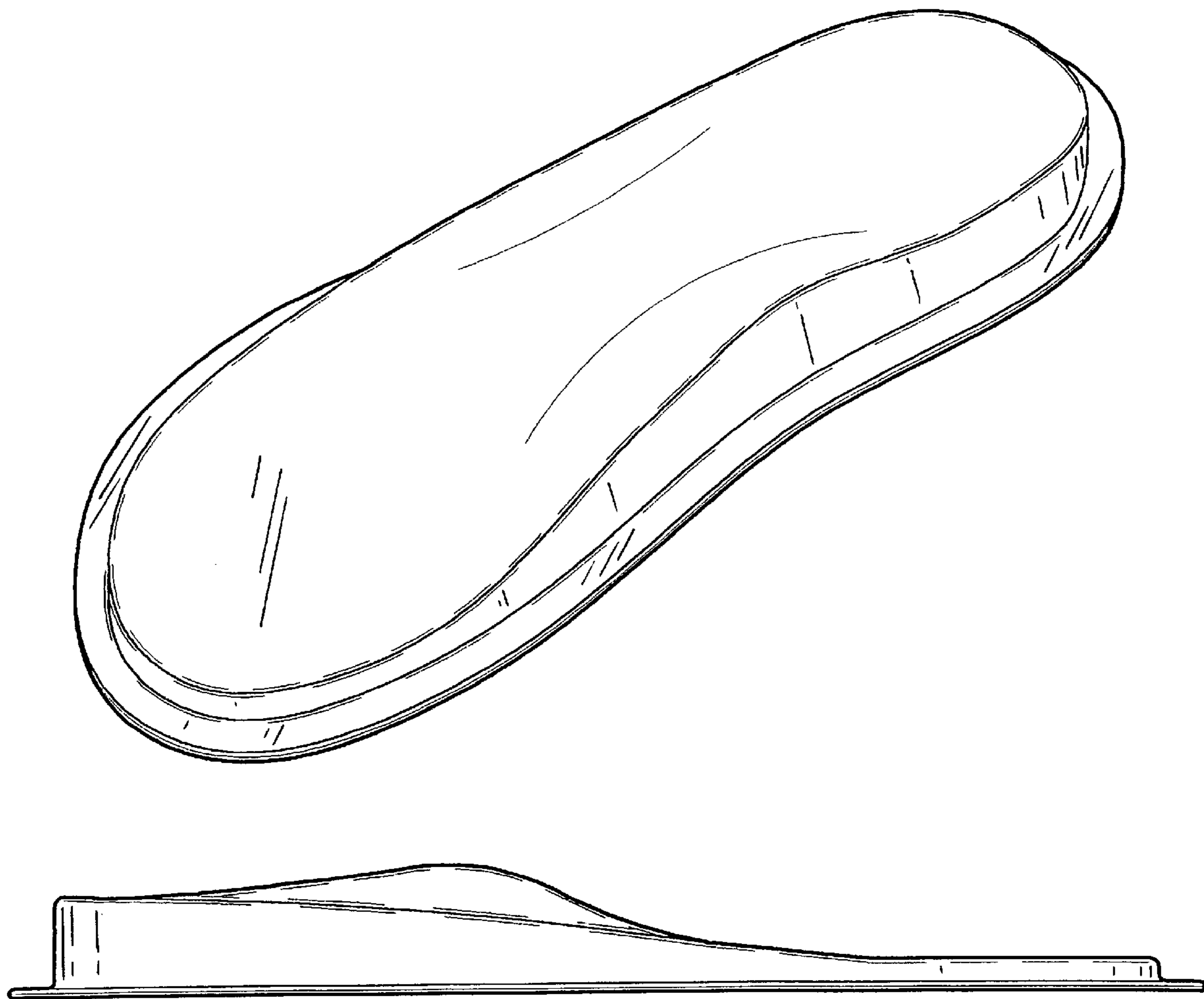
FIG. 1 is a top, front, and left side perspective view of an insole, showing our new design;  
FIG. 2 is a top, front and right side perspective view thereof;  
FIG. 3 is a right side elevational view thereof;  
FIG. 4 is a left side elevational view thereof;  
FIG. 5 is a front elevational view thereof;  
FIG. 6 is a rear elevational view thereof;  
FIG. 7 is a top plan view thereof; and,  
FIG. 8 is a bottom plan view thereof.

### [56] References Cited

#### U.S. PATENT DOCUMENTS

D. 261,570	11/1981	Gross et al.	.....	D2/961
3,009,270	11/1961	Nacht	.....	36/28
3,530,489	9/1970	Appleton	.....	36/44
4,331,731	5/1982	Seike et al.	.....	36/44

**1 Claim, 3 Drawing Sheets**



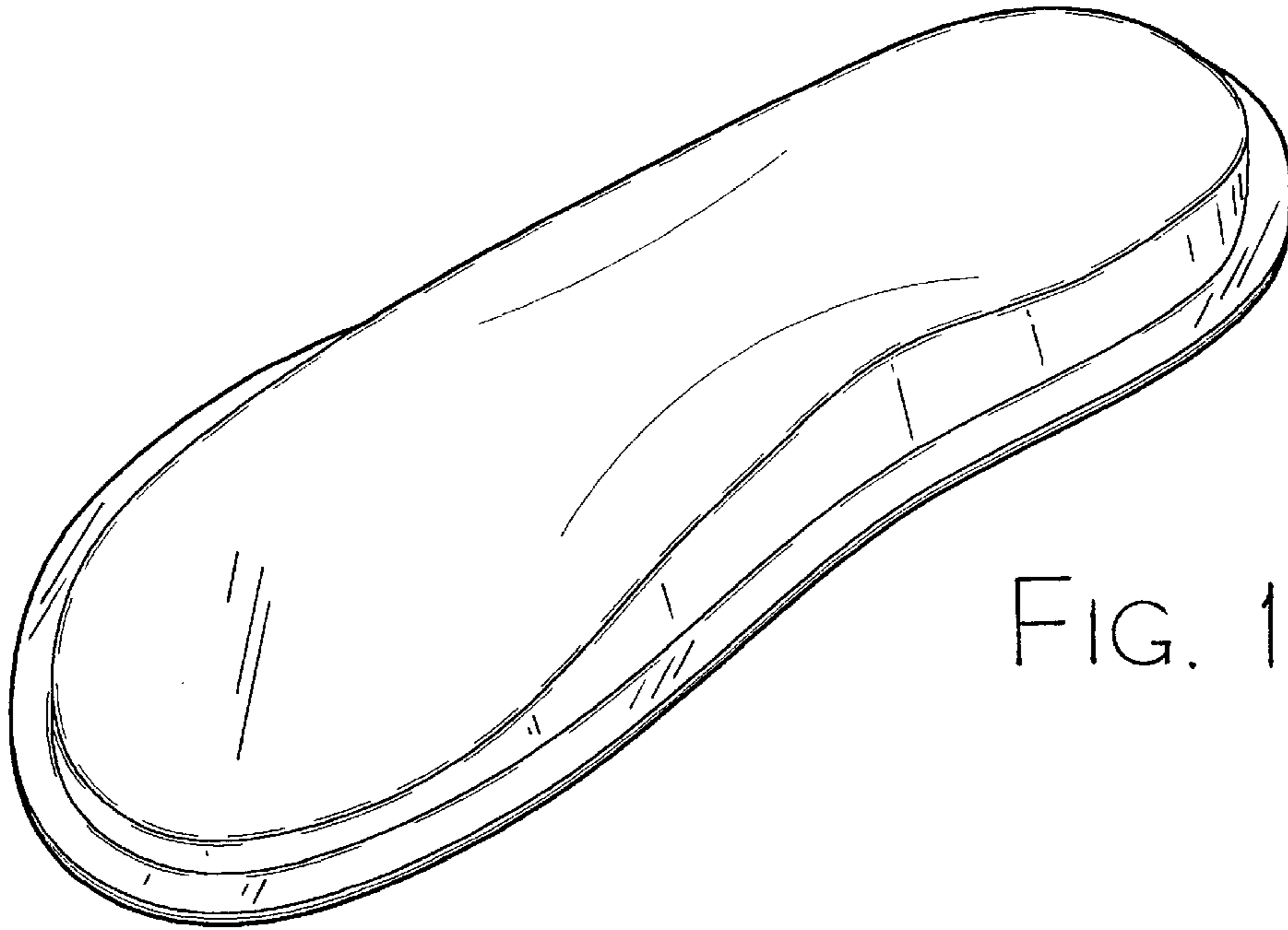


FIG. 1

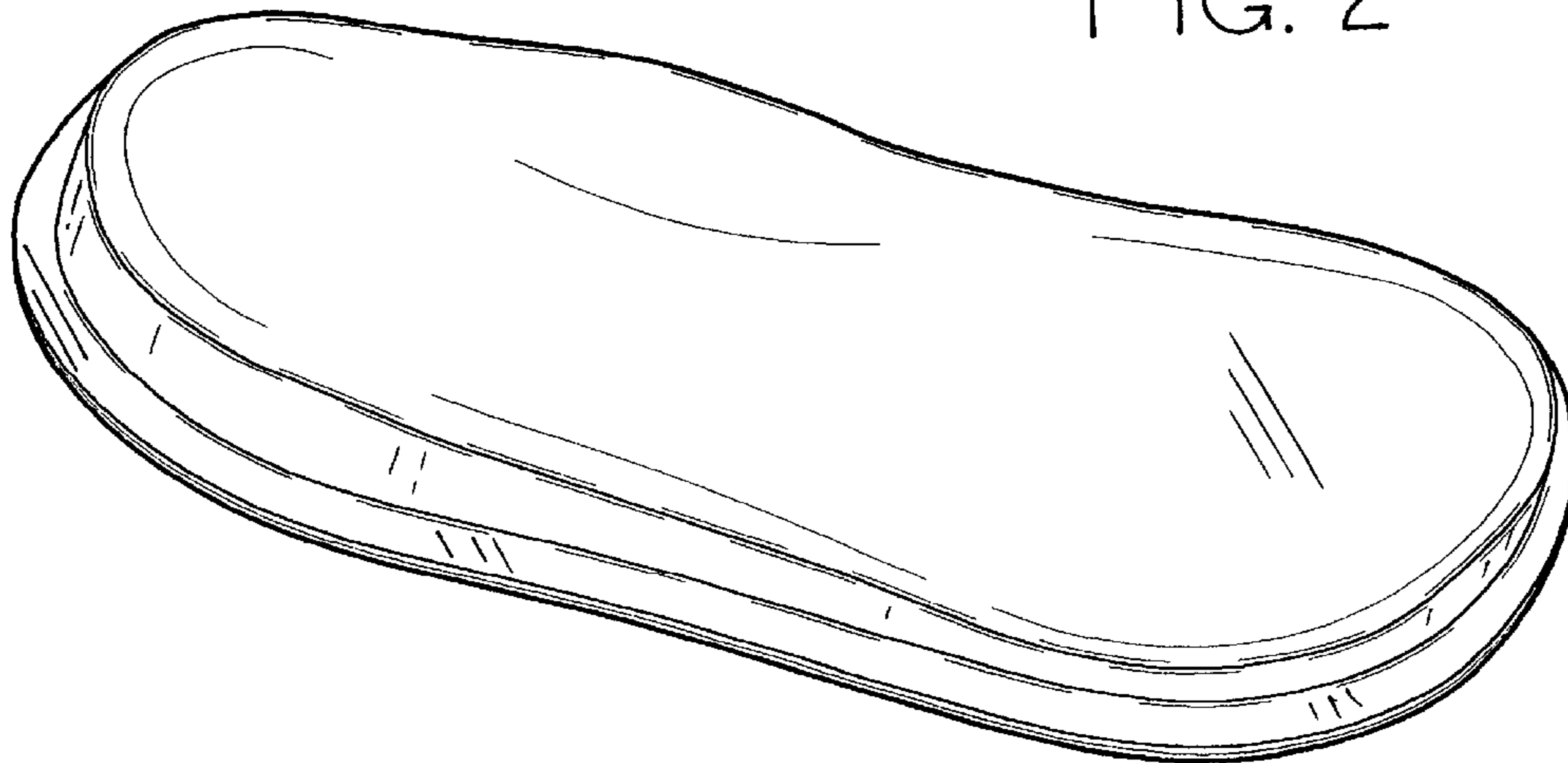


FIG. 2



FIG. 3



FIG. 4




FIG. 5




FIG. 6



FIG. 7

FIG. 8

