



US00D428682S

# United States Patent [19] Rapaport

[11] **Patent Number: Des. 428,682**  
[45] **Date of Patent: \*\* Aug. 1, 2000**

## [54] **CHEESECAKE BAR**

[75] Inventor: **Lauren E. Rapaport**, Chicago, Ill.  
[73] Assignee: **Kraft Foods, Inc.**, Northfield, Ill.  
[\*\*] Term: **14 Years**  
[21] Appl. No.: **29/097,832**  
[22] Filed: **Dec. 14, 1998**  
[51] **LOC (7) Cl.** ..... **01-01**  
[52] **U.S. Cl.** ..... **D1/129**  
[58] **Field of Search** ..... D1/106, 127-129,  
D1/199; 426/89, 102, 104, 523, 580, 586,  
36, 582

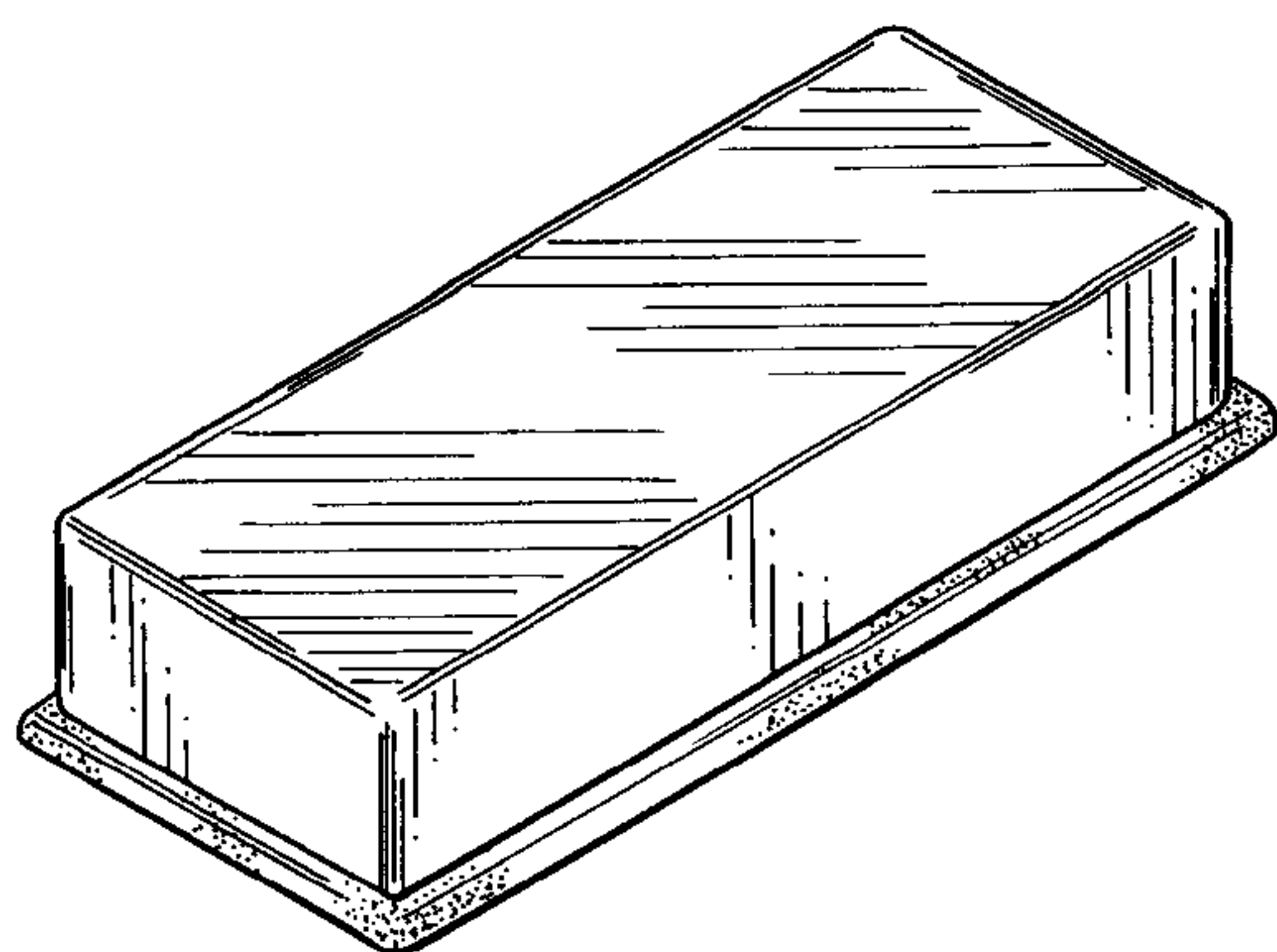
## [56] **References Cited** **PUBLICATIONS**

Better Homes and Gardens Low Calorie Low Fat Recipes, fruited cheesecakes at top of p. 89, Summer 1995.  
Time-Life Custom Publishing, Mrs. Fields I Love Chocolate Cookbook, twice-topped brownies on p. 23 and chocolate chip banana bread on p. 40, 1994.  
Pillsbury Festive Holiday Baking, Orange Cheesecake and Cherry-Topped Brownie Dessert Squares, p. 35, Nov. 1998.

*Primary Examiner*—Alan P. Douglas  
*Assistant Examiner*—Linda Brooks  
*Attorney, Agent, or Firm*—Fitch, Even, Tabin & Flannery

## [57] **CLAIM**

The ornamental design for a cheesecake bar, as shown and described.



## **DESCRIPTION**

FIG. 1 is a perspective view showing a first 10 embodiment of our new design, comprising a cheesecake bar;  
FIG. 2 is an end elevational view thereof; on a reduced scale the opposite end being identical thereto;  
FIG. 3 is a top plan view thereof on a reduced scale;  
FIG. 4 is a side elevational view thereof on a reduced scale, the opposite side being identical thereto;  
FIG. 5 is a bottom plan view thereof on a reduced scale;  
FIG. 6 is a perspective view of a second embodiment of our new design, comprising a cheesecake bar which is identical to that of FIG. 1 in combination with icing stripes disposed along the top, the perspective view from the opposite side being a mirror image;  
FIG. 7 is a perspective view of a third embodiment of our new design, comprising a cheesecake bar which is identical to that of FIG. 1 except that the bar of FIG. 7 has angled sides;  
FIG. 8 is an end elevational view of the embodiment of FIG. 7, the opposite end being identical thereto;  
FIG. 9 is a top plan view of the embodiment of FIG. 7;  
FIG. 10 is a side elevational view of the embodiment of FIG. 7, the opposite side being identical thereto;  
FIG. 11 is a perspective view of a fourth embodiment of our new design, comprising a cheesecake bar which is identical to that of FIG. 7 having chocolate chips integral with the cheesecake bar and in combination with icing stripes disposed along the top;  
FIG. 12 is an end elevational view of the embodiment of FIG. 11, the opposite end being identical thereto;  
FIG. 13 is a top plan view of the embodiment of FIG. 11;  
FIG. 14 is a side elevational view of the embodiment of FIG. 11, the opposite side being identical thereto.

**1 Claim, 3 Drawing Sheets**

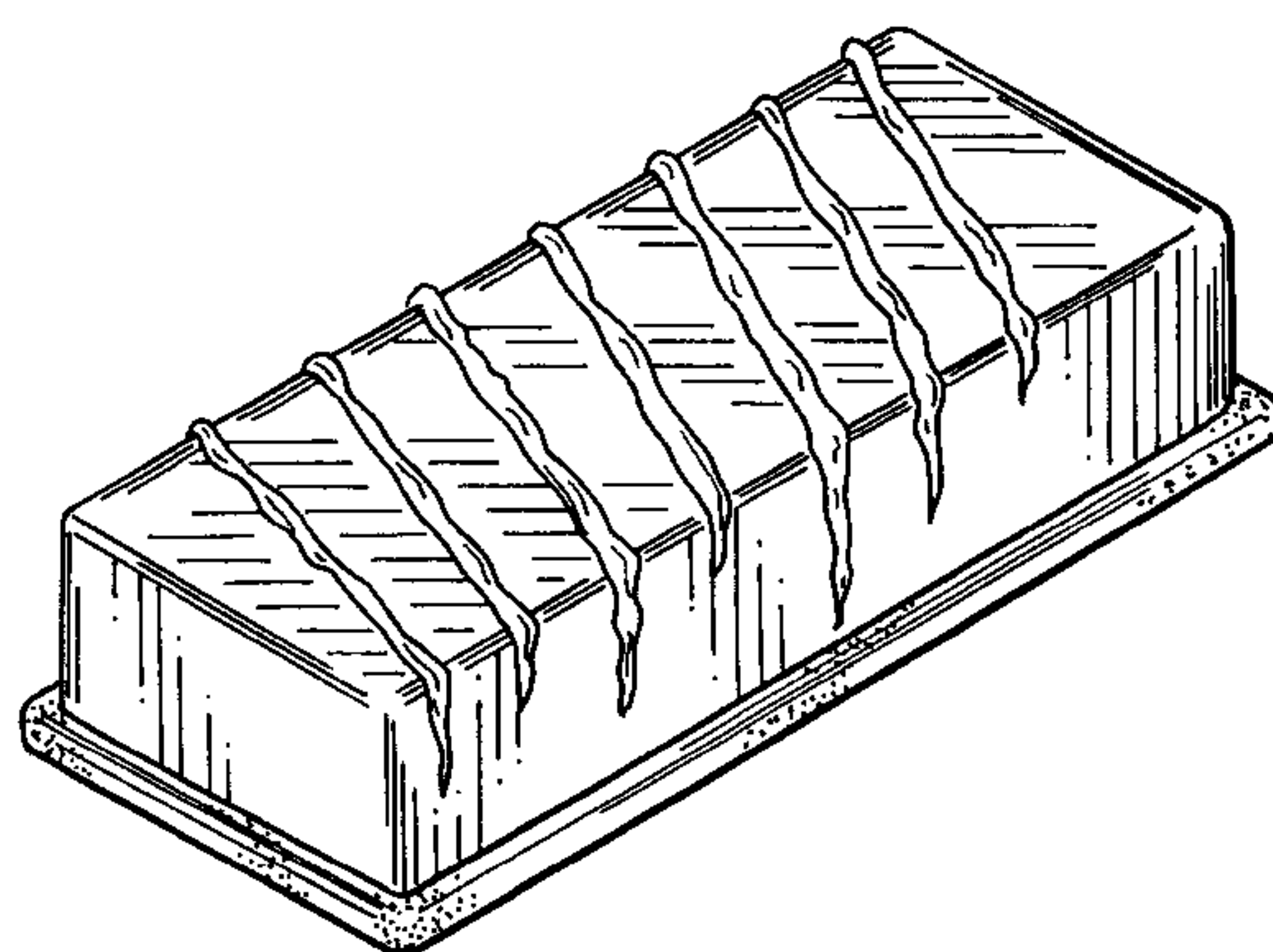


Fig. 1

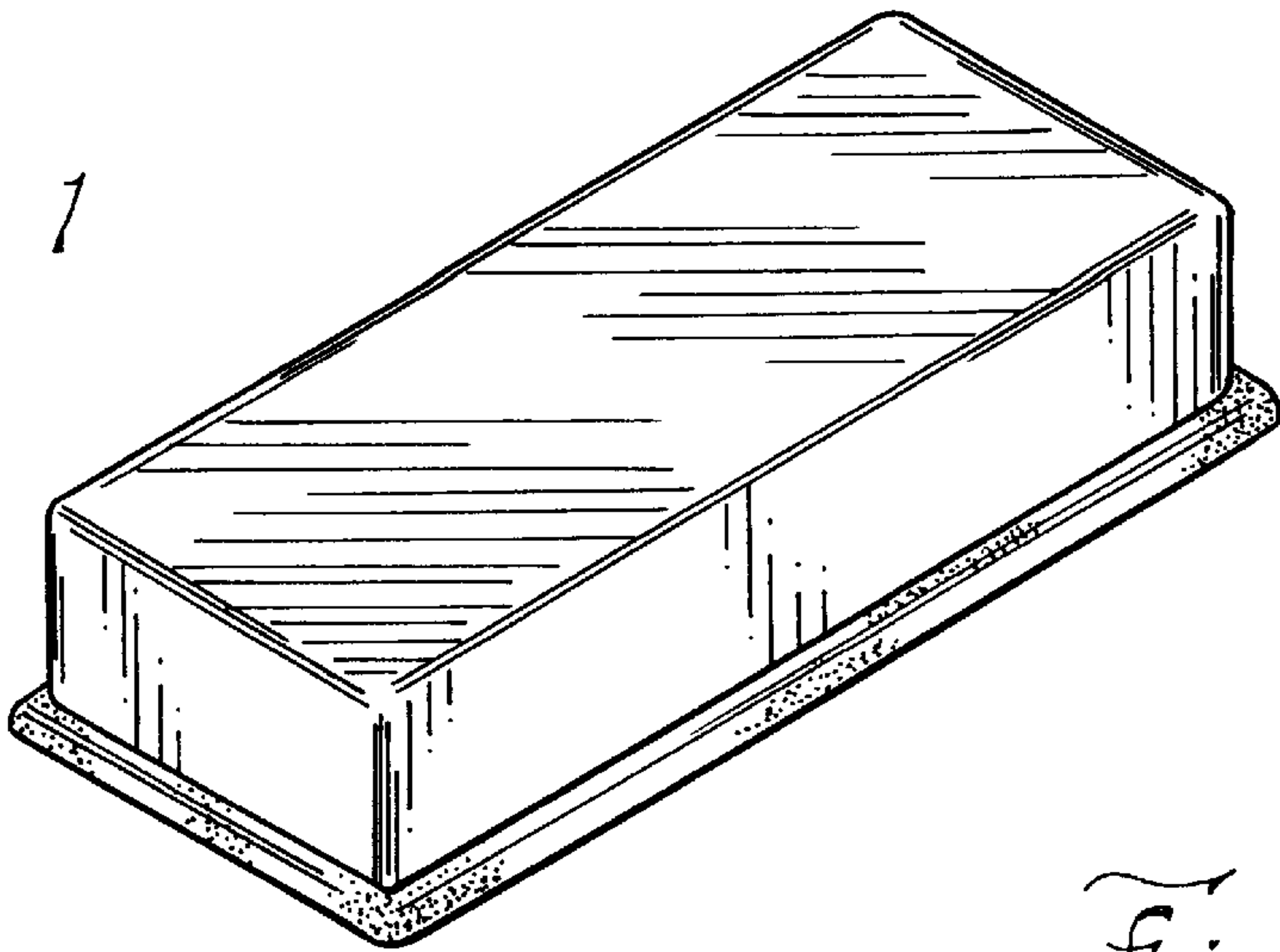


Fig. 2

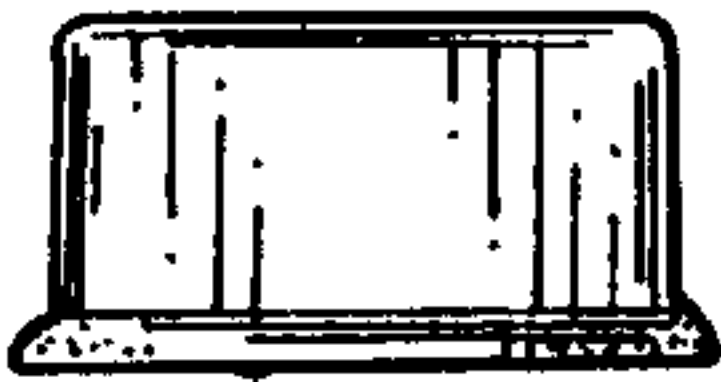


Fig. 3




Fig. 4




Fig. 5






Fig. 6


*Fig. 7*



*Fig. 8*



*Fig. 9*



*Fig. 10*






Fig. 11

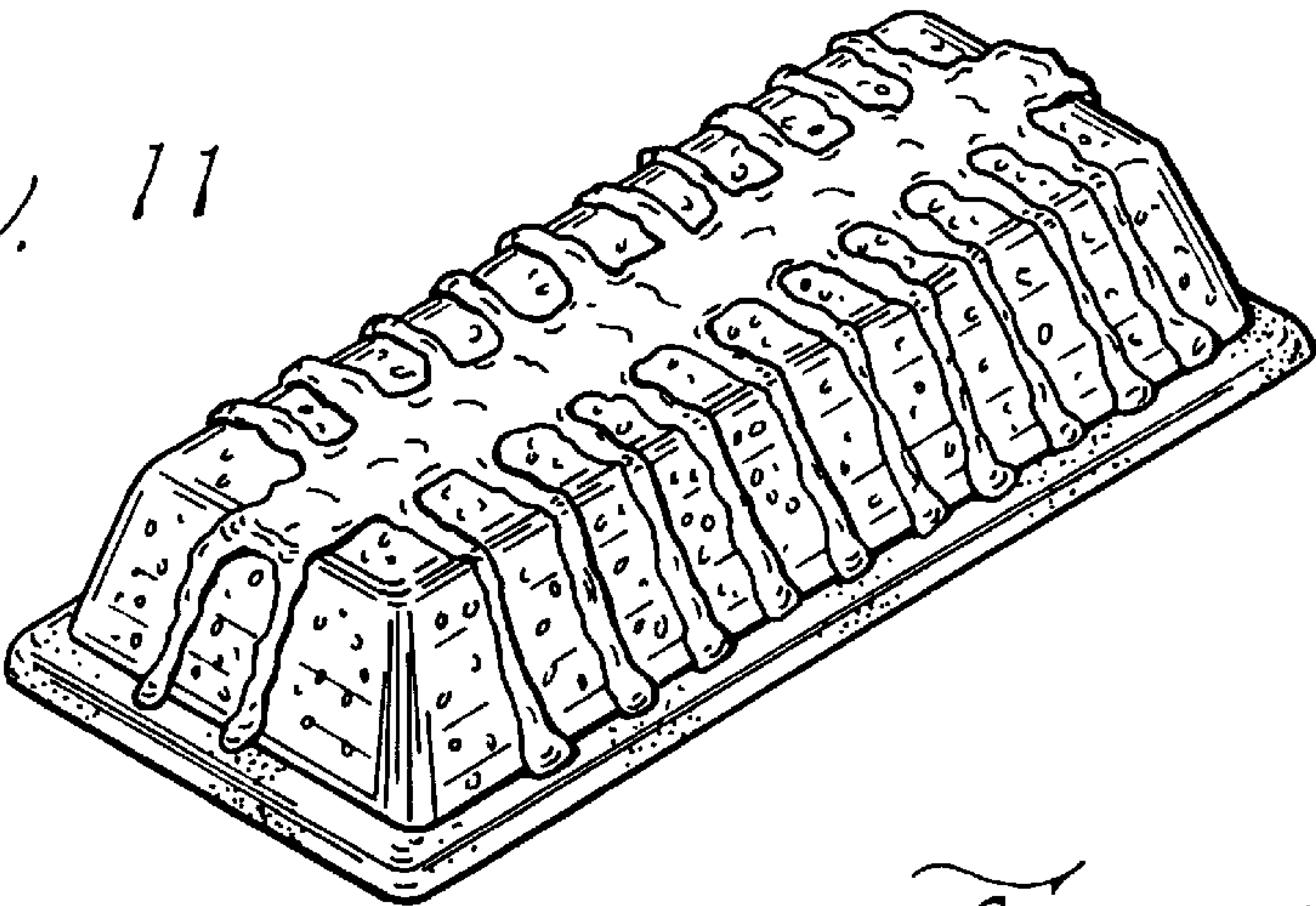


Fig. 12




Fig. 13

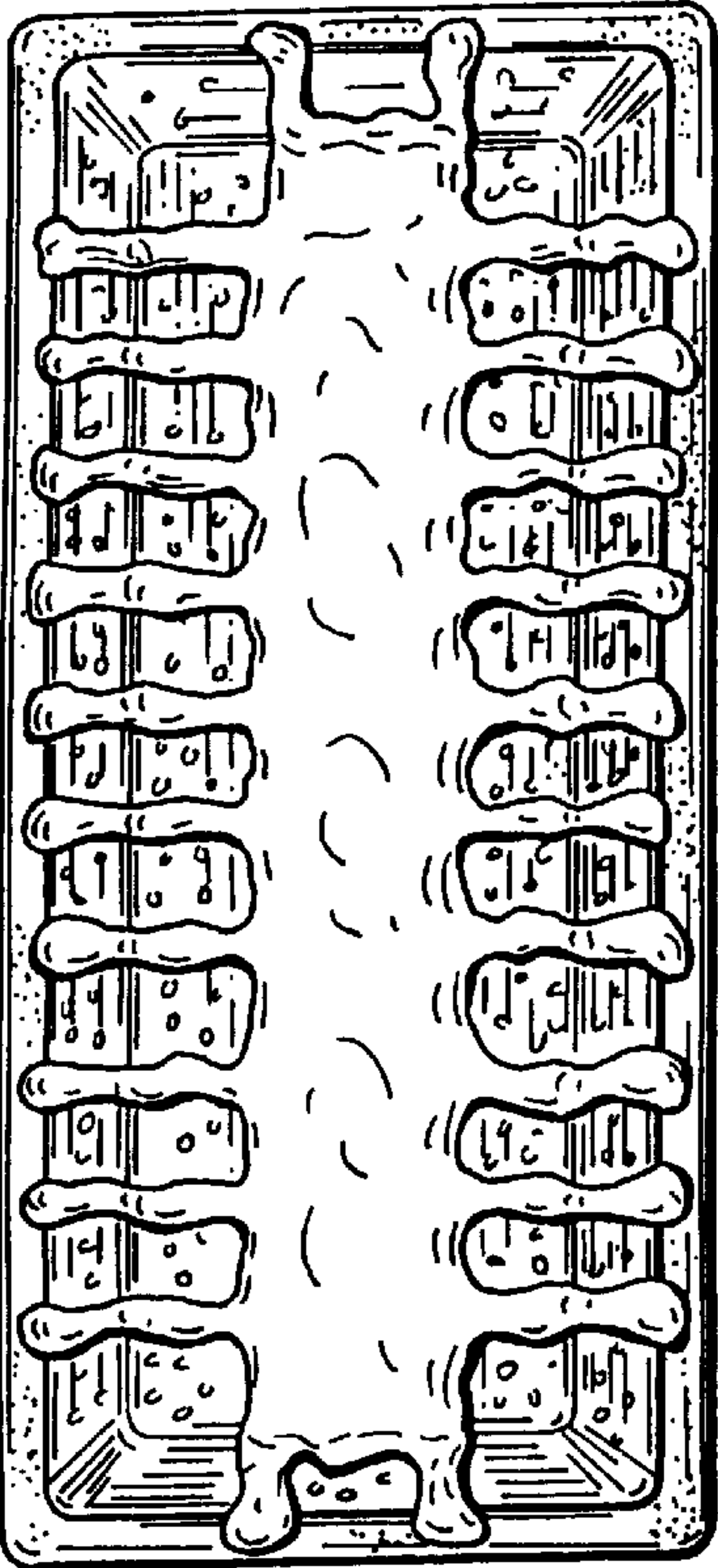


Fig. 14

