



US00D428678S

United States Patent [19]
Stapleton et al.

[11] **Patent Number: Des. 428,678**
[45] **Date of Patent: ** Jul. 25, 2000**

[54] **VIDEO DISPLAY SCREEN CLEANER**

D. 354,595 1/1995 Wasak D32/52
5,924,153 7/1999 Salley 15/1.52

[76] Inventors: **Frank Stapleton**, 1909 Knox Ave.,
Reister, Md. 21136; **Alan Vaught**, 7422
Chapman Ave., Garden Grove, Calif.
92641; **Sheldon Kruger**, 12307
Greenspring Ave., Owings Mills, Md.
21117

Primary Examiner—Alan P. Douglas
Assistant Examiner—Lavone Tabor
Attorney, Agent, or Firm—James G. O’Neill

[**] Term: **14 Years**

[57] **CLAIM**

[21] Appl. No.: **29/115,808**

The ornamental design for a video display screen cleaner, as shown and described.

[22] Filed: **Dec. 21, 1999**

DESCRIPTION

Related U.S. Application Data

[62] Division of application No. 29/101,982, Mar. 15, 1999.

FIG. 1 is a top plan view of a video display screen cleaner, showing our new design;

[51] **LOC (7) Cl.** **08-99**

FIG. 2 is a front elevational view thereof;

[52] **U.S. Cl.** **D32/35; D32/40**

FIG. 3 is a first side elevational view of FIG. 2; the other side being a mirror image thereof;

[58] **Field of Search** D32/35, 40, 52;
D4/137; 15/1.52, 160, 209.1, 210.1, 226,
235

FIG. 4 is a bottom plan view of FIG. 2; and,

FIG. 5 is a rear elevational view of FIG. 2.

[56] **References Cited**

U.S. PATENT DOCUMENTS

D. 280,109 8/1985 Lewis et al. D32/40 X

1 Claim, 1 Drawing Sheet

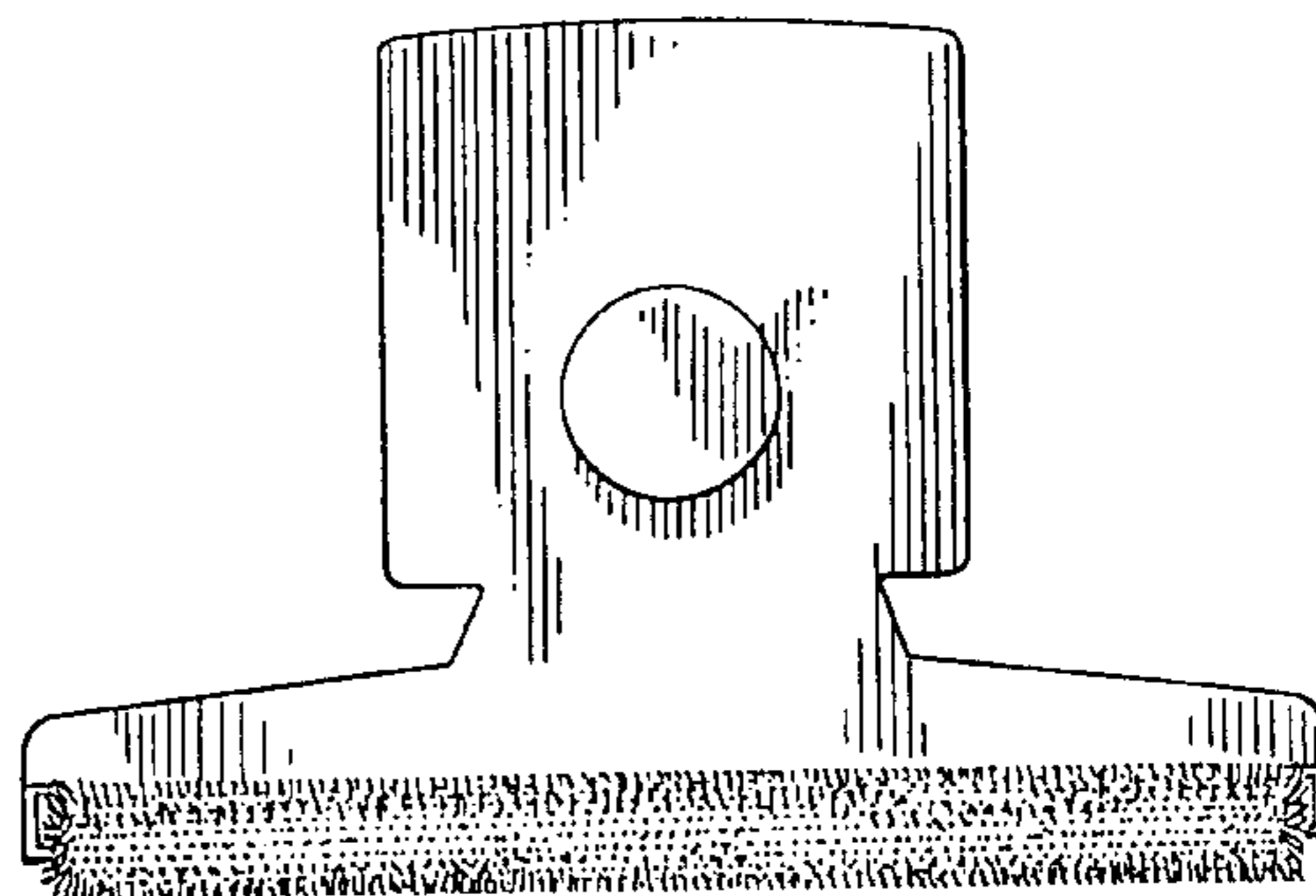



FIG. 1




FIG. 2




FIG. 3

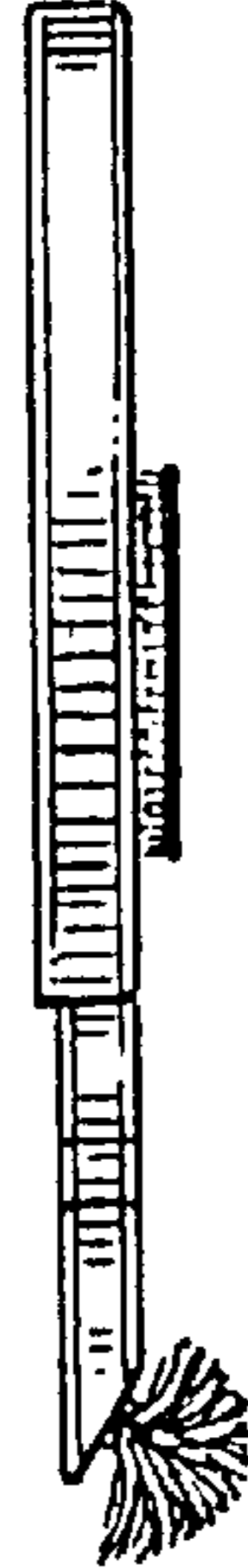


FIG. 4




FIG. 5

