



US00D428655S

United States Patent [19]

Bates et al.

[11] Patent Number: **Des. 428,655**

[45] Date of Patent: **** Jul. 25, 2000**

[54] **PACIFIER**

[76] Inventors: **Adolphus Bates; Mercy Bates**, both of
12428 Tamarack St. NW., Coon Rapids,
Minn. 55448

[**] Term: **14 Years**

[21] Appl. No.: **29/107,546**

[22] Filed: **Jul. 8, 1999**

[51] **LOC (7) Cl.** **24-04**

[52] **U.S. Cl.** **D24/194**

[58] **Field of Search** D24/194, 193;
606/234, 235, 236

[56] **References Cited**

U.S. PATENT DOCUMENTS

- D. 219,251 11/1970 Chrones D24/194
- D. 221,267 7/1971 Herbst D24/194
- D. 231,033 3/1974 Sofro D24/194
- D. 237,222 10/1975 Moore D24/194

- D. 255,268 6/1980 Bernstein D24/194
- D. 339,084 9/1993 Ehrenhalt D11/81
- D. 364,227 11/1995 Kino D24/194
- 5,342,398 8/1994 Sun 606/235

Primary Examiner—Stella Reid


[57] **CLAIM**

The ornamental design for a pacifier, as shown and described.

DESCRIPTION

FIG. 1 is a rear elevational view of the pacifier of the present invention;
 FIG. 2 is a front elevational view of the pacifier of FIG. 1;
 FIG. 3 is a left side elevational view of the pacifier of FIG. 1, the right side elevational view being a mirror image thereof;
 FIG. 4 is a top plan view of the pacifier of FIG. 1; and,
 FIG. 5 is a bottom plan view of the pacifier of FIG. 1.

1 Claim, 2 Drawing Sheets






FIG. 1

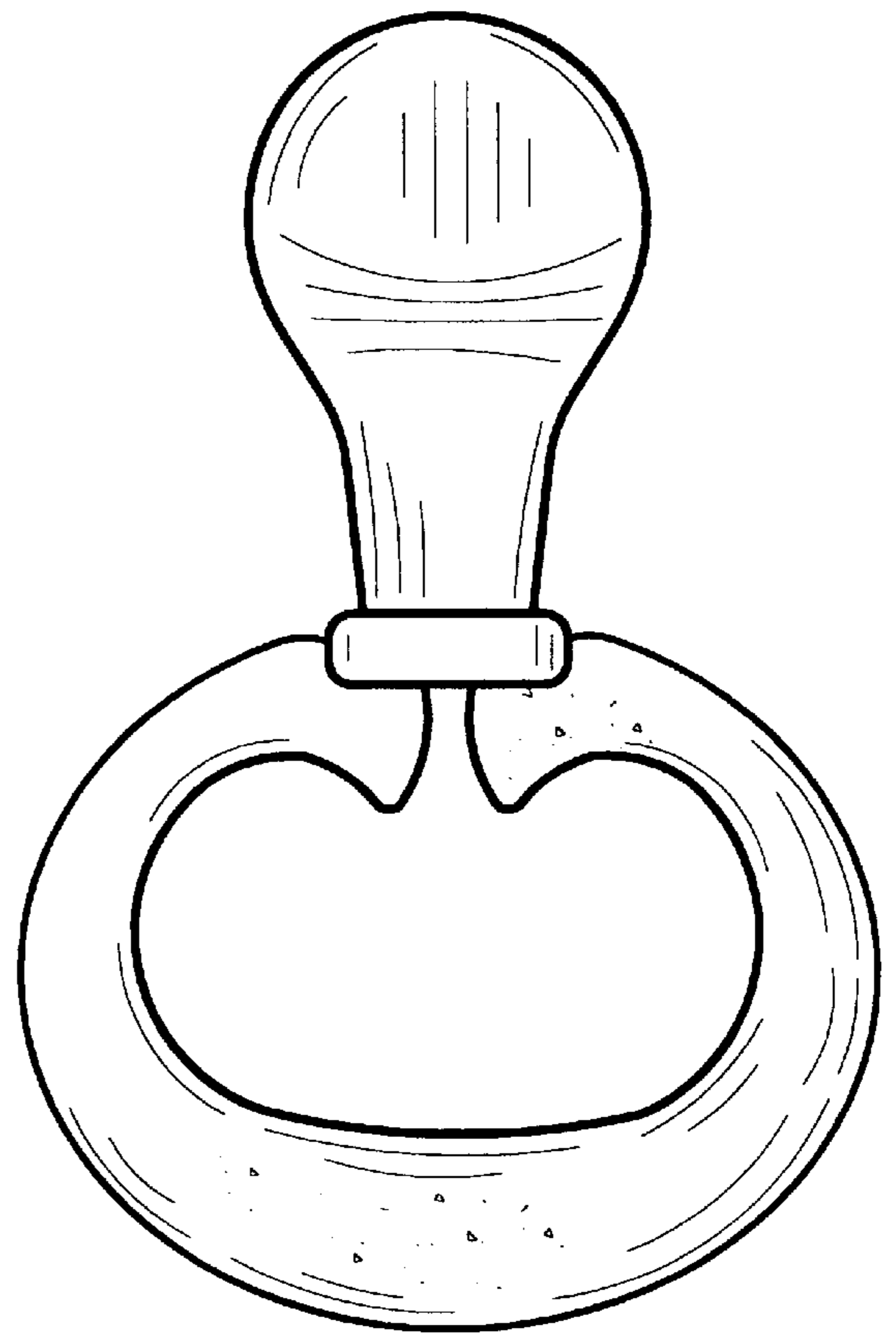


FIG. 2

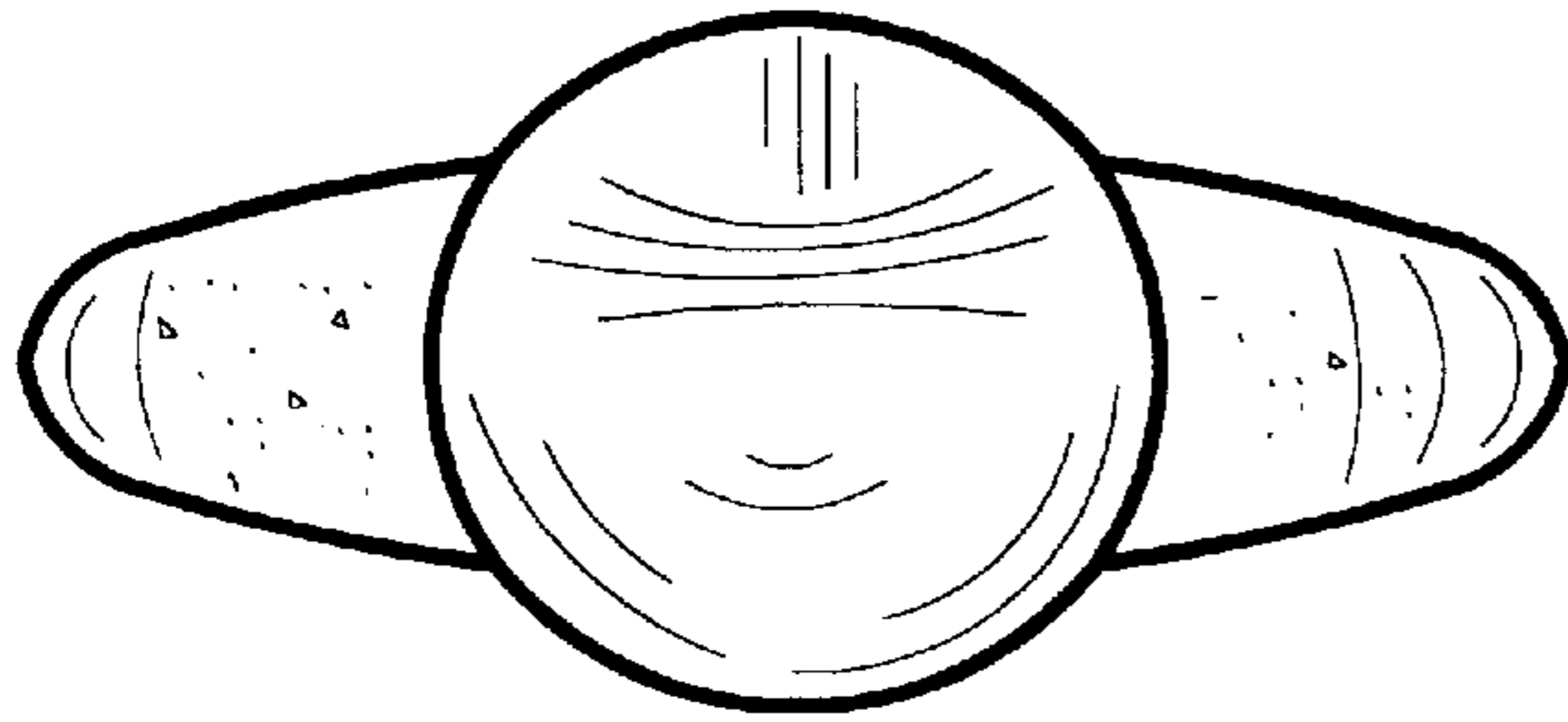


FIG. 4

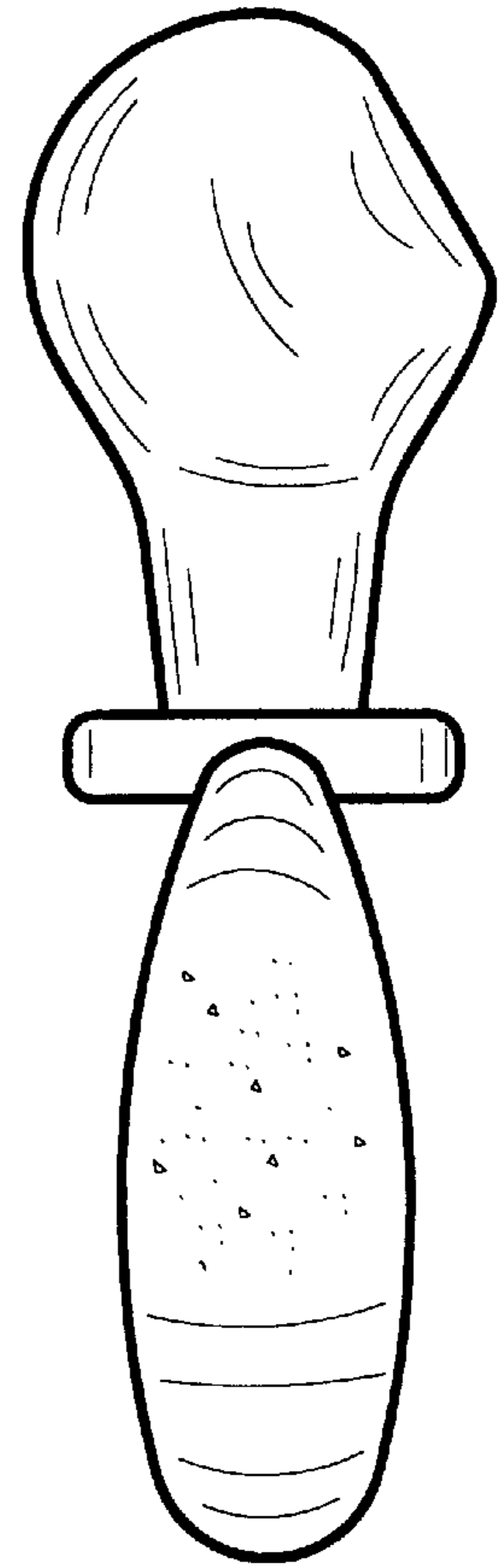


FIG. 3

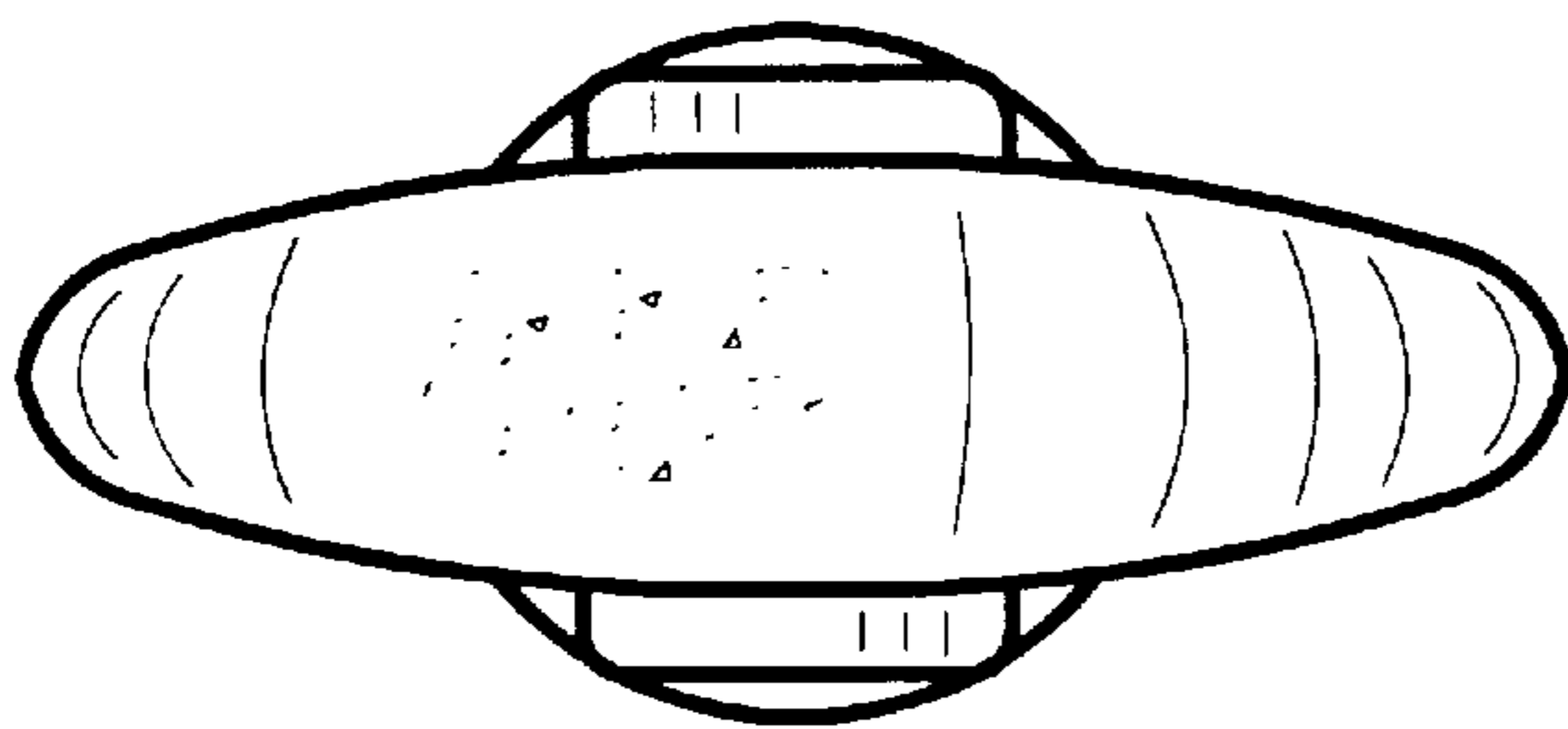


FIG. 5