



US00D428648S

United States Patent [19]
Chen

[11] **Patent Number: Des. 428,648**

[45] **Date of Patent: ** Jul. 25, 2000**

[54] **CEILING FAN**

D. 414,258 9/1999 Yao D23/411
D. 415,269 10/1999 Wang D23/377

[76] Inventor: **Shang-Wan Chen**, No. 65, Sec. 3,
Chung Shan Rd., Tan Tzu Hsiang,
Taichung Hsien, Taiwan

Primary Examiner—Lisa Lichtenstein
Attorney, Agent, or Firm—Rosenberg, Klein & Lee

[**] Term: **14 Years**

[57] **CLAIM**

The ornamental design for a “ceiling fan”, as shown and described.

[21] Appl. No.: **29/112,962**

[22] Filed: **Oct. 28, 1999**

DESCRIPTION

[51] **LOC (7) Cl.** **23-04**

FIG. 1 is the perspective view of a “ceiling fan” showing my new design;

[52] **U.S. Cl.** **D23/377; D23/379; D23/385**

FIG. 2 is the front view thereof;

[58] **Field of Search** D23/377, 379,

FIG. 3 is the rear view thereof;

D23/385, 411, 413; 416/5

FIG. 4 is the left side view thereof;

[56] **References Cited**

FIG. 5 is the right side view thereof;

U.S. PATENT DOCUMENTS


FIG. 6 is the top view thereof; and,

D. 387,156 12/1997 Johnson D23/411

FIG. 7 is the front view thereof.

D. 411,615 10/1999 Lo D23/377

1 Claim, 5 Drawing Sheets






FIG. 1




FIG. 2




FIG. 3




FIG. 4




FIG. 5




FIG. 6




FIG. 7