



US00D428636S

United States Patent [19]
Weaver

[11] **Patent Number: Des. 428,636**
[45] **Date of Patent: ** Jul. 25, 2000**

[54] **KARATE STAFF**

4,522,389 6/1985 Swartz et al. D22/117

[76] Inventor: **Lee J. Weaver**, 3401 N. Walnut, Trailer
309, Las Vegas, Nev. 89115

Primary Examiner—Philip S. Hyder
Attorney, Agent, or Firm—Harry M. Weiss; Jeffrey Weiss;
Paul W. Davis

[**] Term: **14 Years**

[57] **CLAIM**

[21] Appl. No.: **29/105,609**

The ornamental design for a karate staff, as shown and described.

[22] Filed: **Jun. 1, 1999**

[51] **LOC (7) Cl.** **21-02**

[52] **U.S. Cl.** **D21/798; D21/679**

[58] **Field of Search** D21/678, 679,
D21/681, 798, 801; D12/215; D22/117;
463/47.2, 47.3, 47.4

DESCRIPTION

FIG. 1 is a side elevation view of one embodiment of the karate staff of this invention with the other three side elevational views each being the same view.

FIG. 2 is a view similar to FIG. 1 showing another embodiment of my karate staff with the other three side elevational views each being the same view.

FIG. 3 is a side elevation view similar to FIGS. 1 and 2, but showing another embodiment of my karate staff with the other three side elevational views each being the same view; and,


FIG. 4 is an end view of my karate staff for either FIGS. 1, 2, or 3 with the other end view being the same.

[56] **References Cited**

U.S. PATENT DOCUMENTS

D. 187,626	4/1960	Irving	D21/678
D. 254,204	2/1980	Samsing	D12/204
D. 320,375	10/1991	Bruce	D12/215
D. 320,428	10/1991	Rust	D21/798
D. 380,511	7/1997	Anthony, Jr.	D21/681
3,510,894	5/1970	Eriksen	D21/801
4,079,936	3/1978	Schachter	463/47.2

1 Claim, 1 Drawing Sheet






Fig. 2

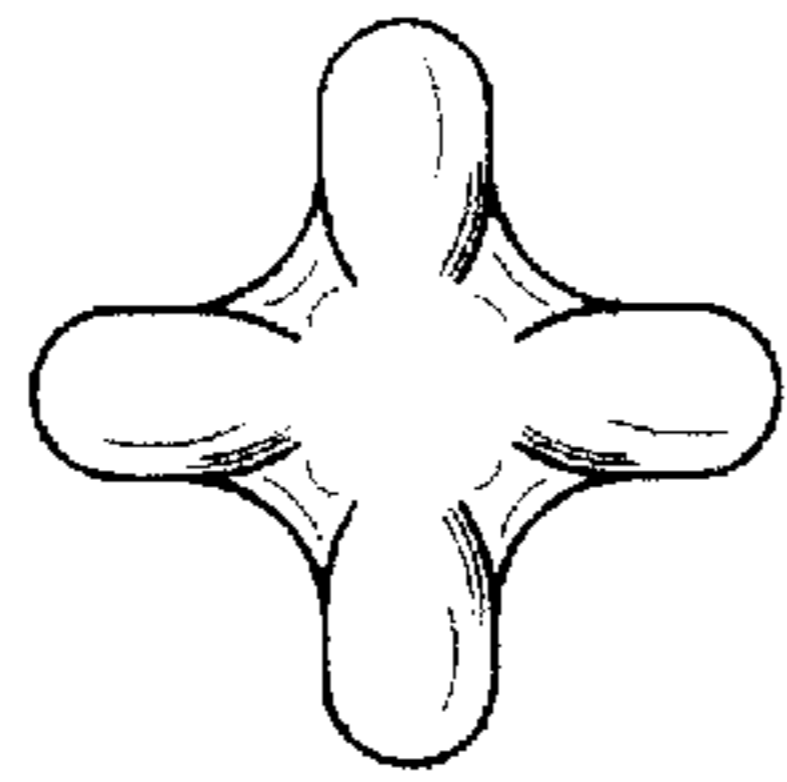


Fig. 4

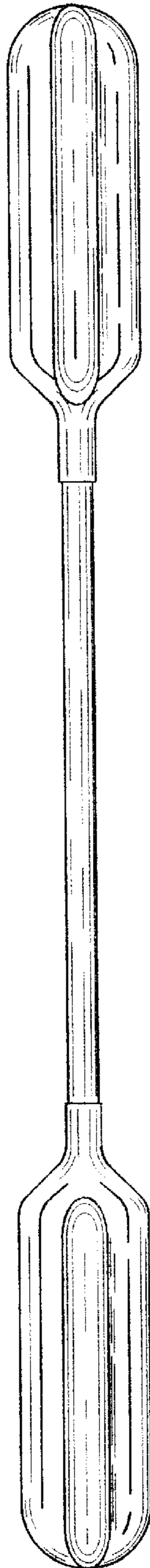


Fig. 1

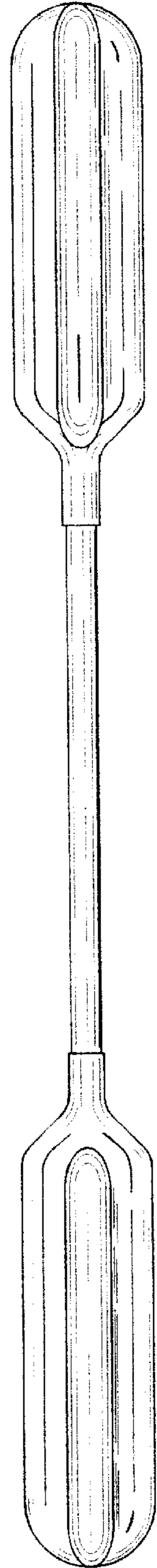


Fig. 3