



US00D428614S

United States Patent [19]

Hwang et al.

[11] **Patent Number: Des. 428,614**

[45] **Date of Patent: ** Jul. 25, 2000**

[54] **“SMART FIX” ICON FOR A DISPLAY SCREEN**

D. 393,851	4/1998	Norton	D14/114.7
D. 398,300	9/1998	Yamamoto et al.	D14/114.7
D. 404,729	1/1999	Ozawa	D14/114.7

[75] Inventors: **Hyejung Hwang; Walter C. Bubie,**
both of Rochester, N.Y.

Primary Examiner—M. H. Tung
Attorney, Agent, or Firm—Pamela R. Crocker

[73] Assignee: **Eastman Kodak Company,** Rochester,
N.Y.

[57] **CLAIM**

[**] Term: **14 Years**

The ornamental design for a “smart fix” icon for a display screen, as shown and described.

[21] Appl. No.: **29/090,364**

DESCRIPTION

[22] Filed: **Jul. 7, 1998**

[51] **LOC (7) Cl.** **14-02**

[52] **U.S. Cl.** **D14/495**

[58] **Field of Search** D14/114, 114.1–114.9;
D18/24–33; D21/324–33; D20/11; D19/6;
345/326, 339–40, 347–57

FIG. 1 is a front view of a “smart fix” icon for a display screen according to the present invention, the broken line drawing of a display screen is for illustrative purposes only and forms no part of the claimed design; and,

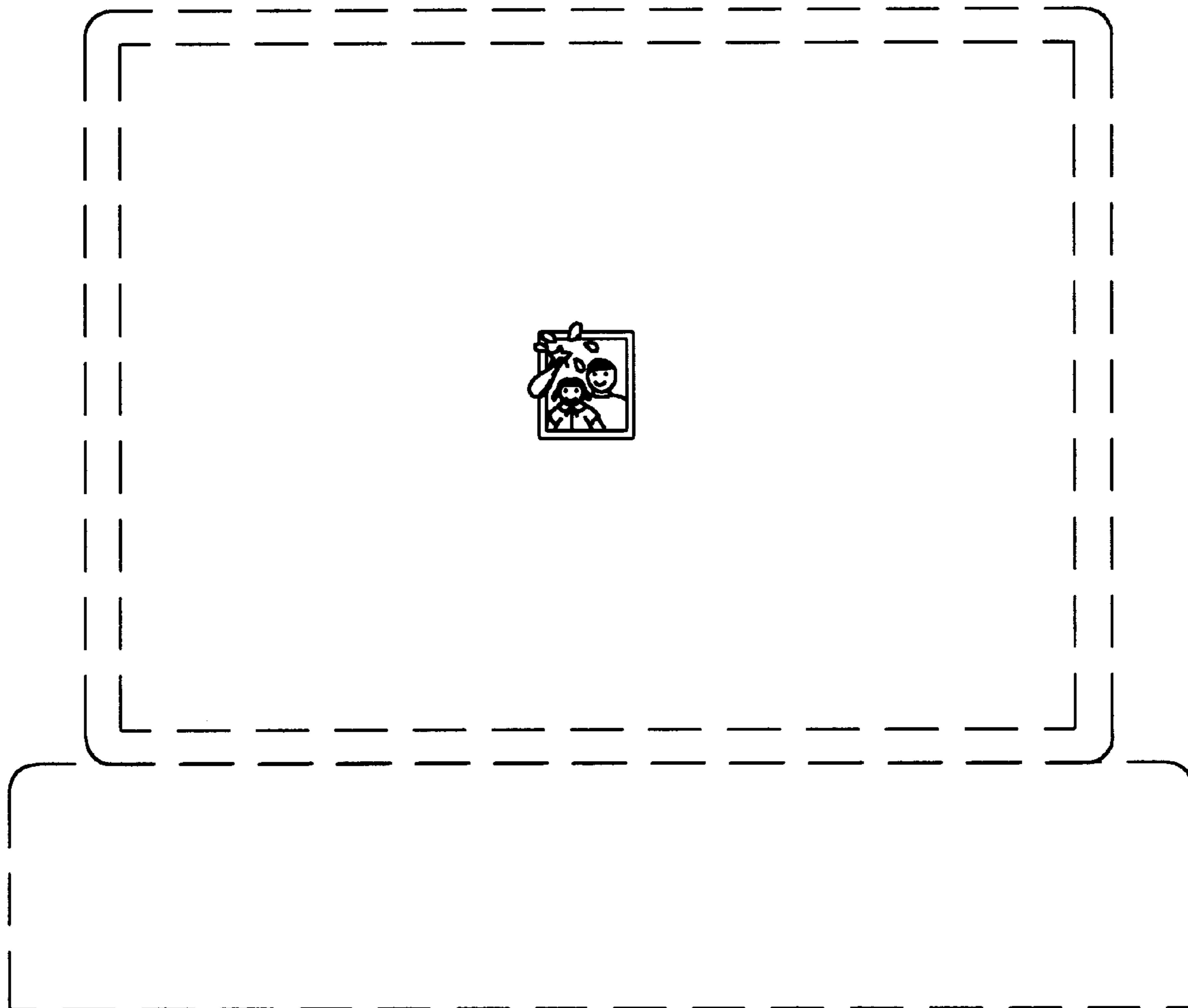
FIG. 2 is a front view thereof, on an enlarged scale, the “smart fix” icon is shown separately for clarity of illustration.

[56] **References Cited**

U.S. PATENT DOCUMENTS

D. 393,850 4/1998 Norton D14/114.7

1 Claim, 2 Drawing Sheets



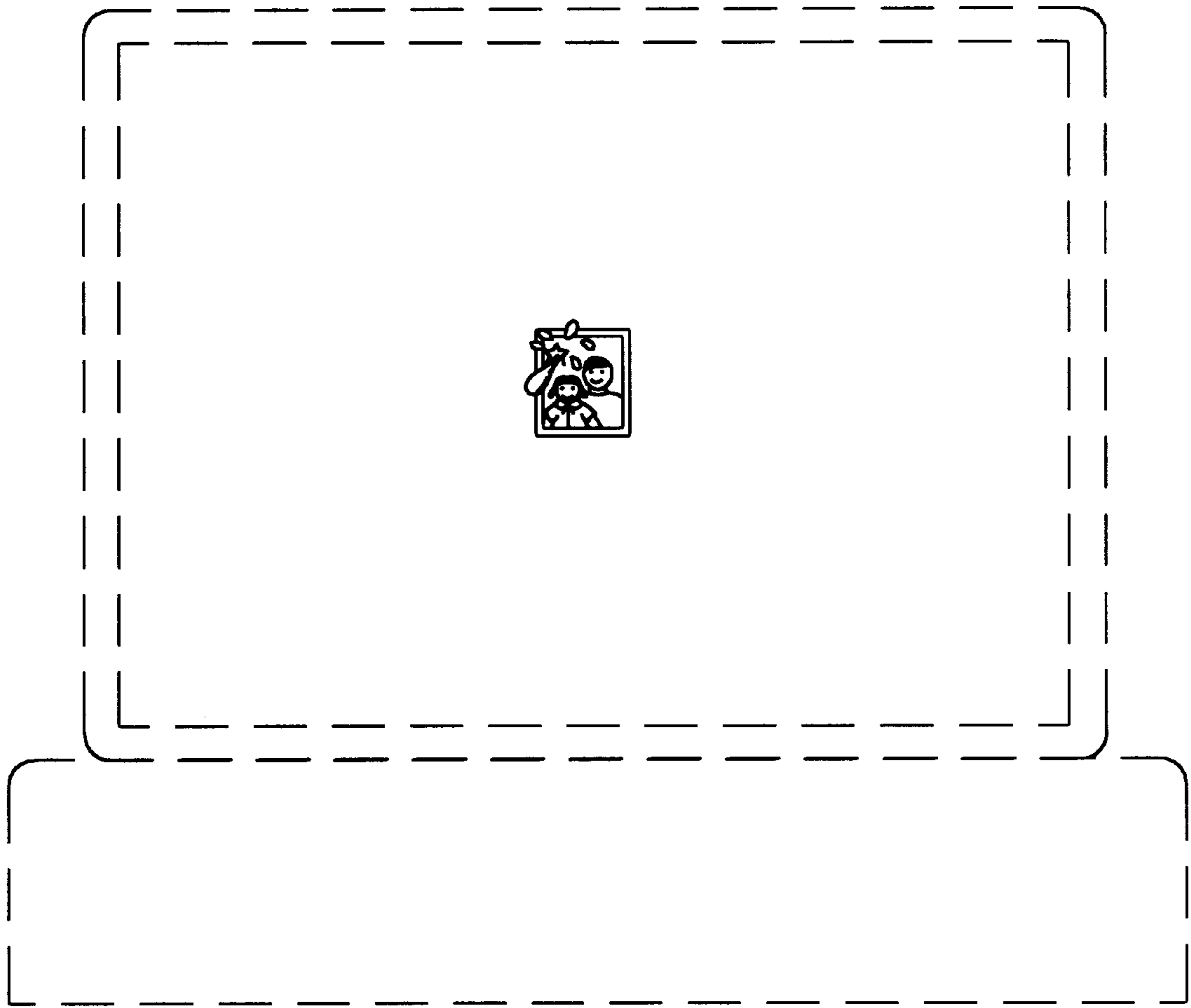


FIG. 1




FIG. 2