



US00D428613S

**United States Patent** [19]  
**Chen**

[11] **Patent Number: Des. 428,613**  
[45] **Date of Patent: \*\* Jul. 25, 2000**

[54] **KEYBOARD**

[76] Inventor: **Kuo-An Chen**, 4F, No. 11, Alley 4,  
Lane 95, Yu-Hsi St., Yung-Ho, Taipei  
Hsien, Taiwan

[\*\*] Term: **14 Years**

[21] Appl. No.: **29/110,642**

[22] Filed: **Sep. 10, 1999**

[51] **LOC (7) Cl.** ..... **14-02**

[52] **U.S. Cl.** ..... **D14/393**

[58] **Field of Search** ..... D14/391-394;  
D18/1, 2, 7; 178/17 A, 17 C; 200/5 A,  
5 R, 6 A, 6 R; 345/160, 168; 341/22, 23;  
364/708.1; 400/484-486, 488, 489, 479

[56] **References Cited**

**U.S. PATENT DOCUMENTS**

D. 357,476 4/1995 Paull et al. .... D14/393

D. 362,432 9/1995 Paull et al. .... D14/393  
D. 399,838 10/1998 Tsai ..... D14/393

*Primary Examiner*—Freda Nunn  
*Attorney, Agent, or Firm*—Rosenberg, Klein & Lee

[57] **CLAIM**

The ornamental design for a keyboard, as shown and described.

**DESCRIPTION**

FIG. 1 is the perspective view of a keyboard showing my new design;  
FIG. 2 is the front view thereof;  
FIG. 3 is the rear view thereof;  
FIG. 4 is the left side view thereof;  
FIG. 5 is the right side view thereof;  
FIG. 6 is the top view thereof; and,  
FIG. 7 is the bottom view thereof.

**1 Claim, 5 Drawing Sheets**



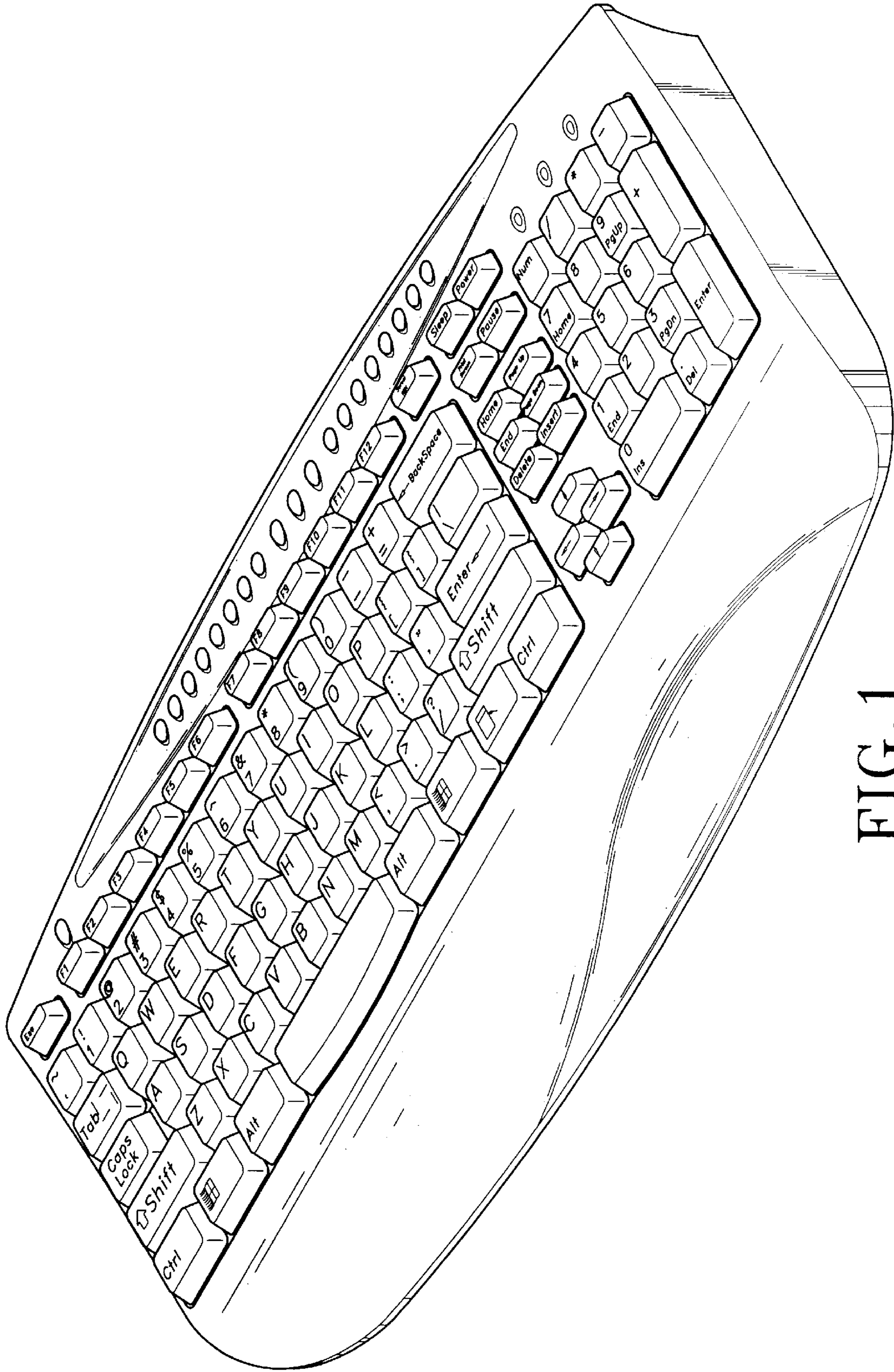


FIG. 1

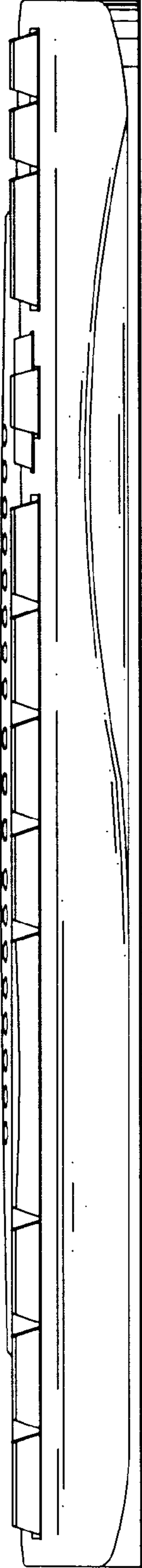


FIG. 2




FIG. 3

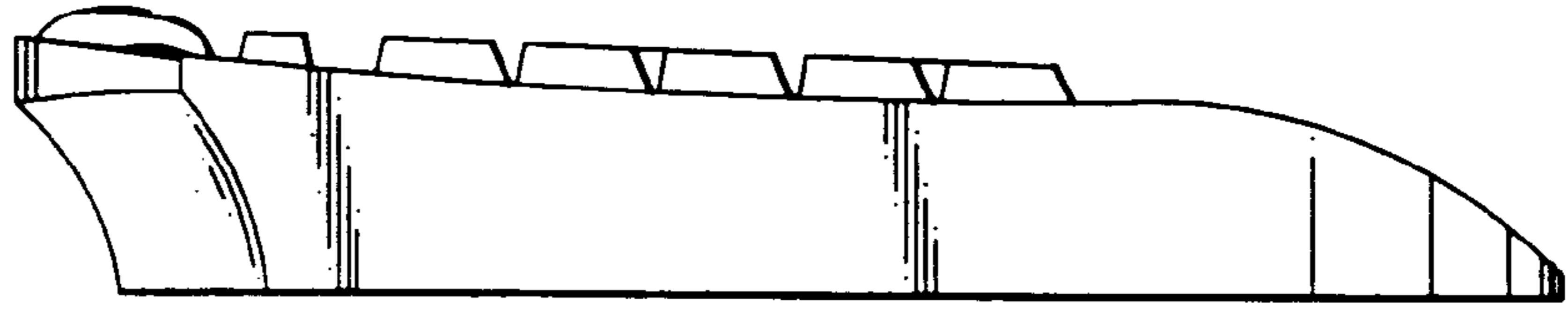


FIG. 4

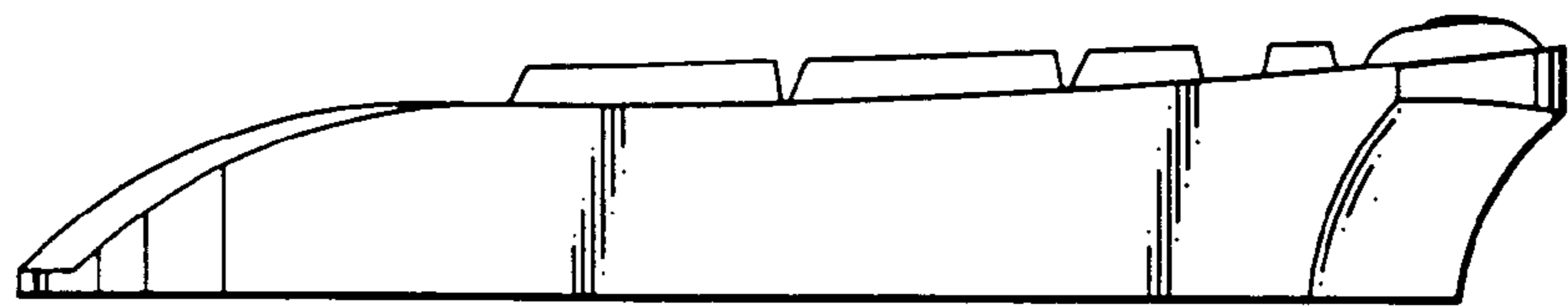


FIG. 5

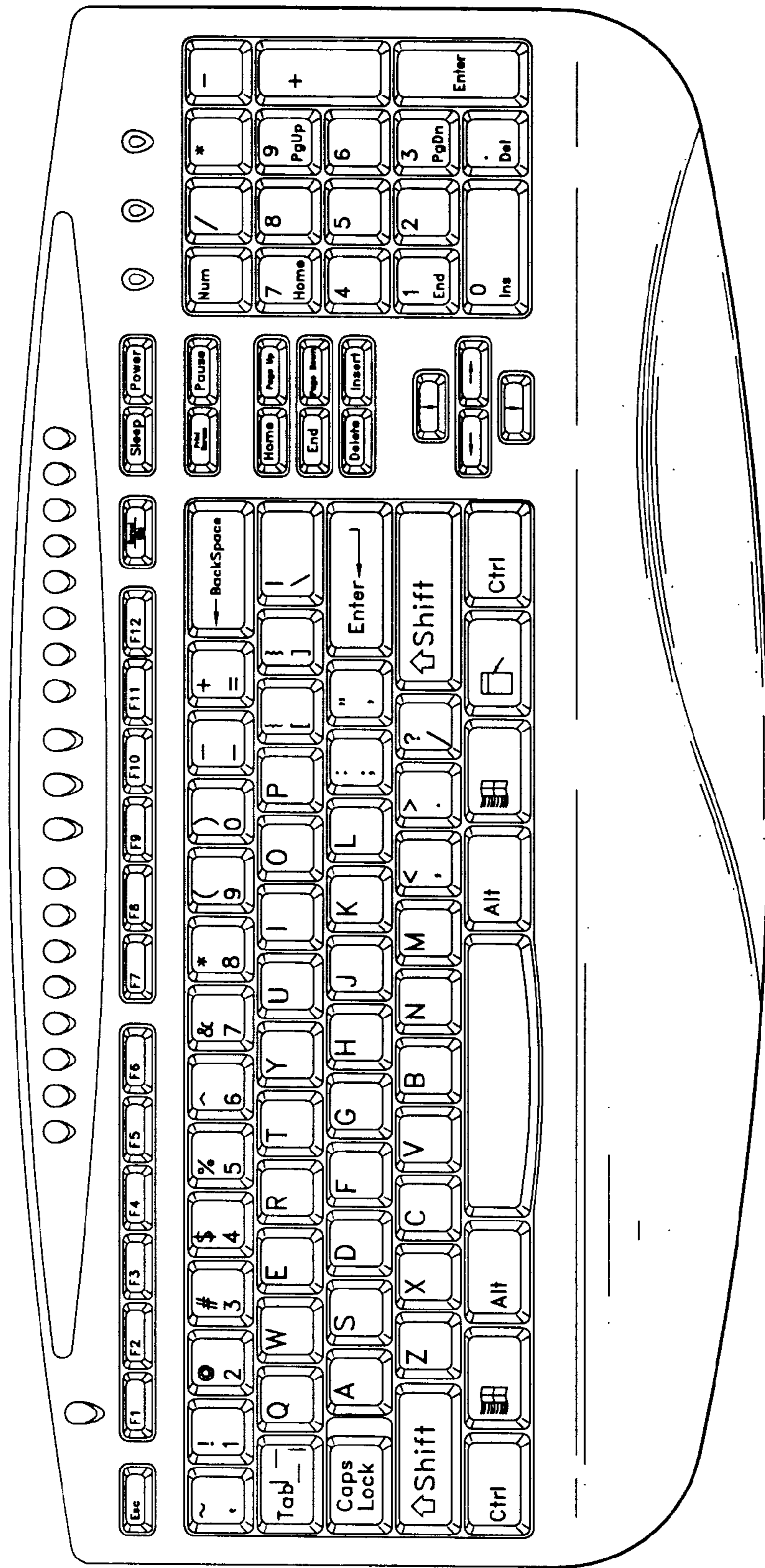


FIG. 6




FIG. 7