



US00D428606S

United States Patent [19]

Ancona et al.

[11] Patent Number: **Des. 428,606**

[45] Date of Patent: **** Jul. 25, 2000**

[54] **DESKTOP/COMPUTER PHOTO MOUNT**

[75] Inventors: **Bruce Ancona; Louis Henry**, both of New York; **José Suero**, Astoria, all of N.Y.

[73] Assignee: **Punch Products, Inc.**, Rahway, N.J.

[**] Term: **14 Years**

[21] Appl. No.: **29/097,873**

[22] Filed: **Dec. 16, 1998**

Related U.S. Application Data

[63] Continuation-in-part of application No. 29/092,601, Aug. 24, 1998.

[51] **LOC (7) Cl.** **14-02**

[52] **U.S. Cl.** **D14/114; D6/310; D19/91**

[58] **Field of Search** **D14/114, 106; D6/300, 310, 312, 314, 309, 302, 301; D19/90, 91, 99, 100; D20/15, 40; 248/441.1, 442.2, 918; D13/147**

[56] **References Cited**

U.S. PATENT DOCUMENTS

D. 258,512	3/1981	O'Toole et al.	D19/99
D. 306,529	3/1990	Goodell	D6/310
D. 386,527	11/1997	Suzuki	D19/65
D. 390,271	2/1998	Wolff	D19/90

Primary Examiner—Kay H. Chin
Attorney, Agent, or Firm—Howard C. Miskin

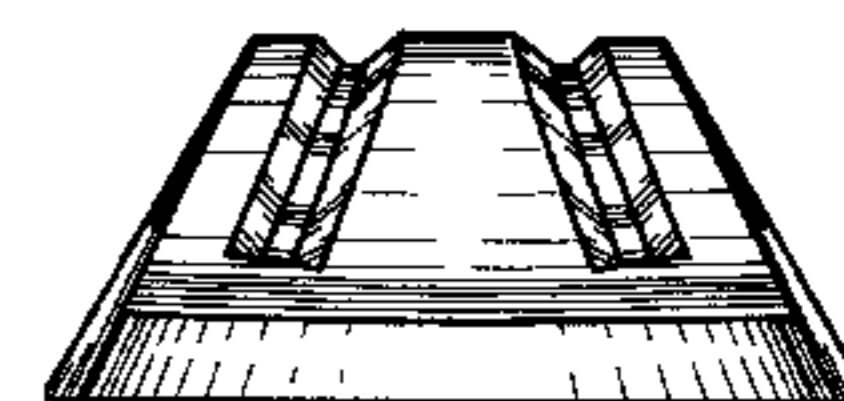
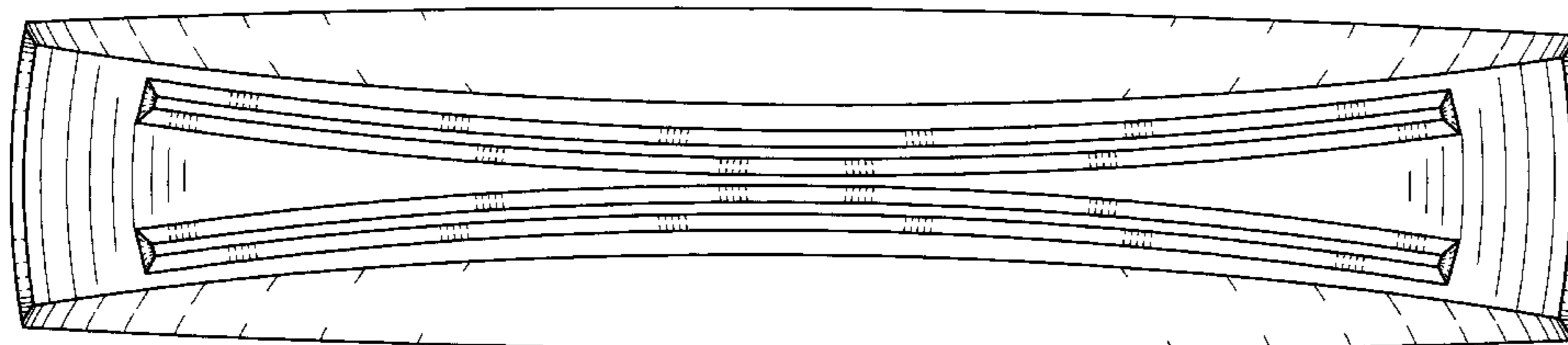
[57] **CLAIM**

The ornamental design for a desktop/computer photo mount, as shown and described.

DESCRIPTION

FIG. 1 is a top plan view of desktop/computer photo mount showing my new design;
FIG. 2 is a bottom plan view;
FIG. 3 is a left side view;
FIG. 4 is a right side view;
FIG. 5 is a front elevational view; and,
FIG. 6 is a rear elevational view.

1 Claim, 4 Drawing Sheets



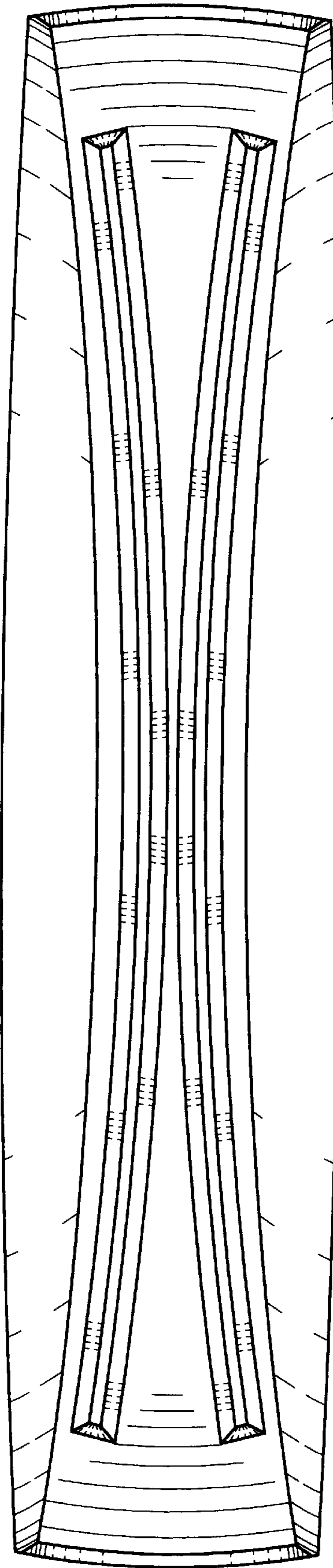


FIG. 1

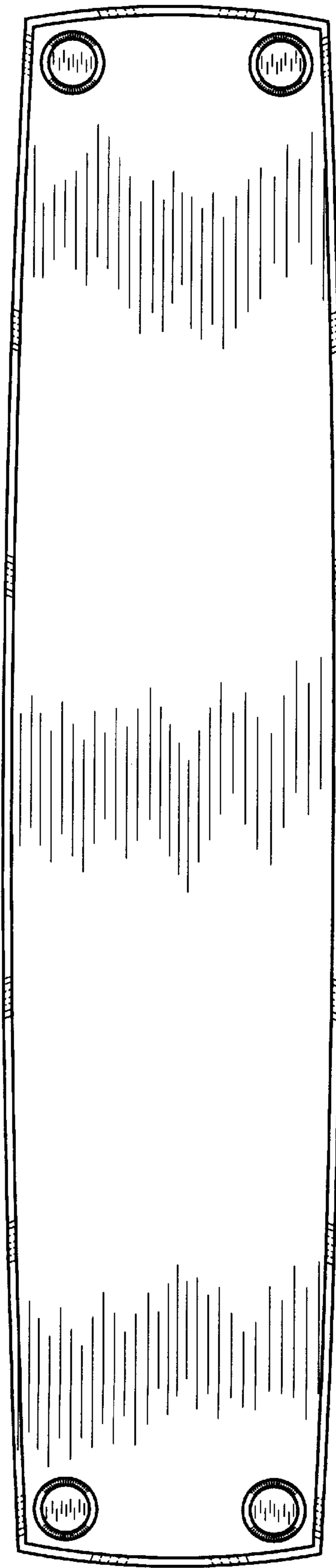


FIG. 2

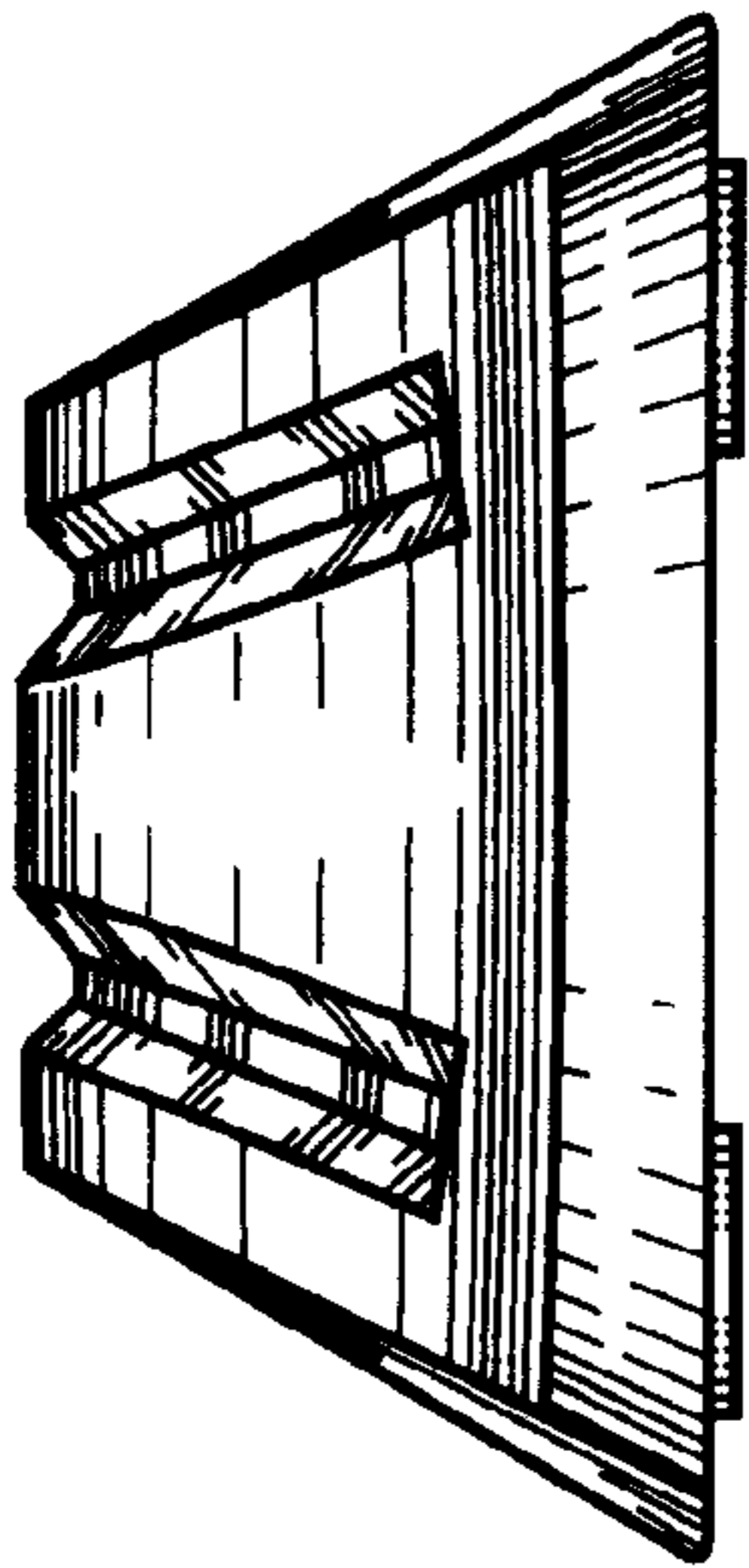


FIG. 3

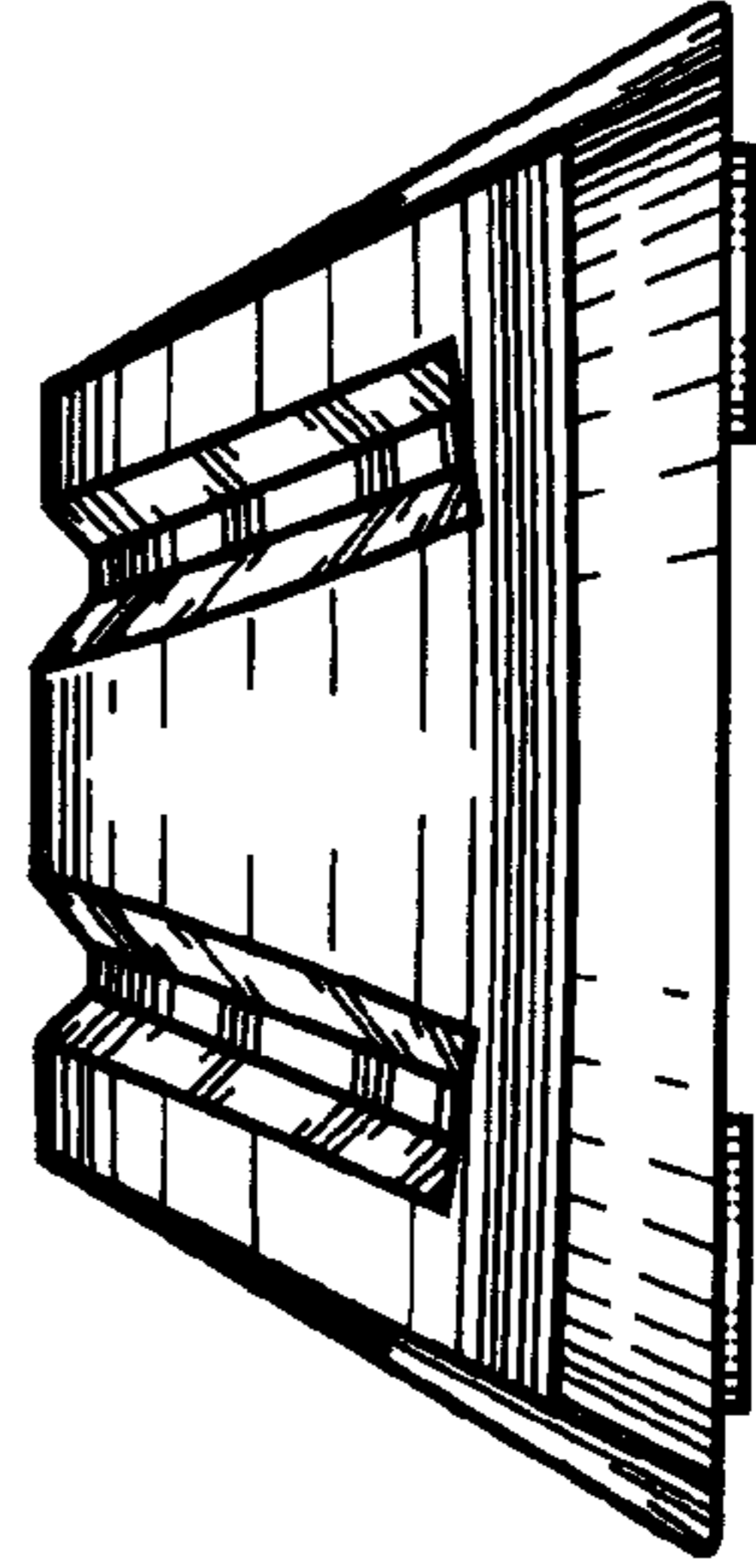


FIG. 4




FIG. 5




FIG. 6