



US00D428591S

United States Patent [19] Jeffries

[11] **Patent Number: Des. 428,591**

[45] **Date of Patent: ** Jul. 25, 2000**

[54] **TRUCK STEP**

[76] **Inventor: Jerry Jeffries, 23358 Los Pocitos,
Laguna Hills, Calif. 92653**

[**] **Term: 14 Years**

[21] **Appl. No.: 29/110,875**

[22] **Filed: Sep. 15, 1999**

[51] **LOC (7) Cl. 12-16**

[52] **U.S. Cl. D12/203**

[58] **Field of Search D12/203, 190;
280/163, 164.1, 153.5, 848; 182/90-92;
D25/62, 69**

[56] **References Cited**

U.S. PATENT DOCUMENTS

- D. 292,904 11/1987 Bielby D12/203
- D. 340,905 11/1993 Orth, Sr. et al. D12/203
- D. 361,319 8/1995 Orth, Sr. et al. D12/203
- D. 361,974 9/1995 Hornik D12/203

- D. 395,269 6/1998 McCauley, Jr. D12/203
- D. 400,151 10/1998 Zentner D12/203
- D. 400,485 11/1998 Zentner D12/203
- D. 400,486 11/1998 Zentner D12/203
- D. 415,727 10/1999 Jeffries D12/203

*Primary Examiner—Stacia Cadmus
Attorney, Agent, or Firm—Price, Gess & Ubell*

[57] **CLAIM**

The ornamental design for a truck step, as shown and described.

DESCRIPTION

FIG. 1 is a top plan view of the truck step;
FIG. 2 is a front elevational view of the truck step;
FIG. 3 is a left side elevational view of the truck step;
FIG. 4 is a right side elevational view of the truck step;
FIG. 5 is a bottom plan view of the truck step; and,
FIG. 6 is a rear elevational view of the truck step.

1 Claim, 2 Drawing Sheets

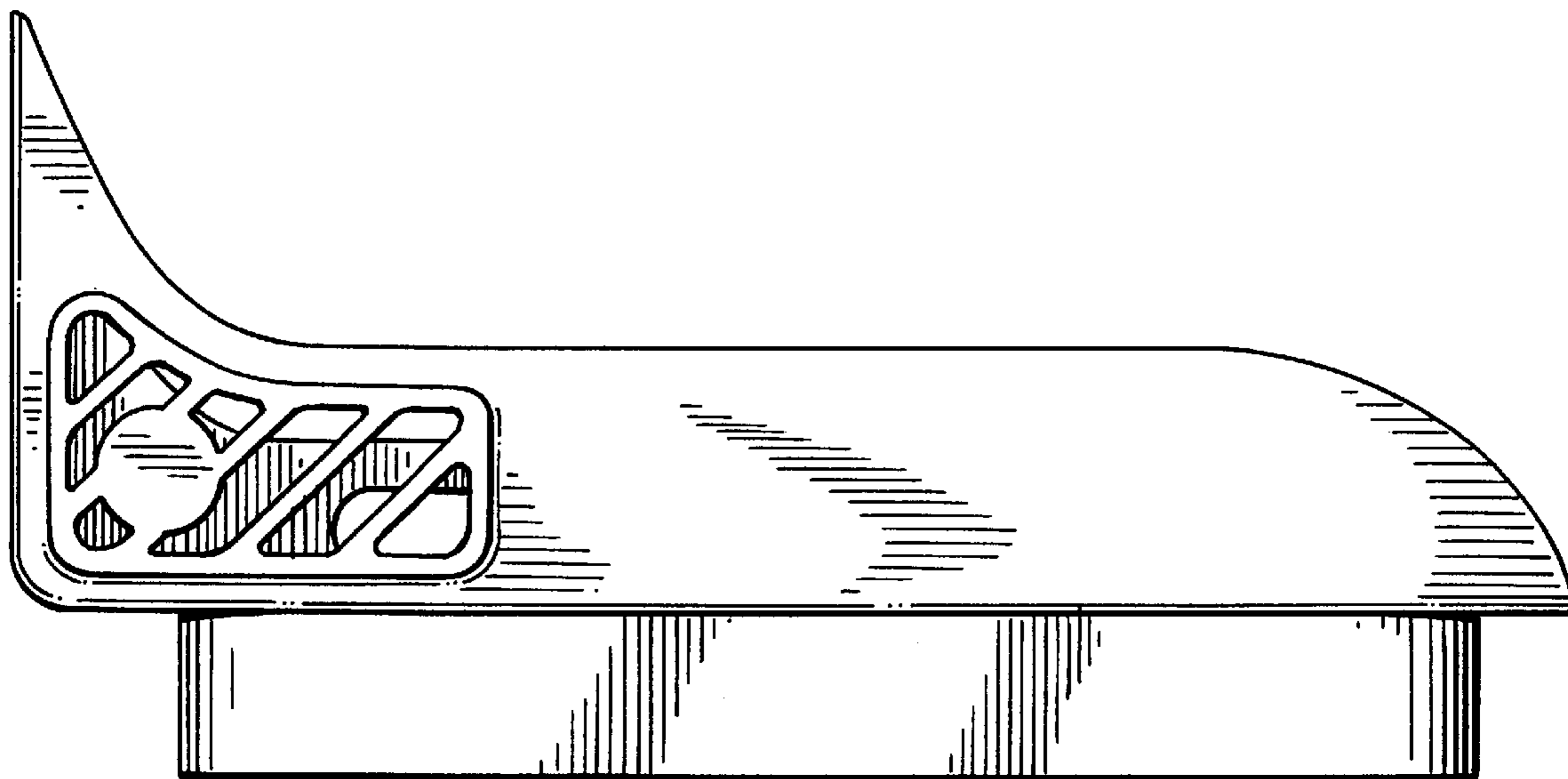


FIG. 3




FIG. 4




FIG. 1

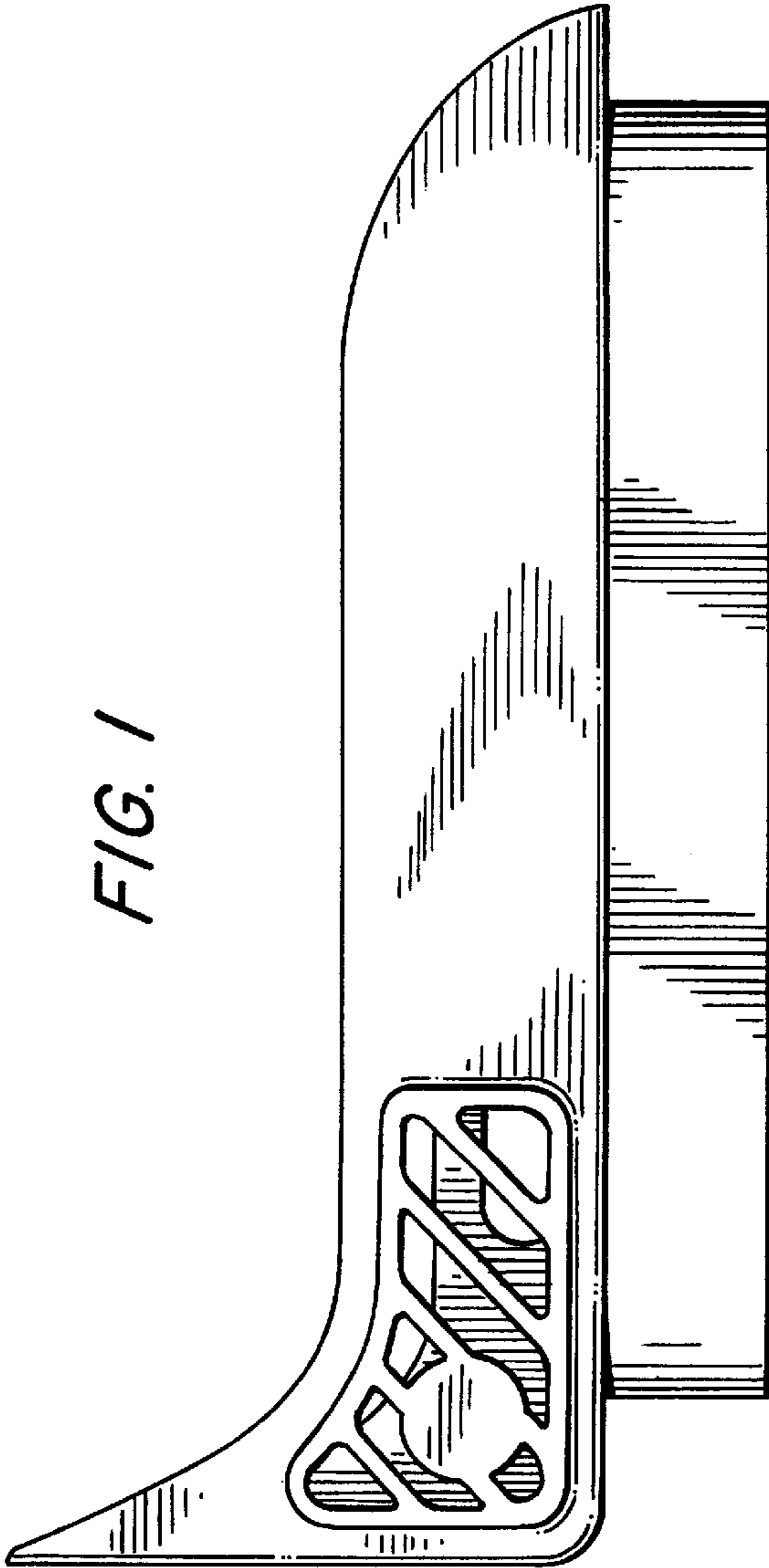


FIG. 2

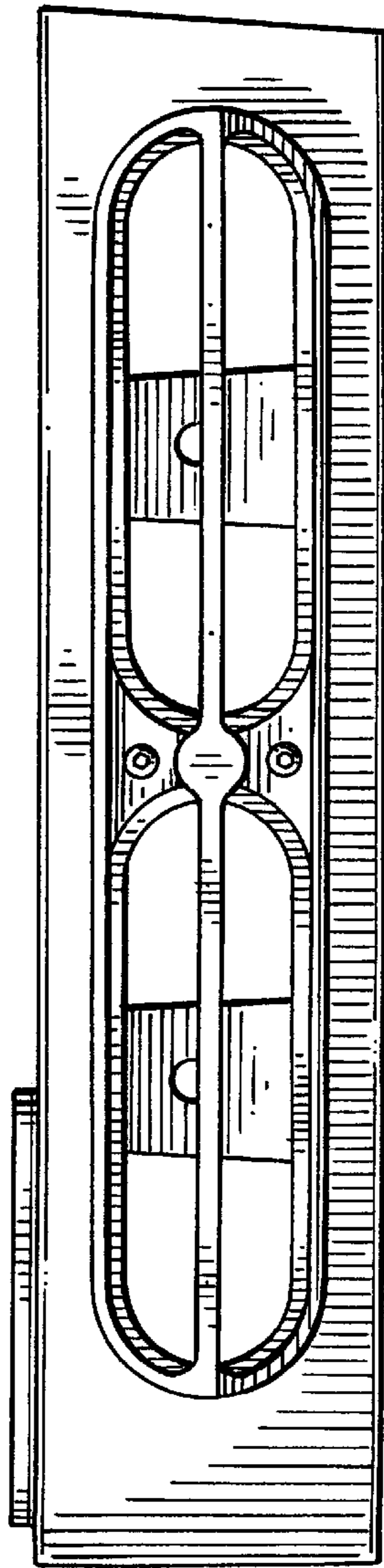


FIG. 5

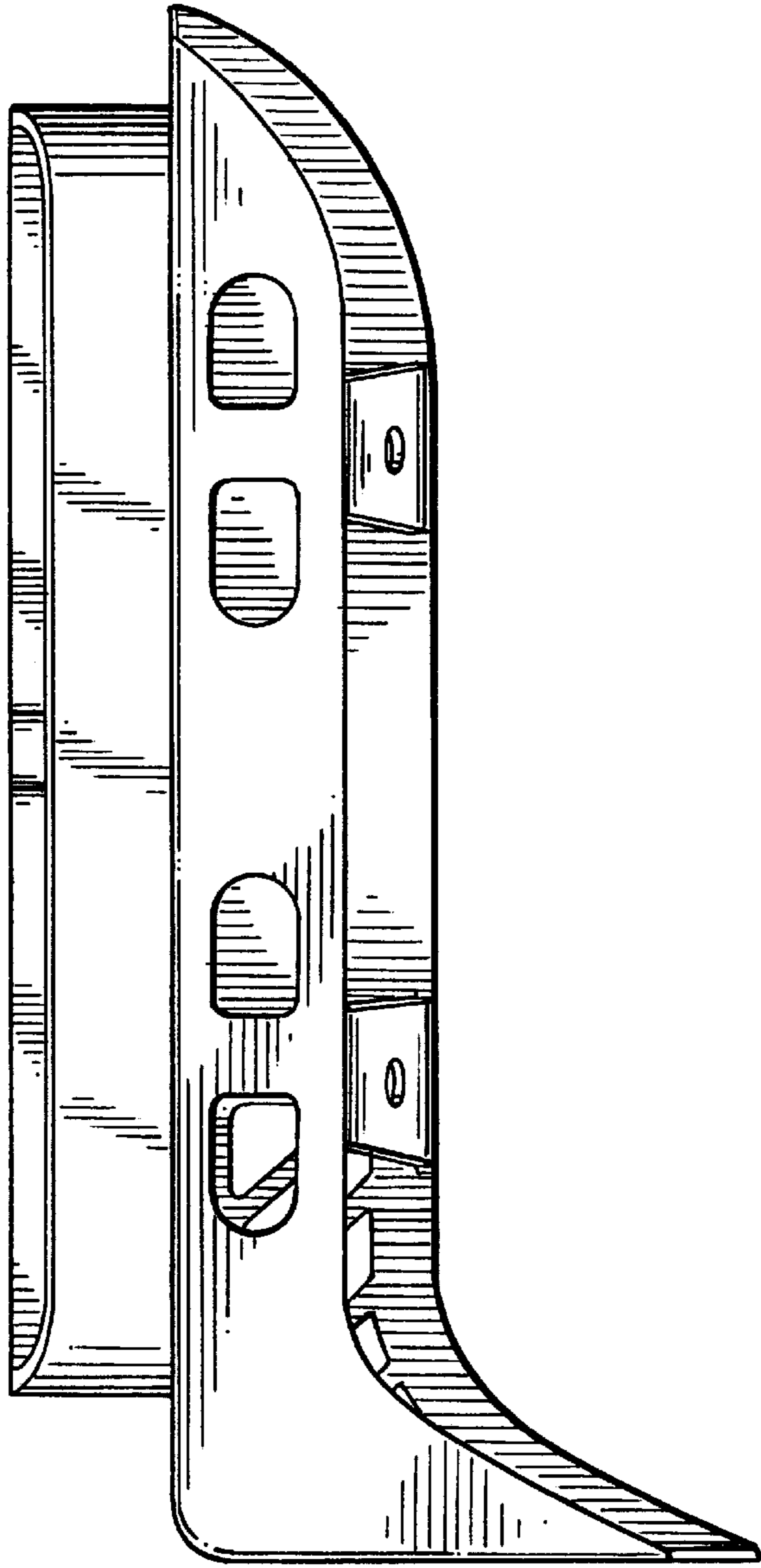


FIG. 6

