



US00D428588S

United States Patent [19]

Uken et al.

[11] Patent Number: Des. 428,588

[45] Date of Patent: ** Jul. 25, 2000

[54] STEERING WHEEL

[75] Inventors: Gary D. Uken, Dekalb, Ill.; Russell W. Strong, Craftsbury Common, Vt.; Matthew P. Jacobs, Dekalb, Ill.

[73] Assignee: Caterpillar Inc., Peoria, Ill.

[**] Term: 14 Years

[21] Appl. No.: 29/115,562

[22] Filed: Dec. 16, 1999

[51] LOC (7) Cl. 12-16

[52] U.S. Cl. D12/176; D12/175

[58] Field of Search D12/175-177; 74/558, 558.5

- 2,305,527 12/1942 Hassett .
- 2,331,588 10/1943 Woodson .
- 2,482,641 10/1949 Stites .
- 2,561,961 7/1951 White .
- 2,573,475 10/1951 McFarland .
- 2,863,015 12/1958 Ahrens .
- 2,881,638 4/1959 Taylor .
- 4,448,091 5/1984 Bauer et al. .
- 4,485,371 11/1984 Yamada et al. .
- 4,697,092 9/1987 Roggendorf et al. .
- 5,855,144 1/1999 Parada .

Primary Examiner—Melody N. Brown
Attorney, Agent, or Firm—S. G. Kibby

[57] CLAIM

The ornamental design of a steering wheel, as shown.

DESCRIPTION

FIG. 1 is a front elevational view of a steering wheel showing our new design;
 FIG. 2 is a side elevational view thereof;
 FIG. 3 is a perspective elevational view thereof; and,
 FIG. 4 is a rear elevational view thereof.
 The top, bottom and opposite side surfaces are clearly understood and fully disclosed in the perspective view, and therefore are not illustrated separately.

[56] References Cited

U.S. PATENT DOCUMENTS

D. 53,656	7/1919	Hardy	D12/175
D. 90,811	10/1933	Leck	D12/176
D. 169,424	4/1953	Daehler	D12/175
D. 169,425	4/1953	Daehler	D12/175
D. 406,805	3/1999	Sacco et al.	D12/176
D. 408,770	4/1999	Colquitt	D12/176
1,806,343	5/1931	Geyer	.	
2,274,069	2/1942	Johnson	.	

1 Claim, 4 Drawing Sheets

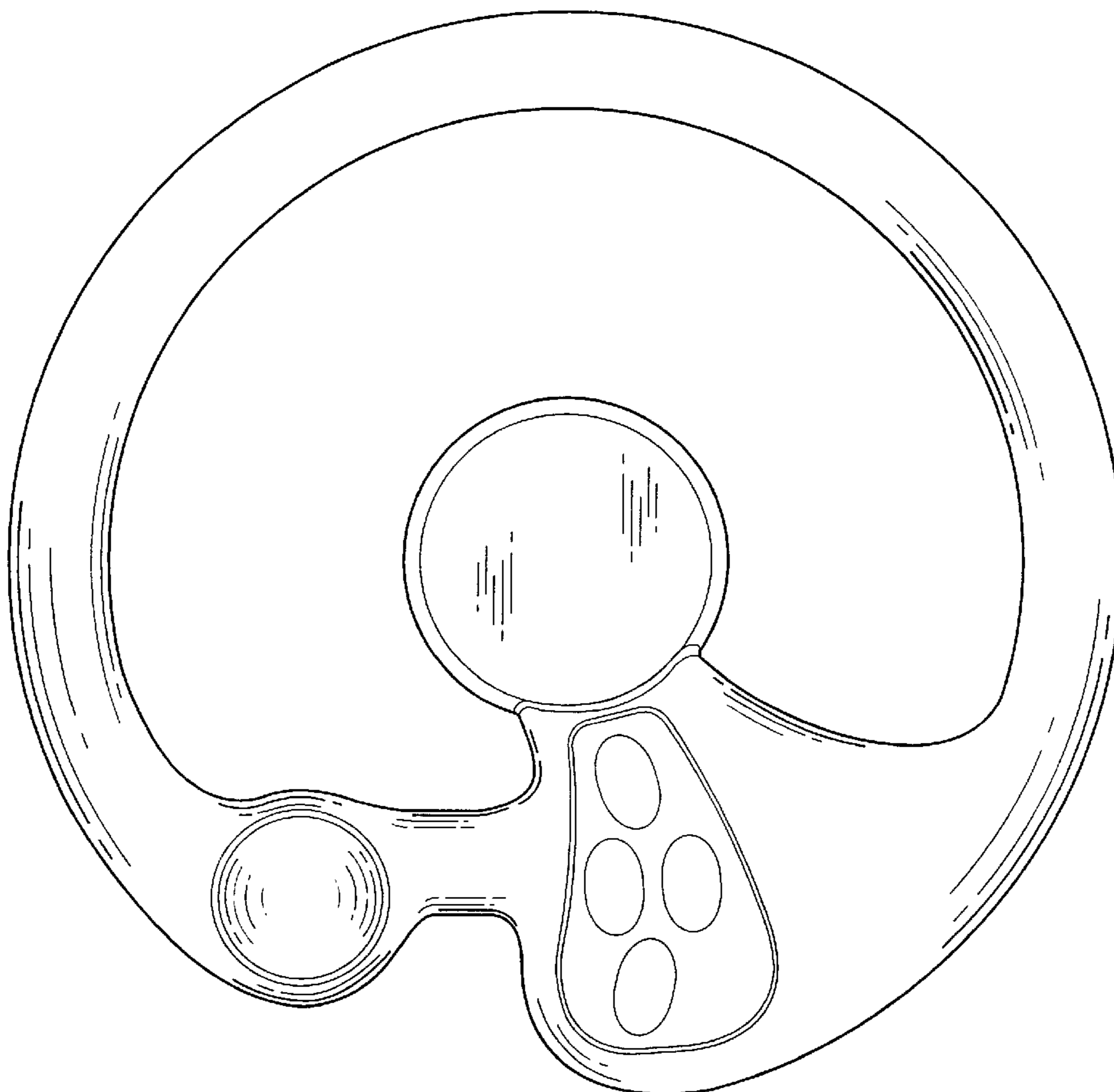
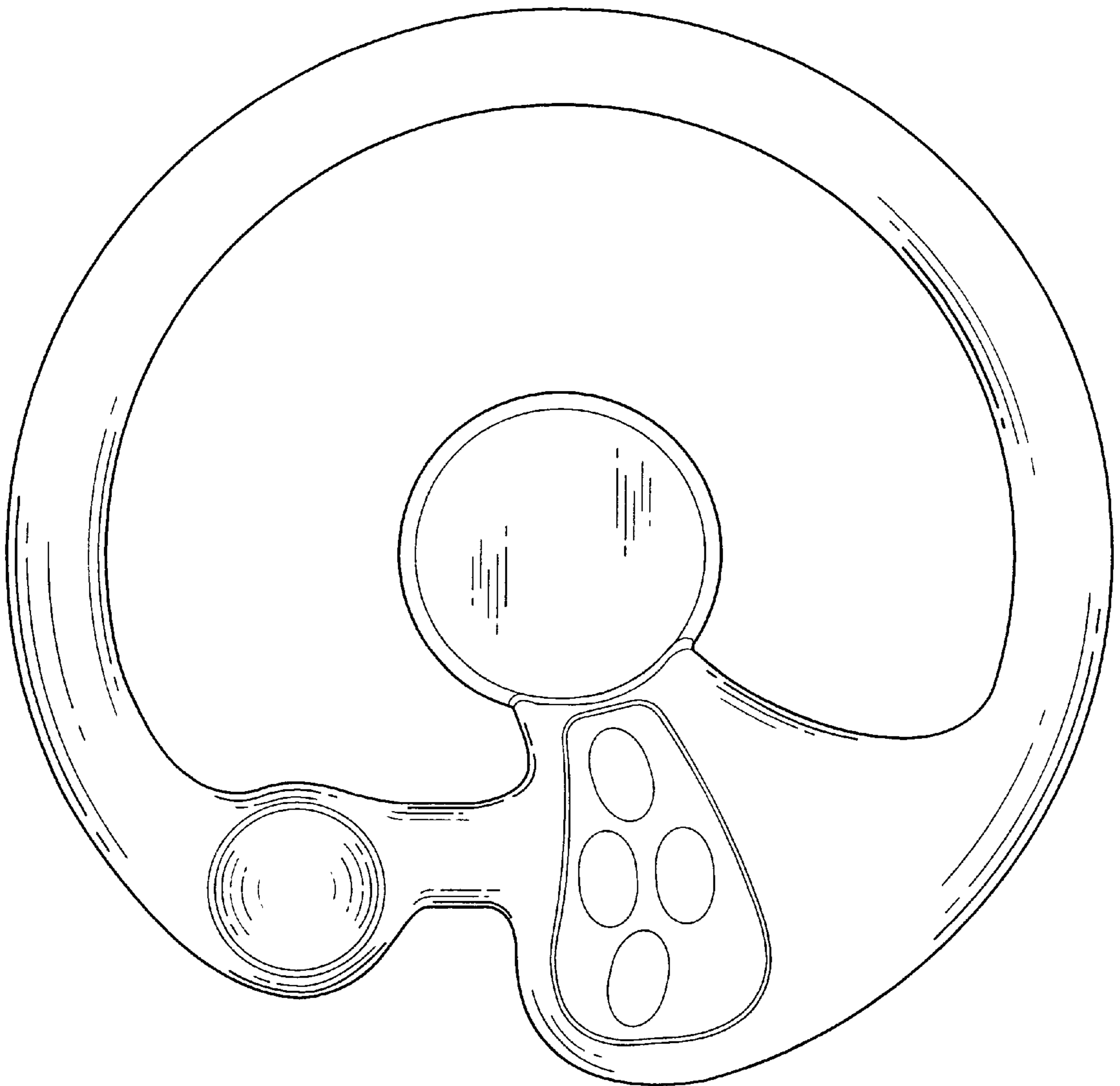


FIG. 1.



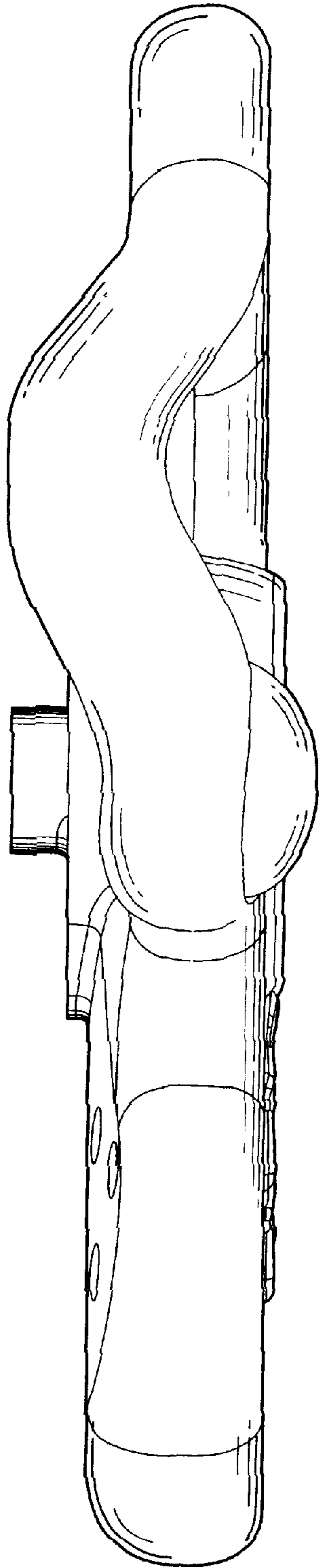



FIG. 3.

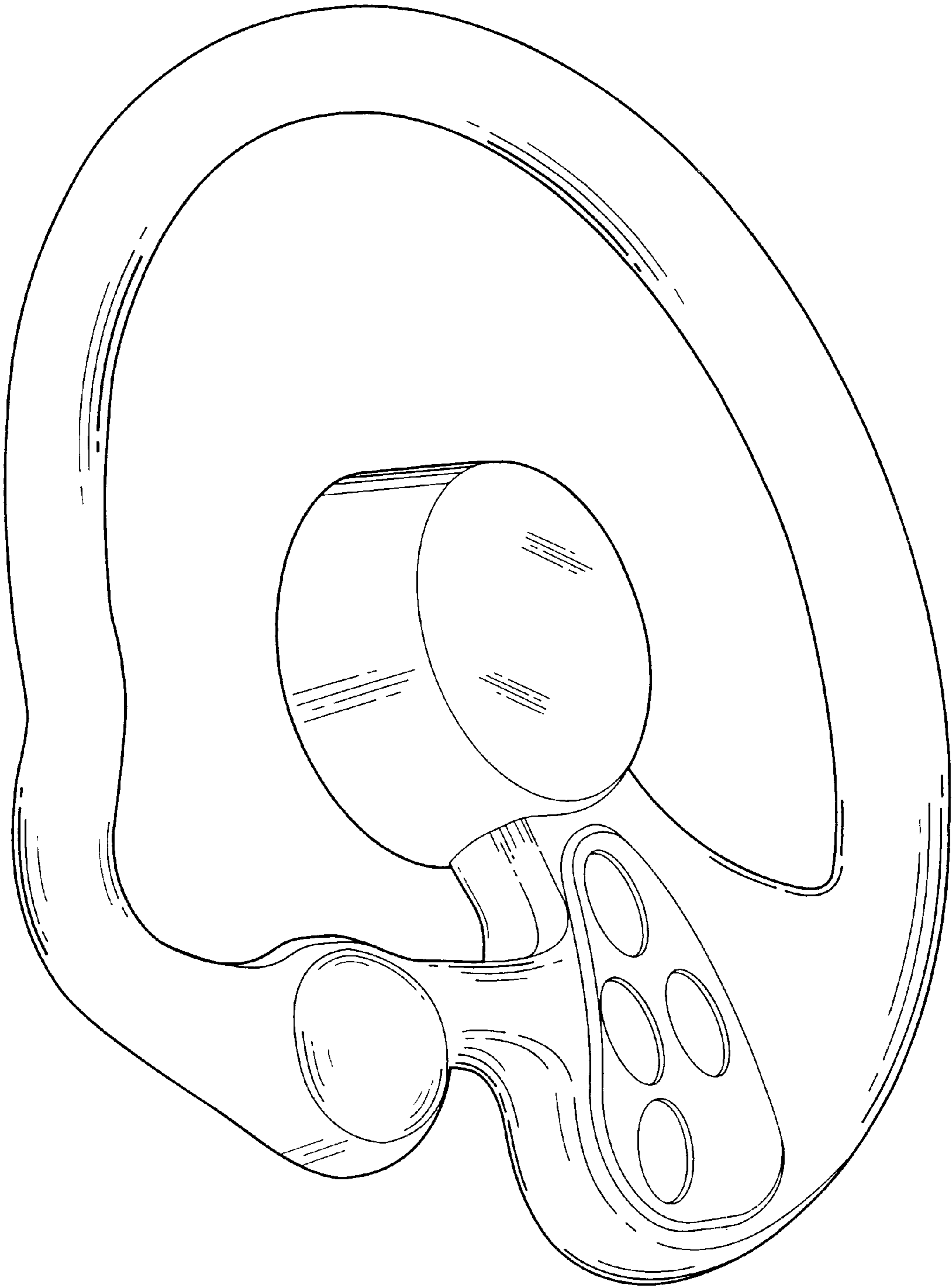


FIG. 4.

