



US00D428575S

# United States Patent [19]

Forlano et al.

[11] Patent Number: **Des. 428,575**

[45] Date of Patent: **\*\* Jul. 25, 2000**

[54] **GASOLINE CONTAINER**

4,269,332 5/1981 Conn ..... 220/772 X  
4,903,854 2/1990 Schiemann ..... 220/772 X

[76] Inventors: **Donna Forlano; Louis A. Forlano,**  
both of 415 Portland Dr., Broomall, Pa.  
19008

*Primary Examiner*—Cathron B. Matta  
*Attorney, Agent, or Firm*—Woodcock Washburn Kurtz  
Mackiewicz & Norris LLP

[\*\*] Term: **14 Years**

### [57] CLAIM

[21] Appl. No.: **29/107,596**

The ornamental design for a gasoline container, as shown and described.

[22] Filed: **Jul. 8, 1999**

[51] **LOC (7) Cl.** ..... **09-07**

[52] **U.S. Cl.** ..... **D9/434; D9/528**

[58] **Field of Search** ..... D9/434, 527, 528,  
D9/531, 533; 215/396, 397; 220/752, 772

### DESCRIPTION

### [56] References Cited

#### U.S. PATENT DOCUMENTS

|            |         |               |       |         |   |
|------------|---------|---------------|-------|---------|---|
| D. 167,991 | 10/1952 | Mack          | ..... | D9/528  | X |
| D. 208,109 | 7/1967  | Birrell       | ..... | D9/528  |   |
| D. 213,949 | 4/1969  | Lankart       | ..... | D9/528  | X |
| D. 257,289 | 10/1980 | Akimov et al. | ..... | D9/533  | X |
| D. 326,050 | 5/1992  | Stockstill    | ..... | D9/528  | X |
| D. 365,520 | 12/1995 | Luther        | ..... | D9/528  | X |
| D. 376,876 | 12/1996 | McInnes       | ..... | D9/527  | X |
| D. 378,494 | 3/1997  | Miller        | ..... | D9/528  |   |
| 3,297,195  | 1/1967  | Hidding       | ..... | D9/434  | X |
| 4,125,207  | 11/1978 | Ernst et al.  | ..... | 220/772 | X |

FIG. 1 is a right side view of a gasoline container according to a preferred embodiment of the design;  
FIG. 2 is a left side view of the embodiment of the design that is depicted in FIG. 1;  
FIG. 3 is a front view of the embodiment that is depicted in FIGS. 1 and 2;  
FIG. 4 is a rear view of the embodiment of the design that is depicted in FIGS. 1 through 3;  
FIG. 5 is a top view of the embodiment of the design that is depicted in FIGS. 1 through 4; and,  
FIG. 6 is a bottom view of the embodiment of the design that is depicted in FIGS. 1 through 5.  
The broken lines are shown in the views for illustrative purposes only and form no part of the claimed design.

**1 Claim, 2 Drawing Sheets**

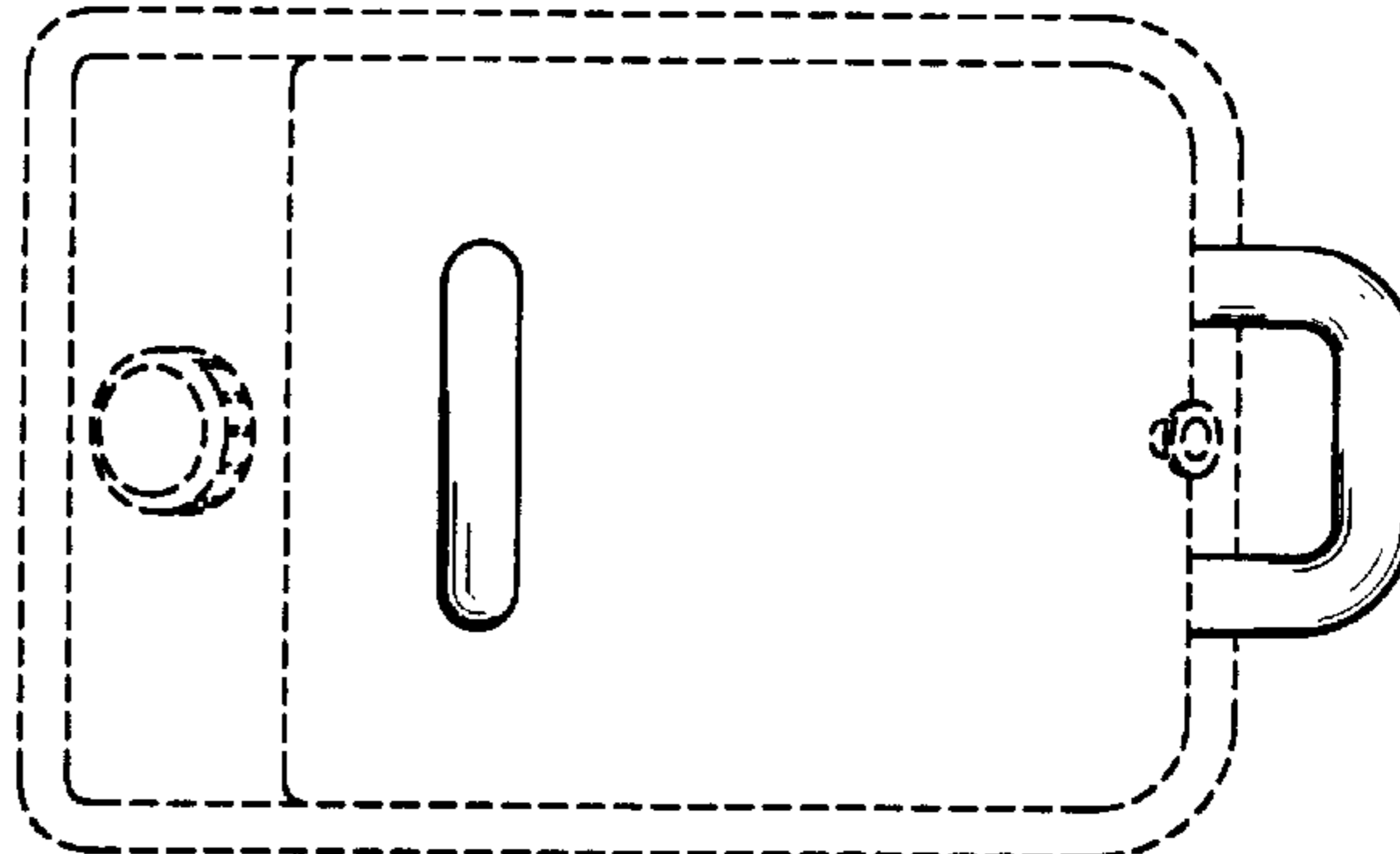
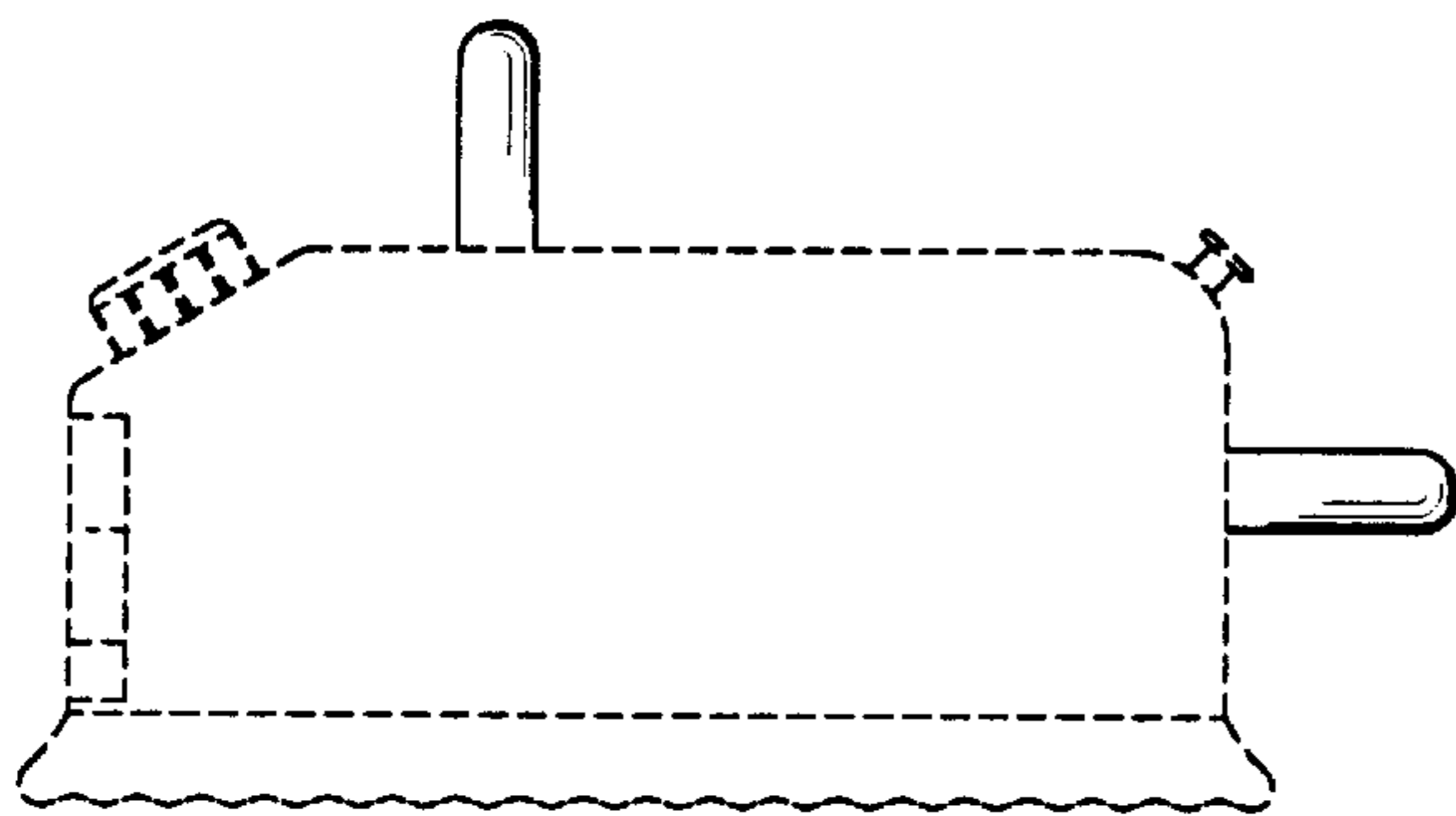


FIG. 1

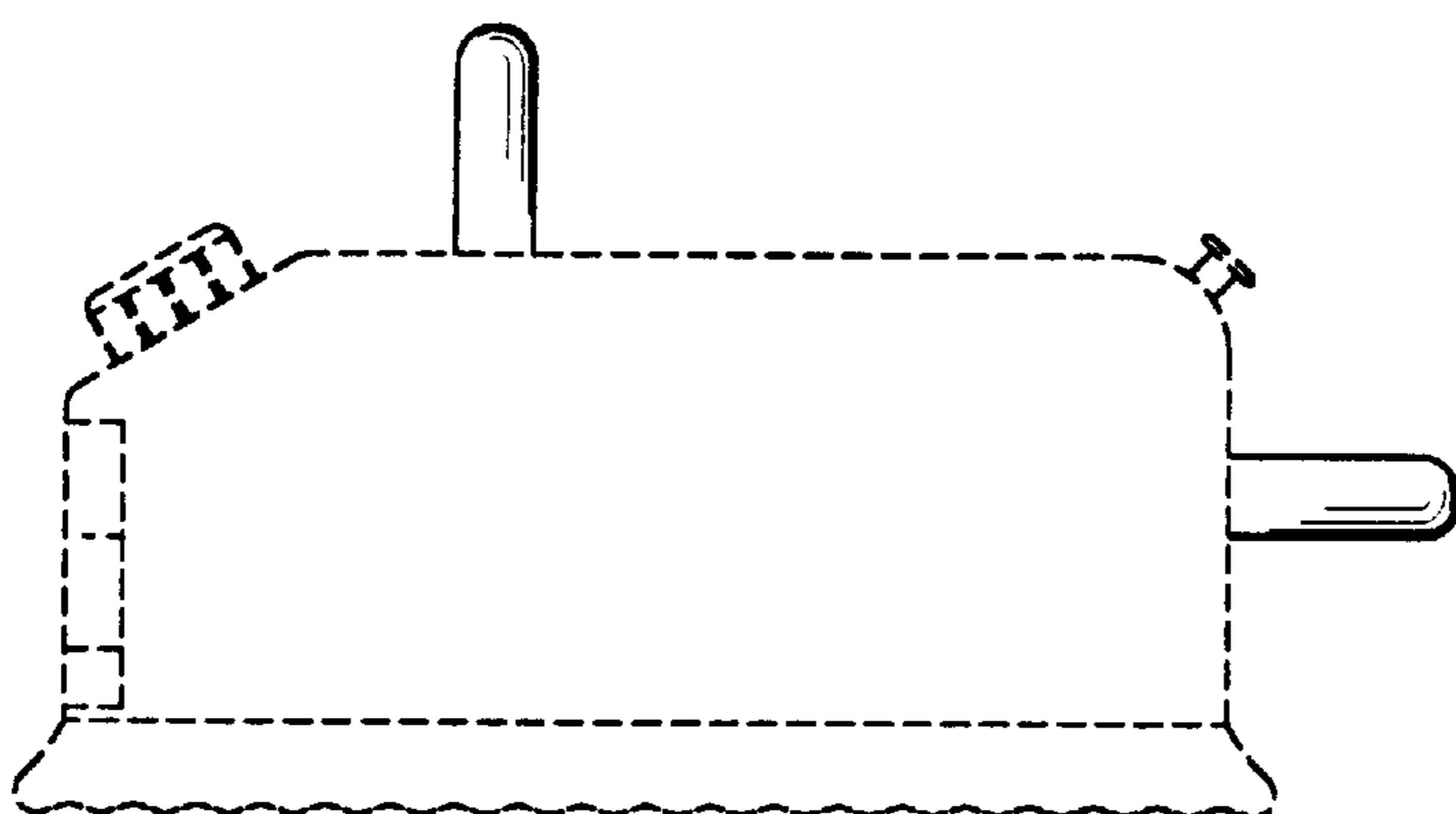
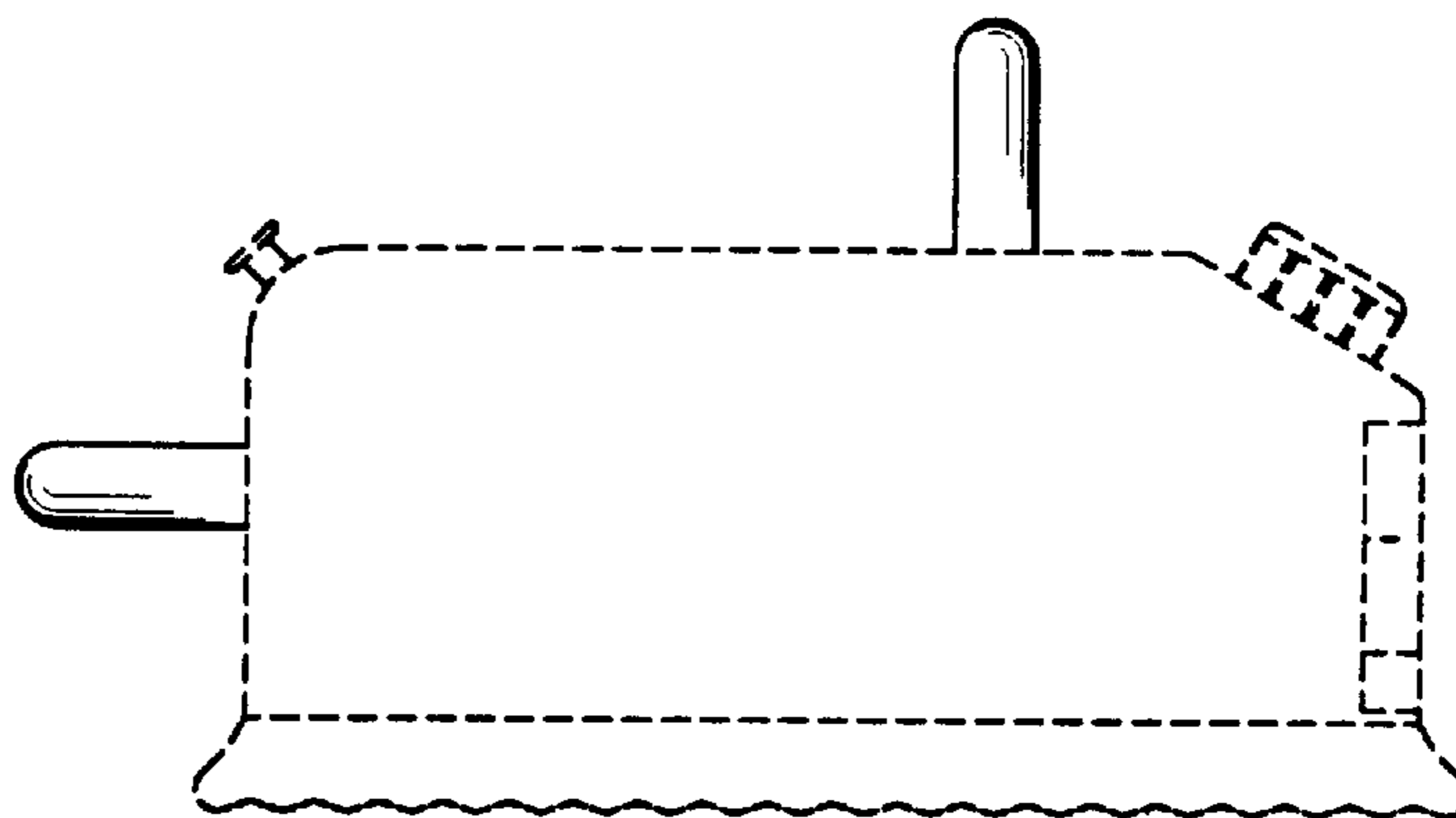


FIG. 2

FIG. 3





FIG. 4

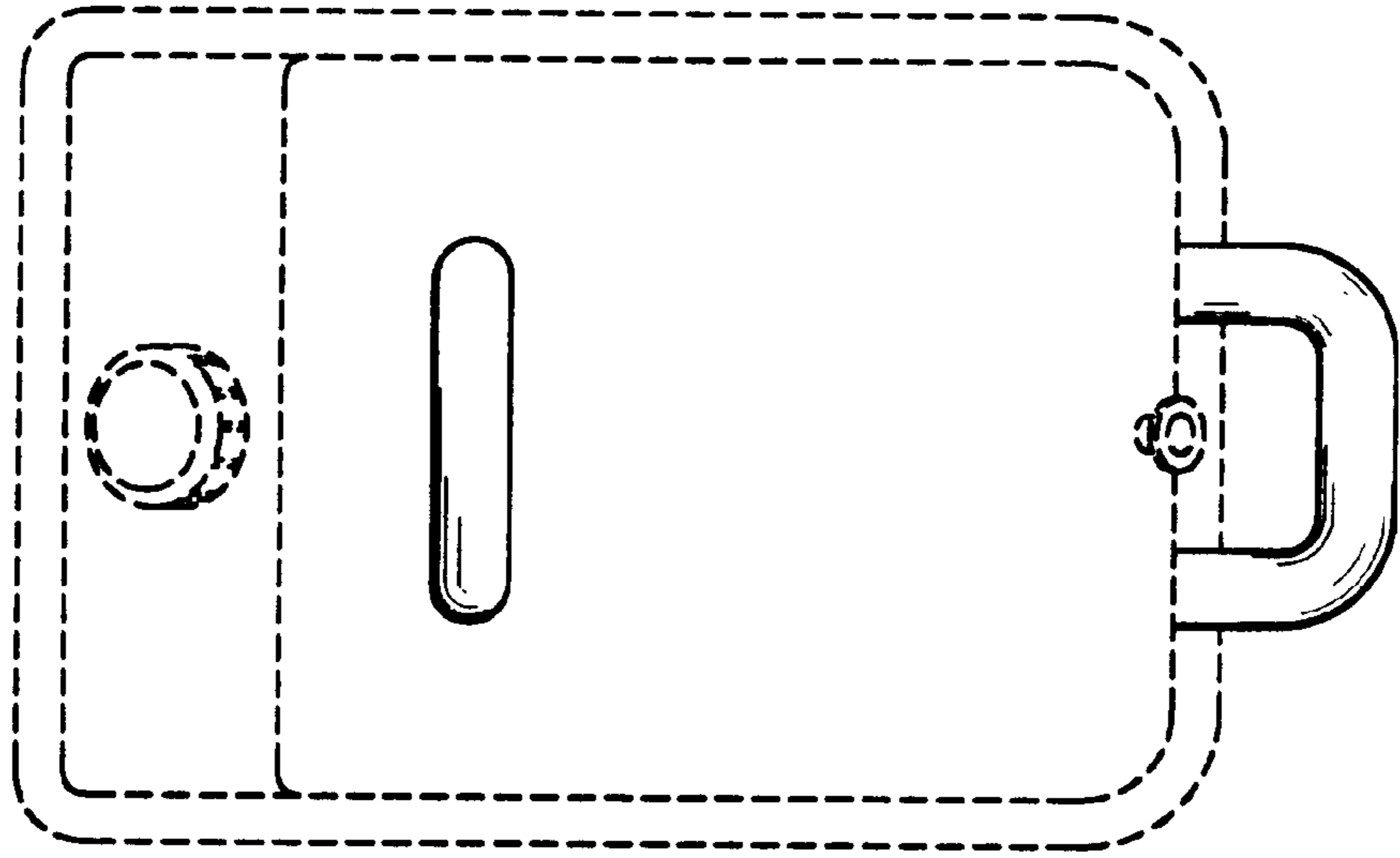


FIG. 5




FIG. 6