



US00D428572S

United States Patent [19]
Thuma

[11] **Patent Number: Des. 428,572**
[45] **Date of Patent: ** Jul. 25, 2000**

[54] **UTENSIL HANDLE**

2,105,119 1/1938 Hindes D7/395
5,560,272 10/1996 Bolger 81/177.1

[75] Inventor: **Michael Thuma**, LaGrange, Ill.

OTHER PUBLICATIONS

[73] Assignee: **Wilton Industries, Inc.**, Woodridge, Ill.

Yankee Offset Ratchet Slotted/Phillips, Stanley Tools Full Line Catalog, p. 149, Examiner's Office, Mar. 1990.

[**] Term: **14 Years**

Primary Examiner—Alan P. Douglas

Assistant Examiner—Reid Hecker

Attorney, Agent, or Firm—Piper Marbury Rudnick & Wolfe

[21] Appl. No.: **29/114,473**

[22] Filed: **Nov. 23, 1999**

[57] **CLAIM**

[51] **LOC (7) Cl.** **07-99**

[52] **U.S. Cl.** **D8/107**

The ornamental design for a utensil handle, as shown and described.

[58] **Field of Search** D8/18, 19, 21,
D8/25, 28, 29, 33, 40, 82, 83, 85, 107,
300, 303, DIG. 7, DIG. 8; D7/393, 395,
401.2, 642, 664; D4/104, 138; 16/110.1,
422, 430, DIG. 12; 7/151; 81/52, 177.1

DESCRIPTION

[56] **References Cited**

U.S. PATENT DOCUMENTS

D. 111,489 9/1938 Fischer 16/110.1
D. 116,555 9/1939 Dreyfuss D7/395
D. 164,842 10/1951 Brown D7/395
D. 387,256 12/1997 Ashby D8/25
D. 394,790 6/1998 Joergensen D8/33
D. 411,792 7/1999 Macor D8/107

FIG. 1 is a perspective view of the utensil handle of the invention;

FIG. 2 is a front elevational view thereof;

FIG. 3 is a side elevational view thereof, the opposite side of which is an identical mirror image;

FIG. 4 is a rear elevational view thereof;

FIG. 5 is a top plan view thereof; and,

FIG. 6 is a bottom plan view thereof.

The broken line showing of the utensil head is for illustrative purposes only and forms no part of the claimed design.

1 Claim, 1 Drawing Sheet

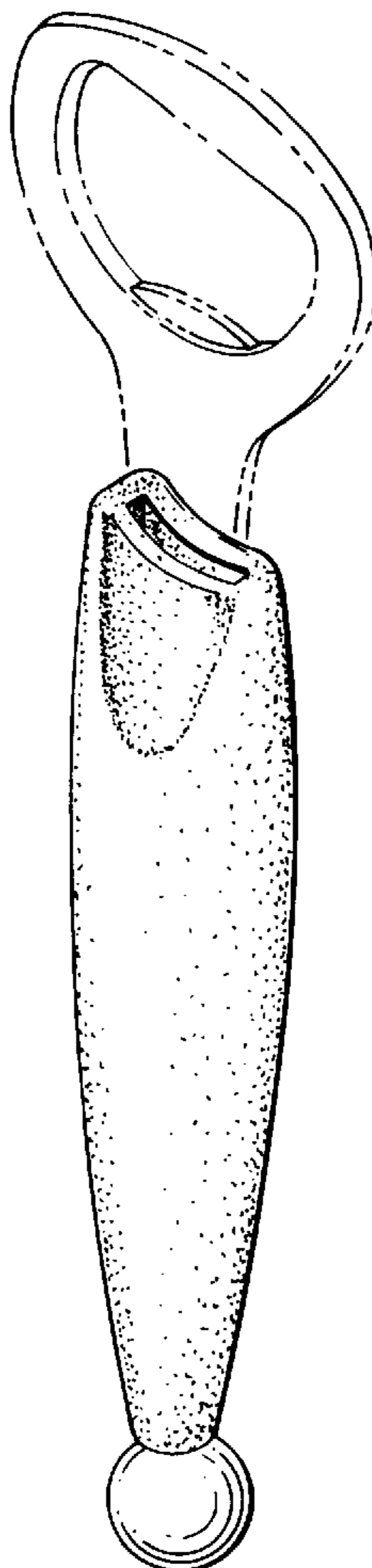


FIG. 1

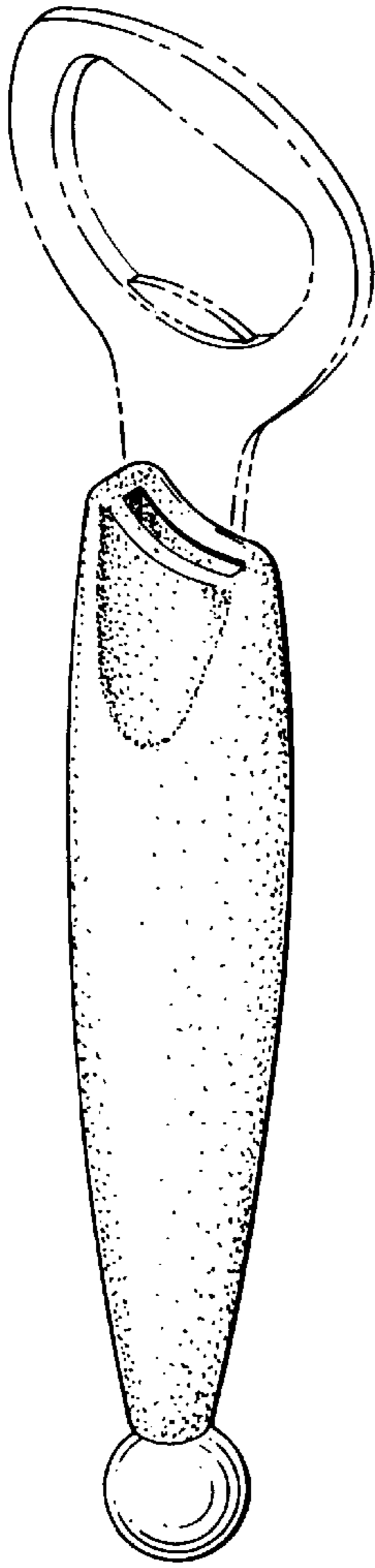


FIG. 5

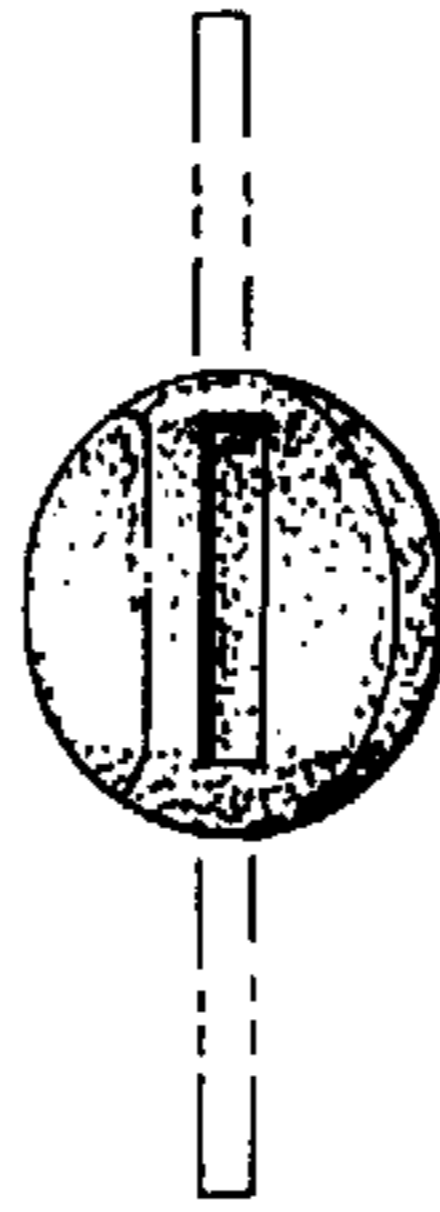


FIG. 6



FIG. 4

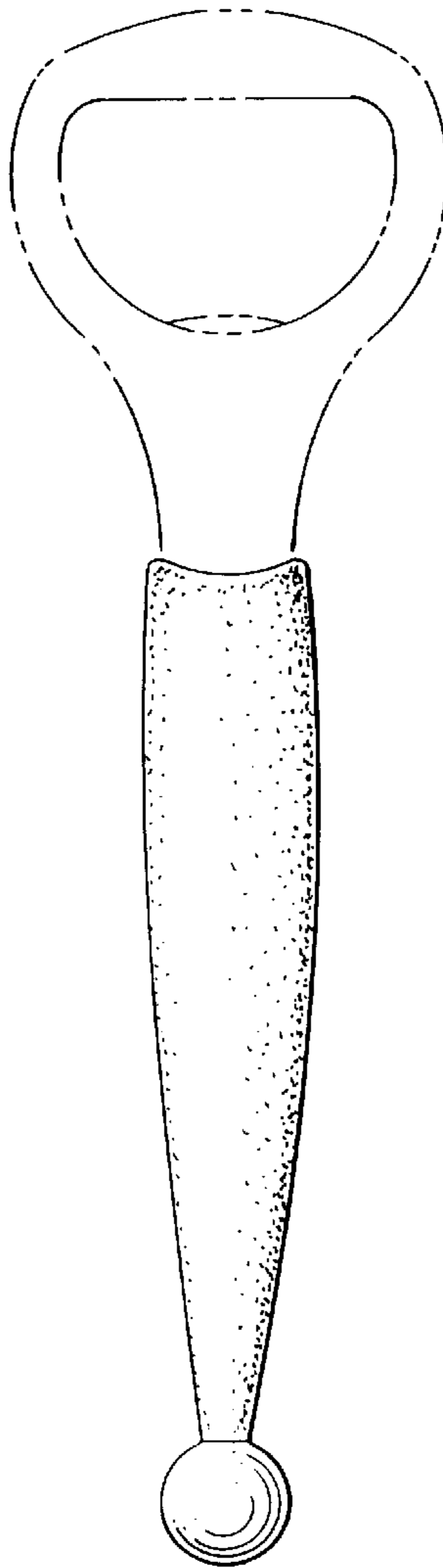


FIG. 3



FIG. 2

