



US00D428565S

United States Patent [19] Dunn

[11] **Patent Number: Des. 428,565**
[45] **Date of Patent: ** Jul. 25, 2000**

[54] **FACE PLATE FOR A FROZEN FOOD AND BEVERAGE DISPENSER**

[76] Inventor: **Jerry B. Dunn**, 2643 Red Rock #202, Las Vegas, Nev. 89102

[**] Term: **14 Years**

[21] Appl. No.: **29/088,311**

[22] Filed: **May 20, 1998**

[51] **LOC (7) Cl.** **07-99**

[52] **U.S. Cl.** **D7/397; D7/392**

[58] **Field of Search** D7/300, 397, 312, D7/311, 302, 392, 307, 308, 589, 309, 310, 374; 99/293, 306; 222/306, 308; 241/DIG. 17

[56] **References Cited**

U.S. PATENT DOCUMENTS

D. 188,164	6/1960	Talge	D7/374
D. 194,175	12/1962	Cornelius	D7/308
D. 217,650	5/1970	Lofgren	D7/308
D. 273,357	4/1984	Alfirevic	D7/306
D. 282,138	1/1986	Gullikson	D7/300

D. 298,434	11/1988	Makihara	D7/311 X
D. 364,780	12/1995	Henderson	D7/589
D. 373,280	9/1996	Johnson	D7/307
D. 375,650	11/1996	Saito et al.	D7/307
3,084,613	4/1963	Maxson	D7/309

Primary Examiner—M. N. Pandozzi
Attorney, Agent, or Firm—Philip D. Junkins

[57] **CLAIM**

The ornamental design for a face plate for a frozen food and beverage dispenser, as shown and described.

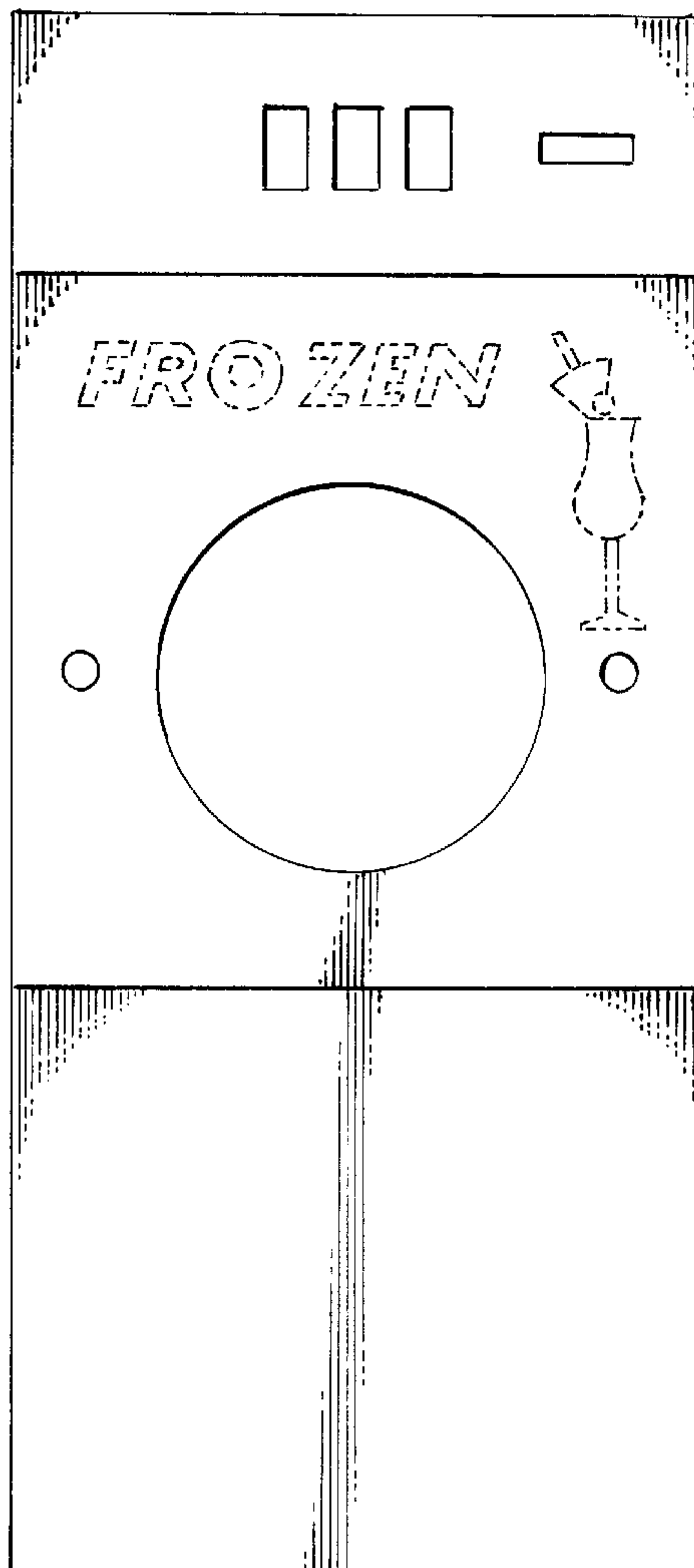
DESCRIPTION

FIG. 1 is a front elevation view of a face plate for a frozen food and beverage dispenser showing my new design; FIG. 2 is a side elevation view thereof with the dispenser structure shown in broken line outline, the opposite side being a mirror image thereof;

FIG. 3 is a top view of the face plate; and, FIG. 4 is a bottom view thereof.

The broken line images shown in FIG. 1 are for illustrative purposes only and form no part of the claimed design.

1 Claim, 1 Drawing Sheet



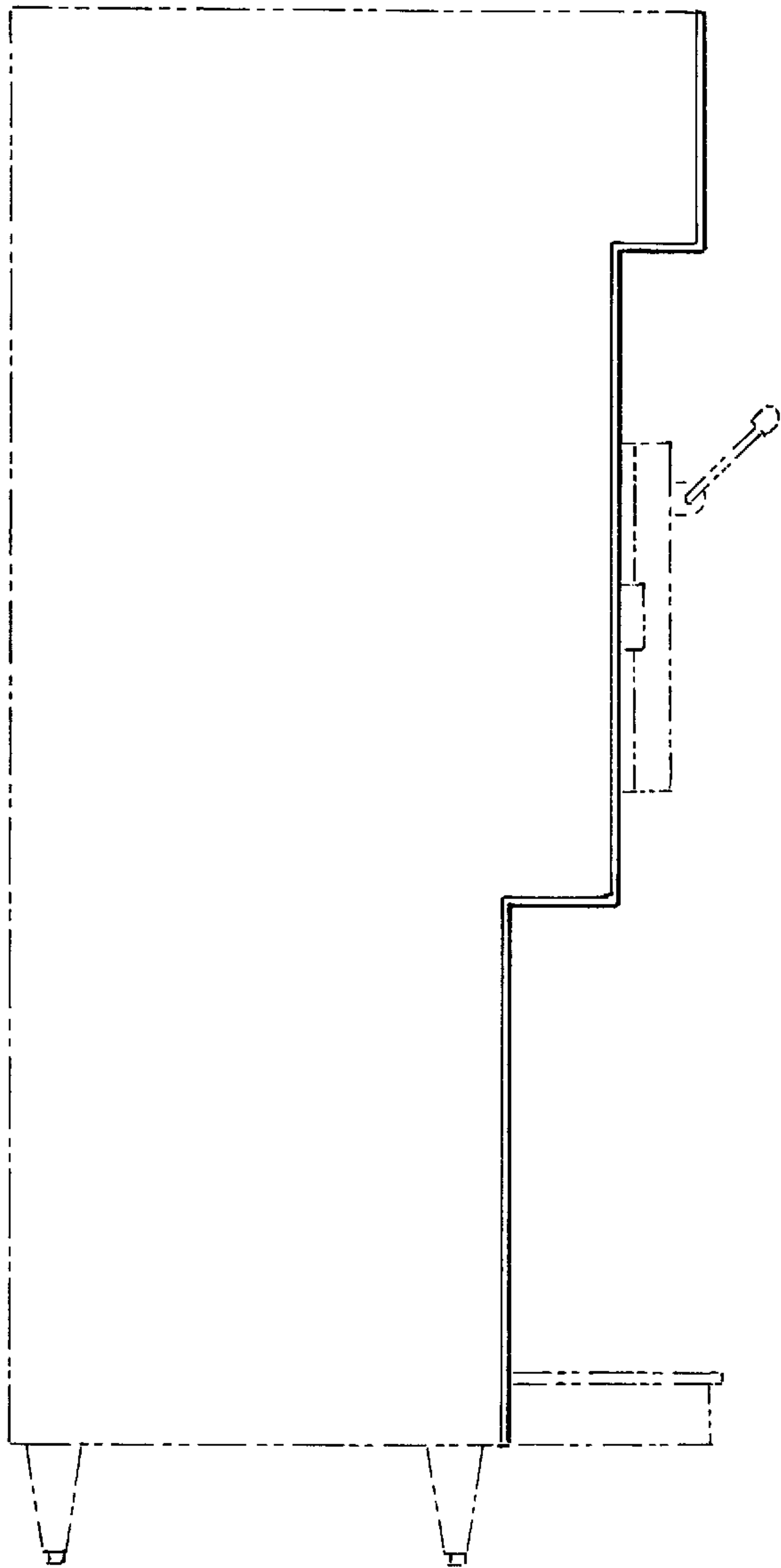


FIG. 2.

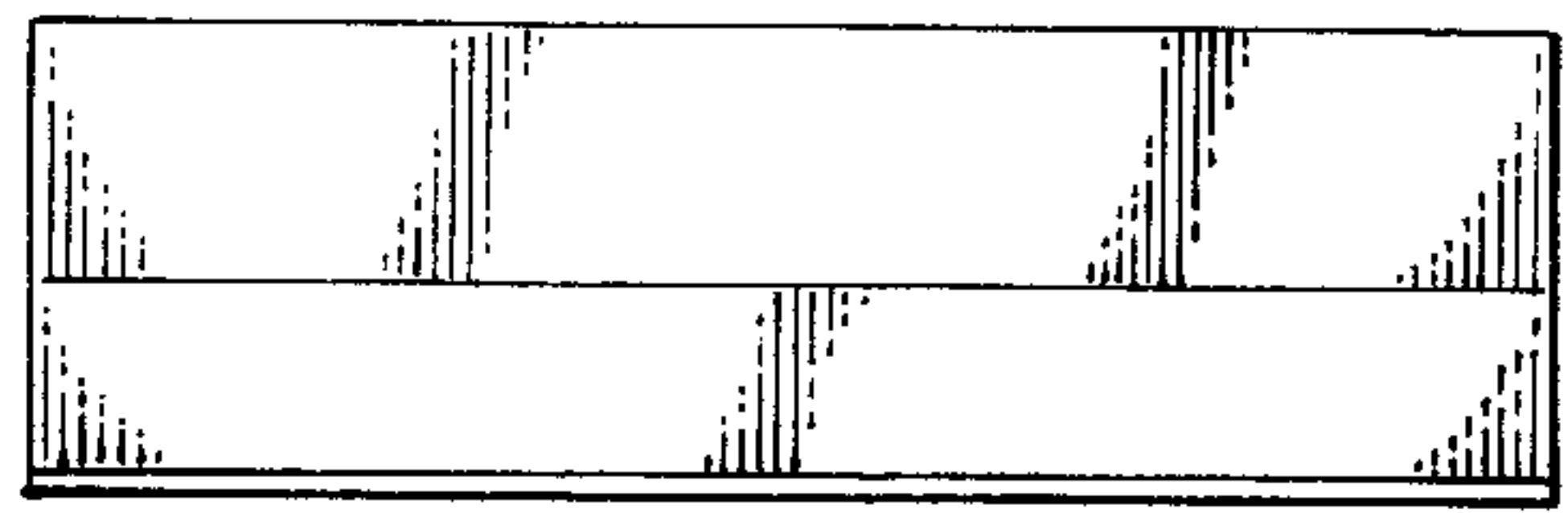


FIG. 3.

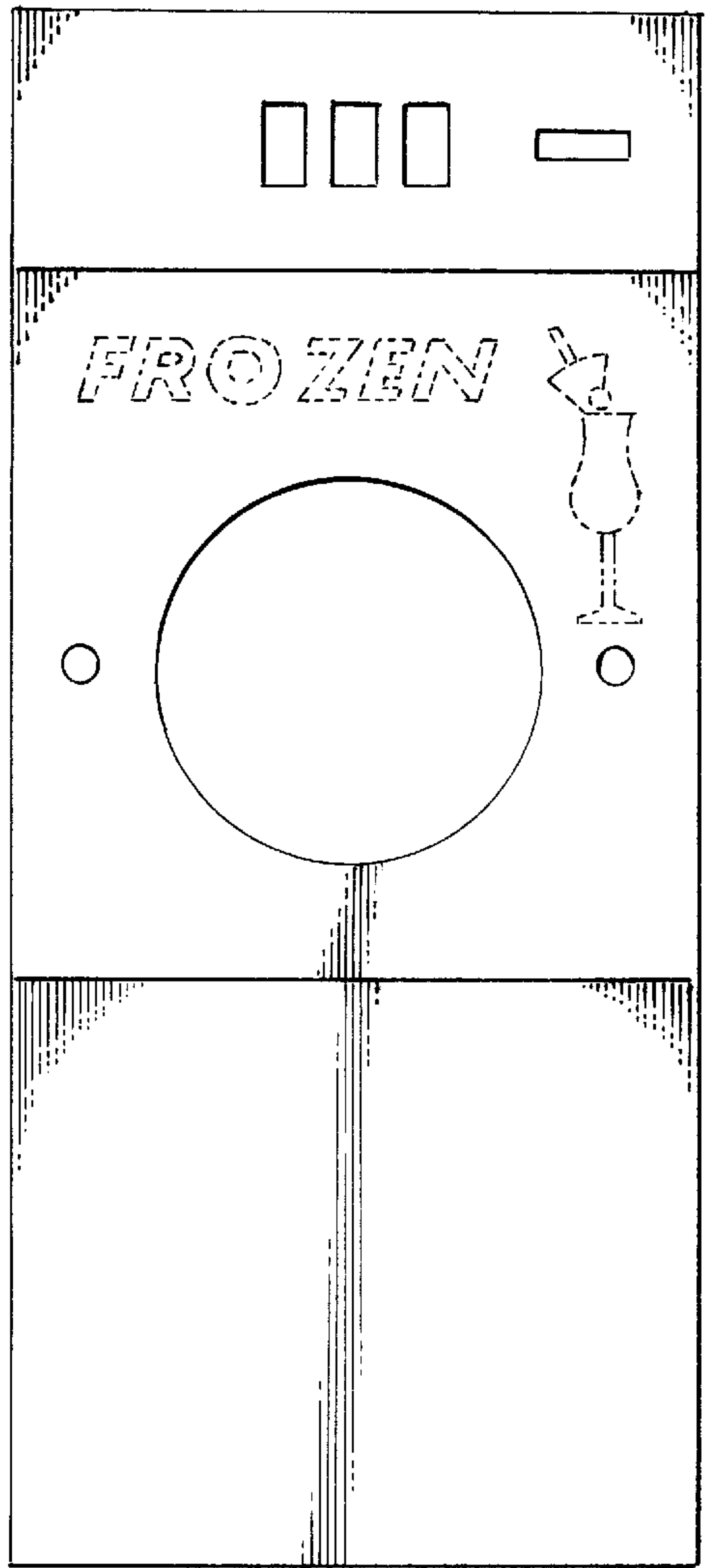


FIG. 1.

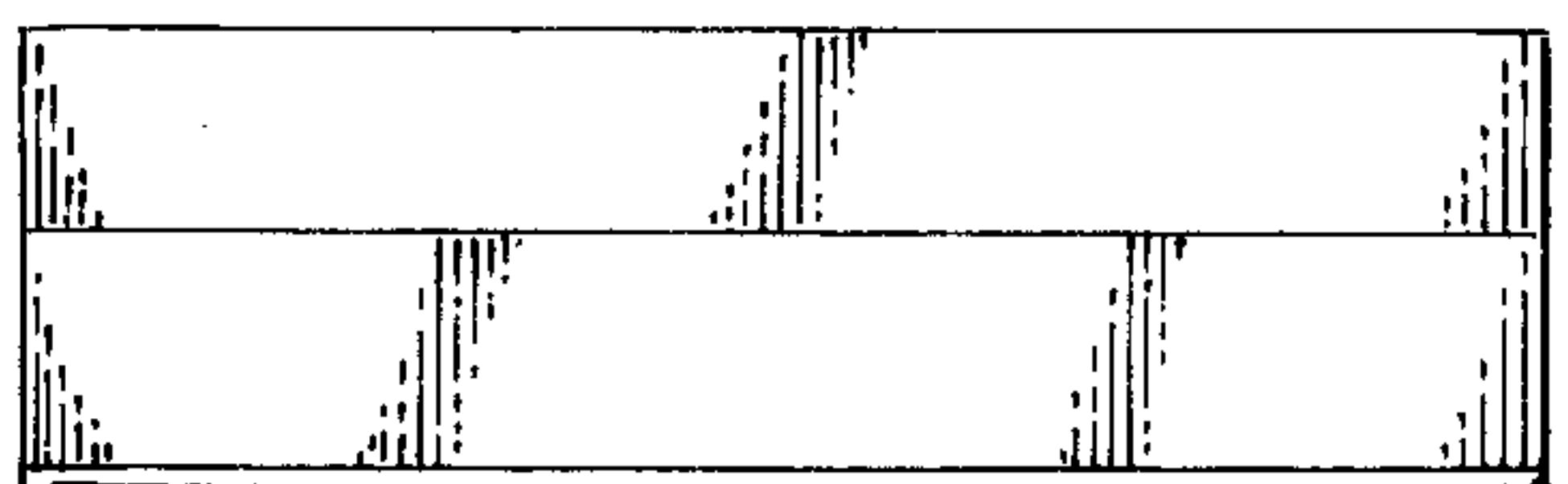


FIG. 4.