



US00D428558S

United States Patent [19]

Winter et al.

[11] **Patent Number: Des. 428,558**

[45] **Date of Patent: ** Jul. 25, 2000**

[54] **CLOSET CABINET**

D. 412,073 7/1999 Zaidman D6/449

[75] Inventors: **Paul H. Winter**, Wilmington, Del.;
David Walker, Chester, Pa.

[73] Assignee: **Zenith Products Corp.**, New Castle,
Del.

[**] Term: **14 Years**

[21] Appl. No.: **29/109,403**

[22] Filed: **Aug. 13, 1999**

[51] **LOC (7) Cl.** **06-04**

[52] **U.S. Cl.** **D6/436**

[58] **Field of Search** D6/432, 436, 437,
D6/438, 439, 445, 477, 479; 211/134, 135;
312/257.1; 108/59, 92, 96

[56] **References Cited**

U.S. PATENT DOCUMENTS

- D. 255,630 7/1980 Van Koert D6/479
- D. 264,658 6/1982 De Polo et al. D6/436
- D. 360,087 7/1995 Richards-Mouyos D6/436

OTHER PUBLICATIONS

JC Penney Catalog, "H", two door tower, p. 1093, 1997.
JC Penney Catalog, "D", Flat Panel two door tower, p. 1092,
1997.

Primary Examiner—Cathron B. Matta
Attorney, Agent, or Firm—Edgar A. Zarins; Lloyd D.
Doigan

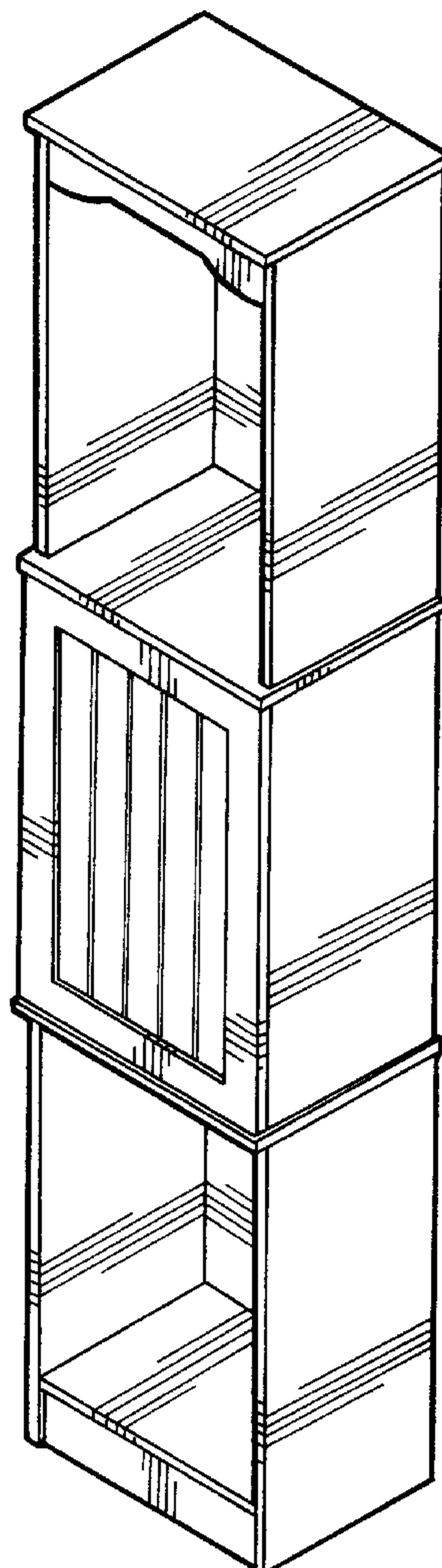
[57] **CLAIM**

The ornamental design for a closet cabinet, as shown and
described.

DESCRIPTION

FIG. 1 is a perspective view of a closet cabinet showing our
new design;
FIG. 2 is a front elevational view thereof;
FIG. 3 is a top plan view thereof;
FIG. 4 is a left side view thereof, the opposite side being a
mirror image of the side shown; and,
FIG. 5 is a rear elevational view thereof.

1 Claim, 2 Drawing Sheets






Fig-1

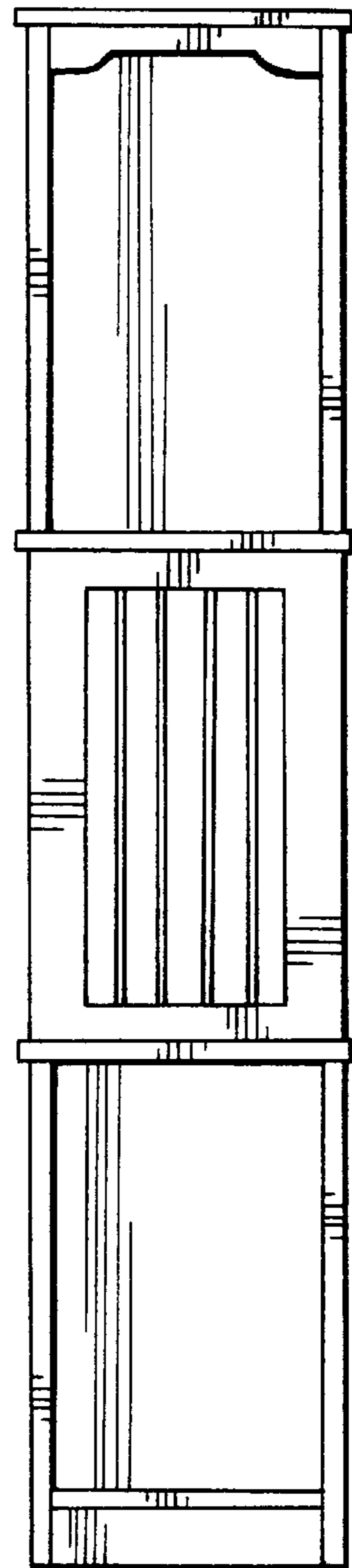


Fig-2

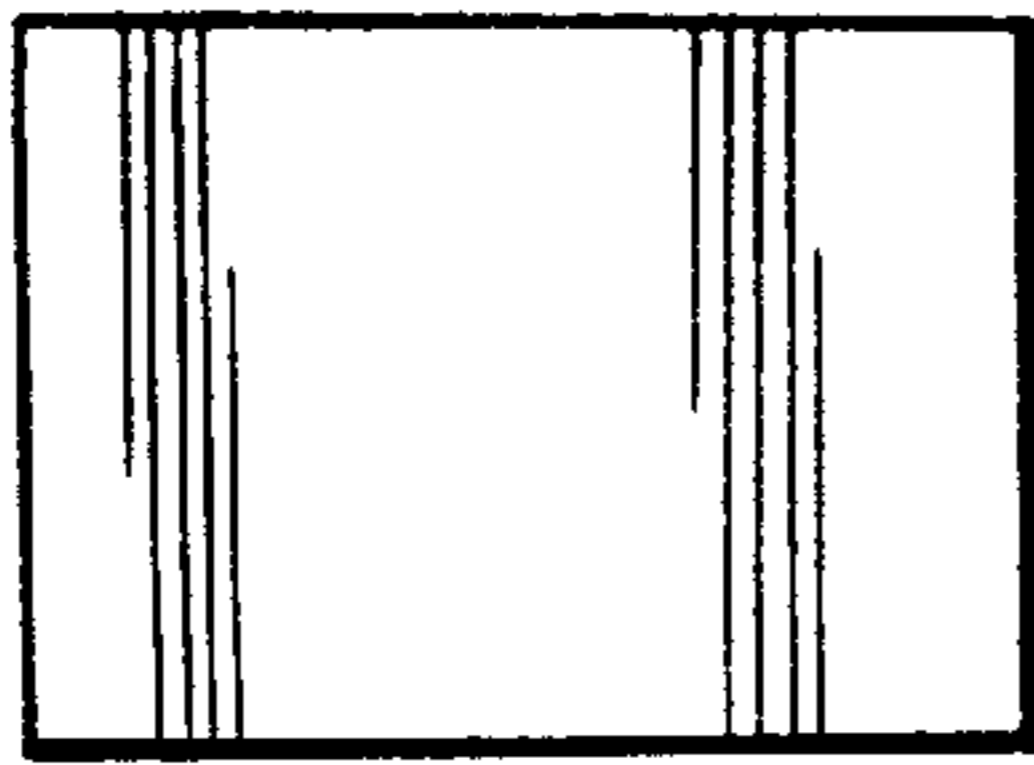


Fig-3

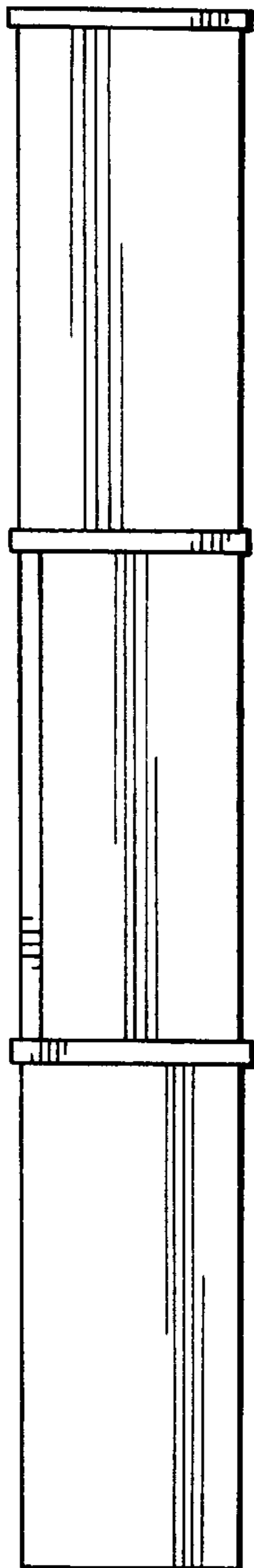


Fig-4

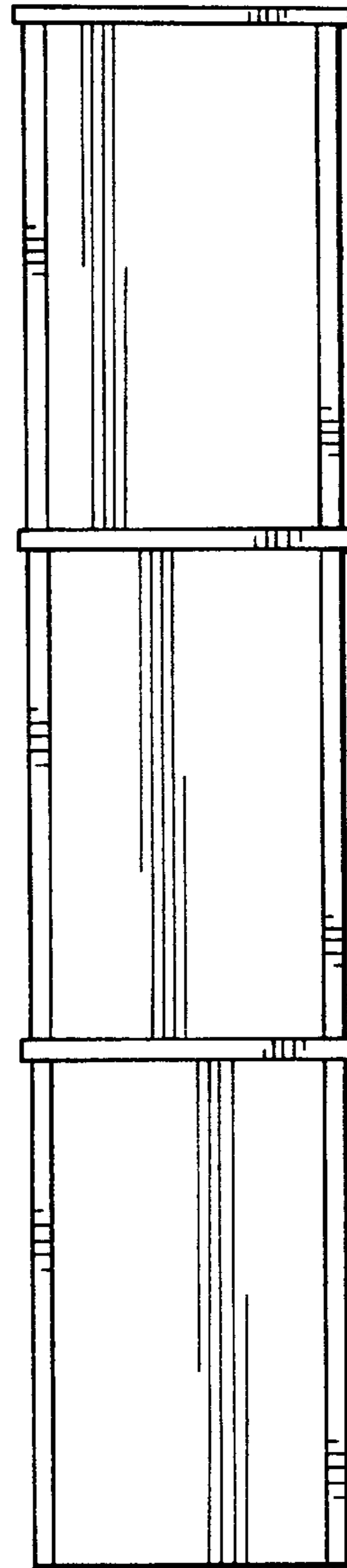


Fig-5