



US00D428554S

United States Patent [19] Phelps

[11] **Patent Number: Des. 428,554**

[45] **Date of Patent: ** Jul. 25, 2000**

[54] **TANK COVER**

5,423,586 6/1995 Fuller 294/149
5,511,846 4/1996 Fuller 294/149
5,833,197 11/1998 Peabody 248/346.01

[76] Inventor: **Maria J. Phelps**, 605 Hartford Turnpike, Vernon, Conn. 06066

[**] Term: **14 Years**

Primary Examiner—Louis S. Zarfes
Assistant Examiner—Catherine R Oliver
Attorney, Agent, or Firm—Ira S. Dorman

[21] Appl. No.: **29/106,771**

[57] **CLAIM**

[22] Filed: **Jun. 22, 1999**

The ornamental design for a tank cover, as shown and described.

[51] **LOC (7) Cl.** **03-01**

[52] **U.S. Cl.** **D3/316**

[58] **Field of Search** D3/316, 321; 220/903; D24/207; 383/110, 117, 119, 901, 907; 405/185, 186; 294/149, 31.2; 248/346.1, 346.01, 346.03, 246.4, 615, 146, 309.1; D7/605, 621; 224/656; 215/12.1

DESCRIPTION

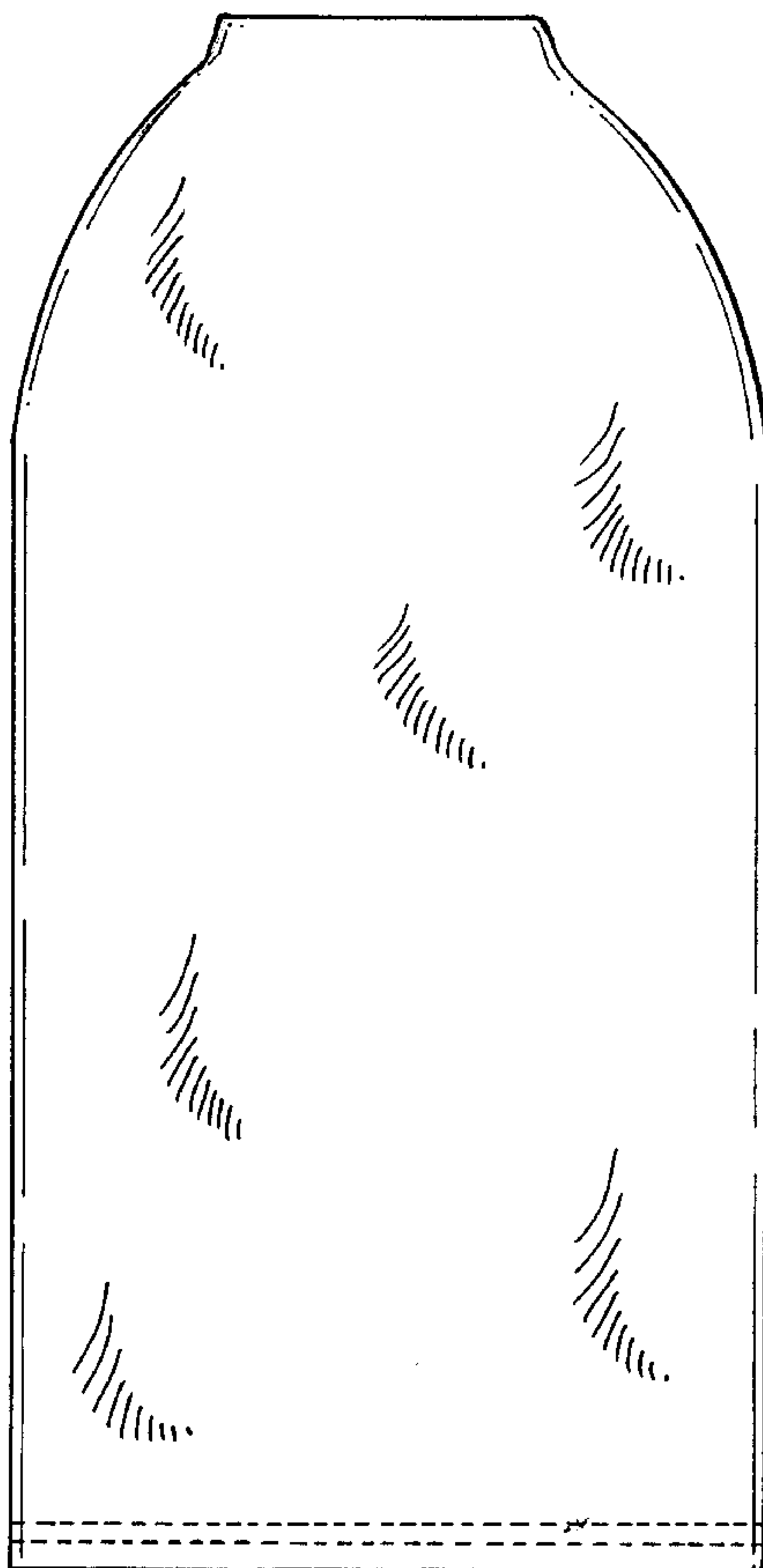
FIG. 1 is a front elevational view of the tank cover of the invention, the rear elevational view being identical thereto; FIG. 2 is a bottom plan view thereof; FIG. 3 is a top plan view thereof; FIG. 4 is a left side elevational view thereof; FIG. 5 is a right side elevational view thereof; and, FIG. 6 is a perspective view shown in use. The broken line showing of a scuba diving tank in FIG. 6 is for illustrative purposes only and forms no part of the claimed design.

[56] **References Cited**

U.S. PATENT DOCUMENTS

D. 349,010 7/1994 Johnson D7/619
631,182 8/1899 Seelinger 215/12.1
2,729,259 1/1956 Abrams 215/12.1
4,871,597 10/1989 Hobson 215/12.1 KR

1 Claim, 2 Drawing Sheets






FIG. 3



FIG. 4

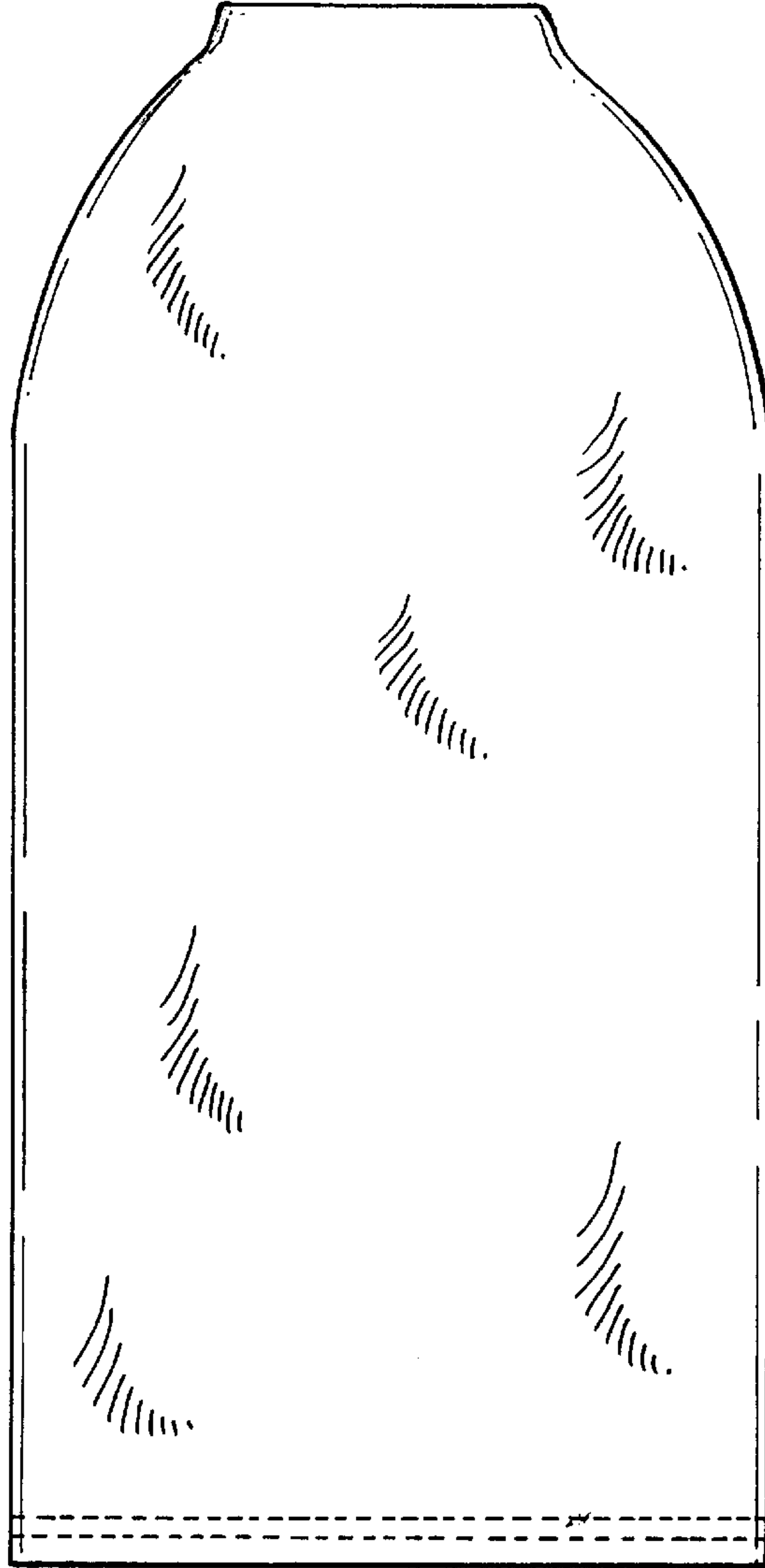


FIG. 1



FIG. 5




FIG. 2

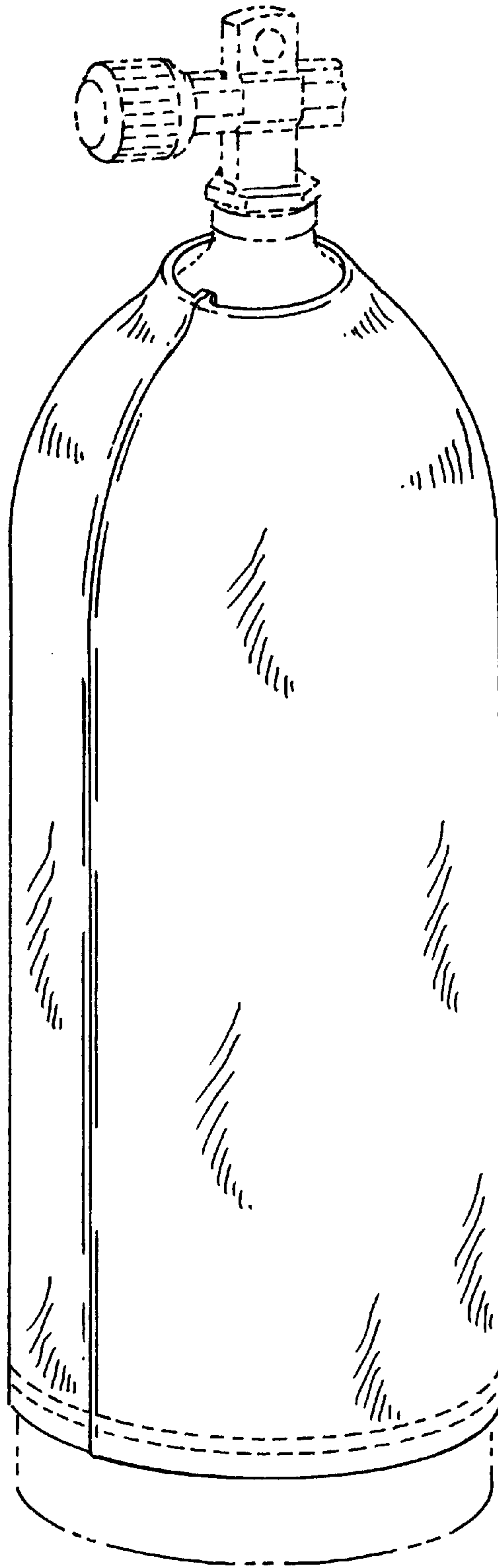


FIG. 6