



US00D428544S

# United States Patent [19]

Moffitt et al.

[11] Patent Number: Des. 428,544

[45] Date of Patent: \*\* Jul. 18, 2000

[54] BAG SUPPORT

[76] Inventors: William Moffitt; Tonya Moffitt, both of 1110 E. Boise Ave., Boise, Id. 83706

[\*\*] Term: 14 Years

[21] Appl. No.: 29/107,922

[22] Filed: Jul. 14, 1999

[51] LOC (7) Cl. .... 09-09

[52] U.S. Cl. .... D34/5

[58] Field of Search ..... D34/5, 6; 248/97, 248/175, 95, 98, 99, 100, 101, 121, 153, 176.1, 107

### [56] References Cited

#### U.S. PATENT DOCUMENTS

D. 216,437	1/1970	Vosbikian	.....	D34/5
D. 216,438	1/1970	Gay et al.	.....	D34/5
D. 319,124	8/1991	Harjung	.....	D34/5
D. 324,748	3/1992	Bagamery	.....	D34/5
D. 337,405	7/1993	Wolters	.....	D34/5
D. 389,632	1/1998	Redding	.....	D34/6
D. 398,121	9/1998	Siu	.....	D34/6
D. 418,653	1/2000	Kent, Jr.	.....	D34/6
4,174,085	11/1979	Ferreira et al.	.....	248/97
4,458,867	7/1984	Malik	.....	248/97
4,487,388	12/1984	Provan	.....	248/97
4,623,111	11/1986	Prader	.....	248/97
4,690,357	9/1987	Webster	.....	248/99
4,795,350	1/1989	Rubio	.....	248/97 X
4,840,335	6/1989	Forman, Jr. et al.	.....	248/97
4,840,336	6/1989	Stroh et al.	.....	248/97
4,869,447	9/1989	Malik	.....	248/97
4,921,193	5/1990	Banesch	.....	248/97
5,014,944	5/1991	Malik et al.	.....	248/99
5,018,691	5/1991	King	.....	248/99
5,169,101	12/1992	Wenzel et al.	.....	248/97
5,190,253	3/1993	Sable	.....	248/97
5,213,291	5/1993	Wiebe	.....	248/97

Primary Examiner—Susan J. Lucas  
Assistant Examiner—Cynthia E. Ramirez

Attorney, Agent, or Firm—Barbara S. Pedersen; Ken J. Pedersen

### [57] CLAIM

The ornamental design for a bag support, as shown and described.

### DESCRIPTION

FIG. 1 is a perspective view of a short version of our bag support design with a supported bag being shown as environment in dashed lines.

FIG. 2 is a front view of the bag support embodiment depicted in FIG. 1.

FIG. 3 is a back view of the embodiment depicted in FIG. 1.

FIG. 4 is a left side view of the embodiment depicted in FIG. 1.

FIG. 5 is a right side view of the embodiment depicted in FIG. 1.

FIG. 6 is a top view of the embodiment depicted in FIG. 1.

FIG. 7 is a bottom view of the embodiment depicted in FIG. 1.

FIG. 8 is a perspective view of a long version of our bag support design, with a supported bag shown in dashed lines.

FIG. 9 is a front view of the embodiment depicted in FIG. 8.

FIG. 10 is a back view of the embodiment depicted in FIG. 8.

FIG. 11 is a left side view of the embodiment depicted in FIG. 8.

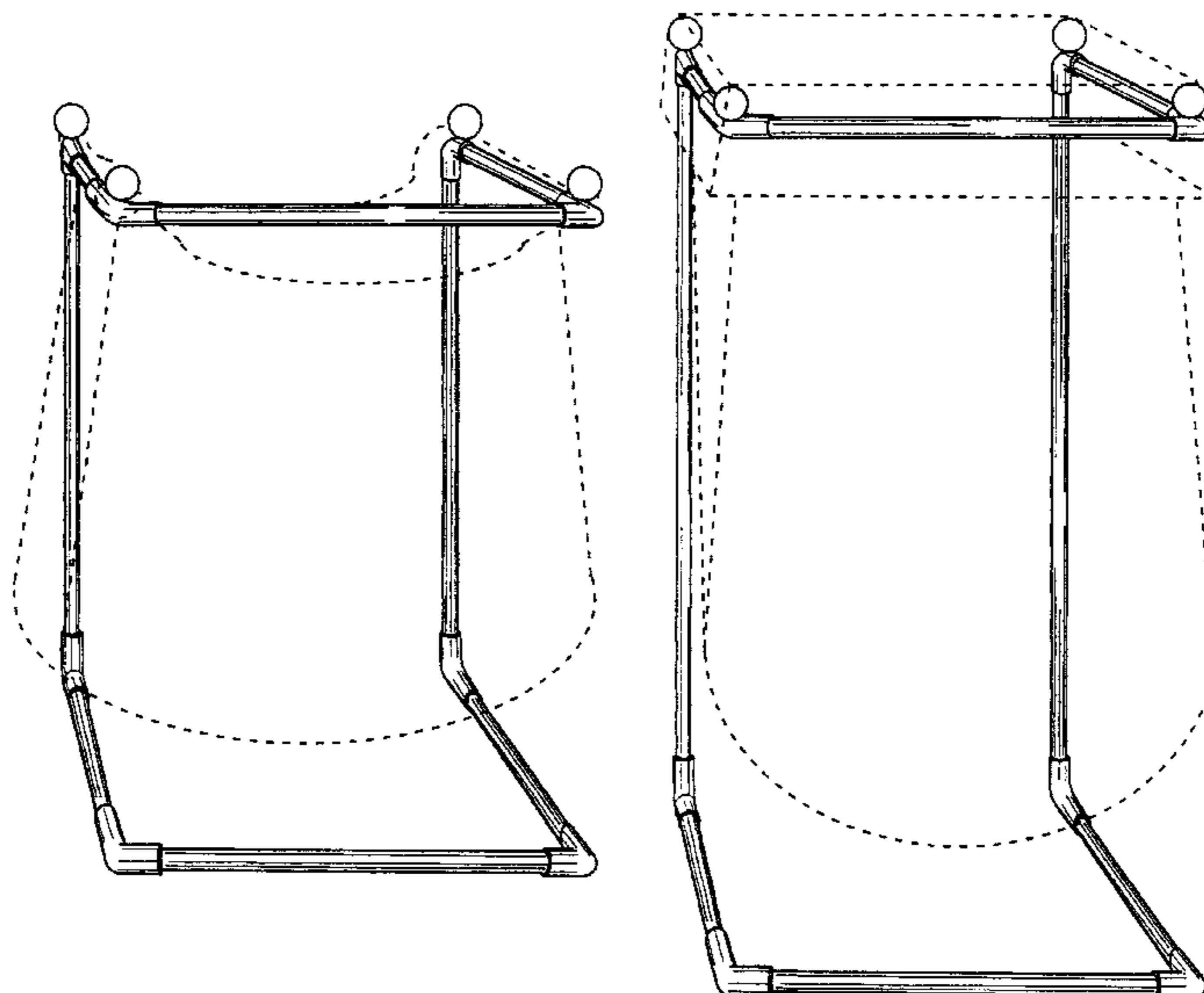
FIG. 12 is a right side view of the embodiment depicted in FIG. 8.

FIG. 13 is a top view of the embodiment depicted in FIG. 8; and,

FIG. 14 is a bottom view of the embodiment depicted in FIG. 8.

The broken line showing of a bag in figures 1 and 8 is for illustrative purposes only and forms no part of the claimed design.

1 Claim, 12 Drawing Sheets



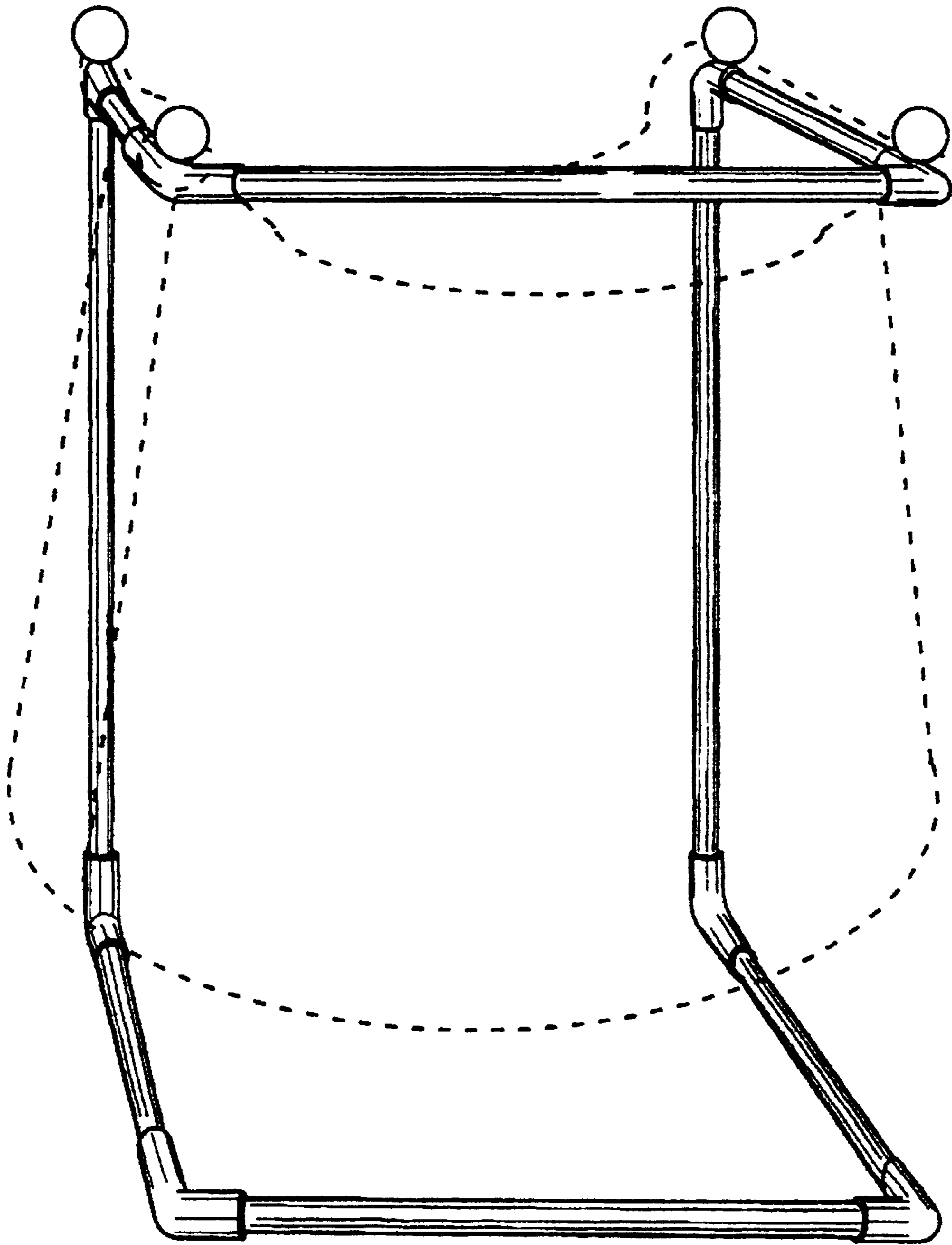

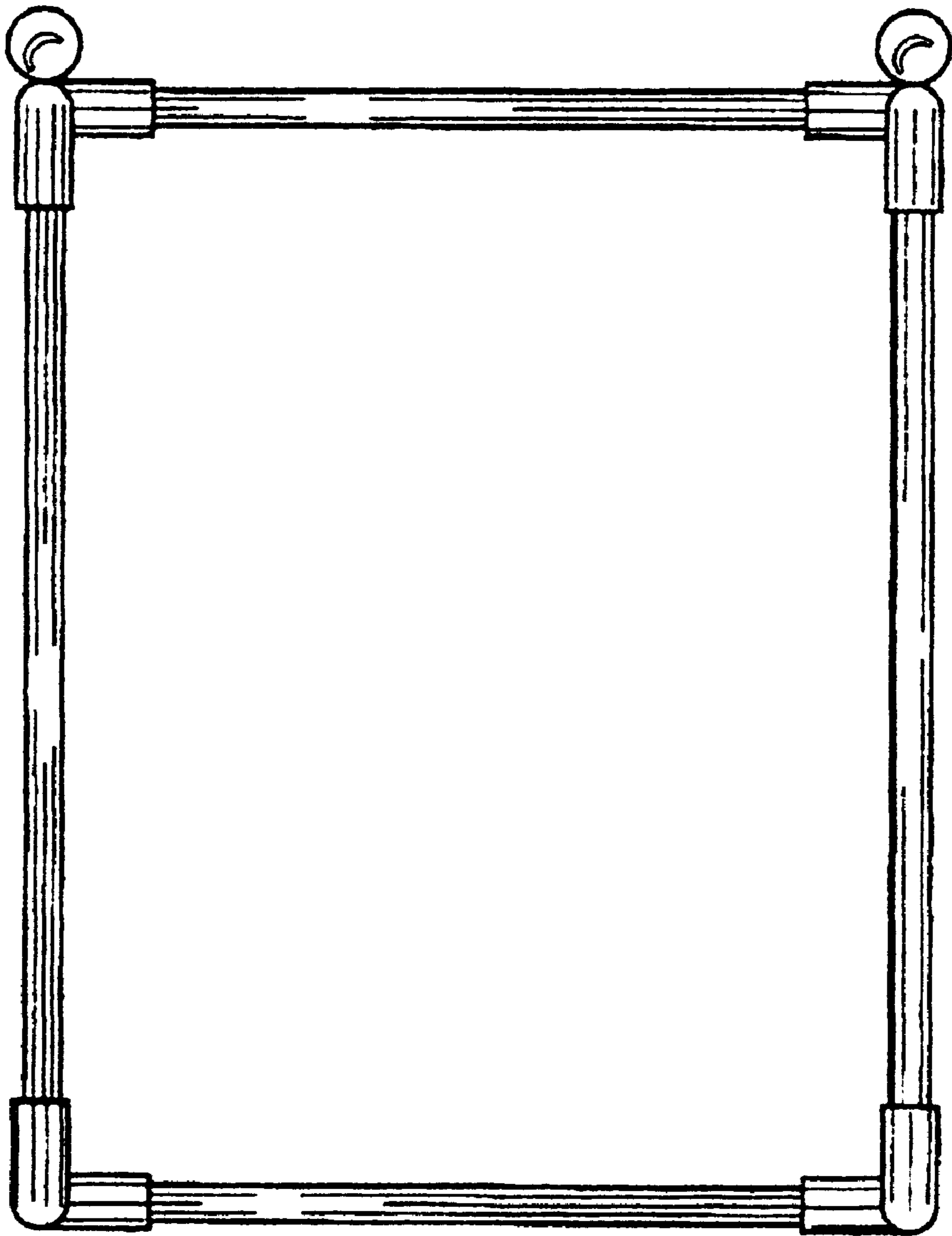


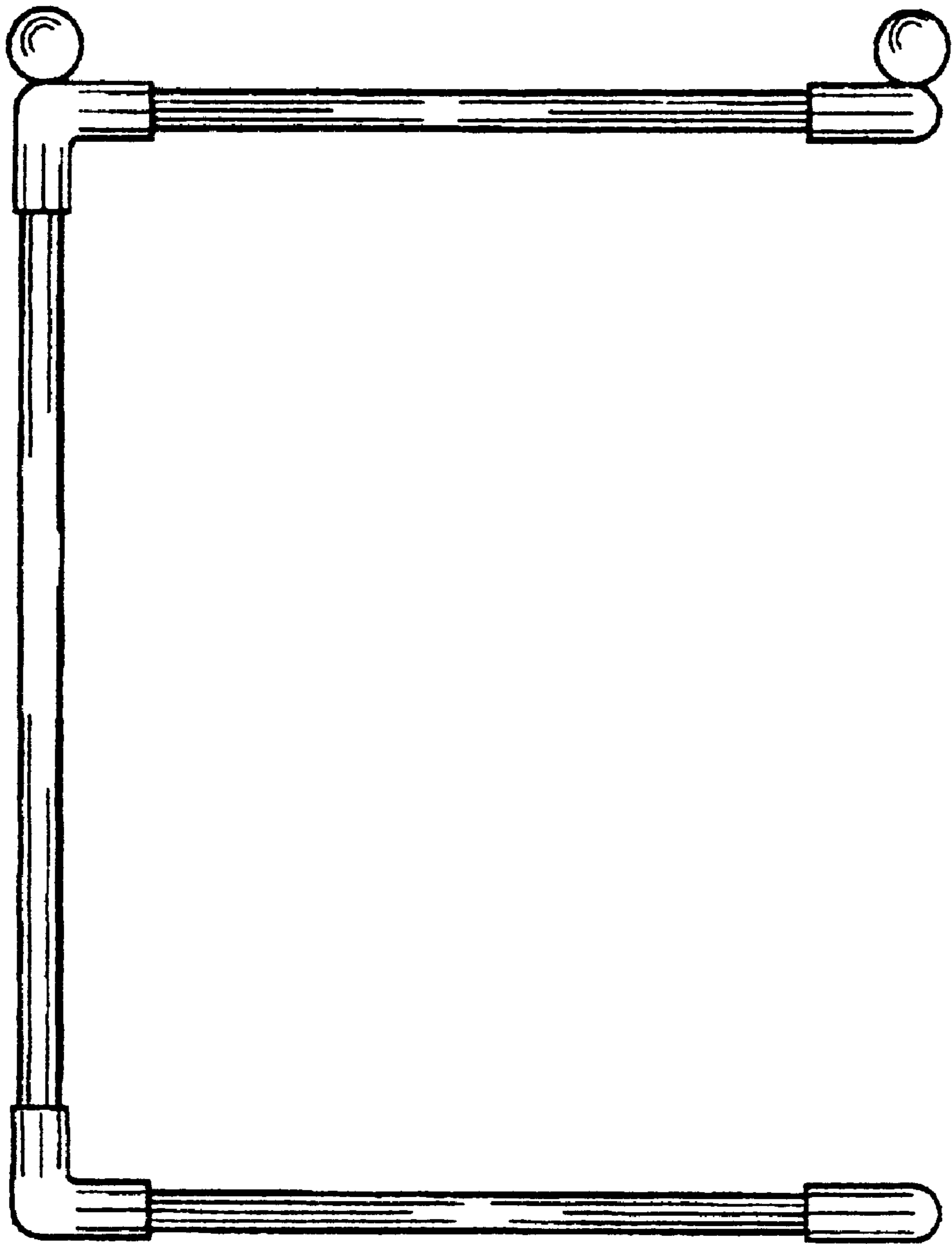
FIG. 1



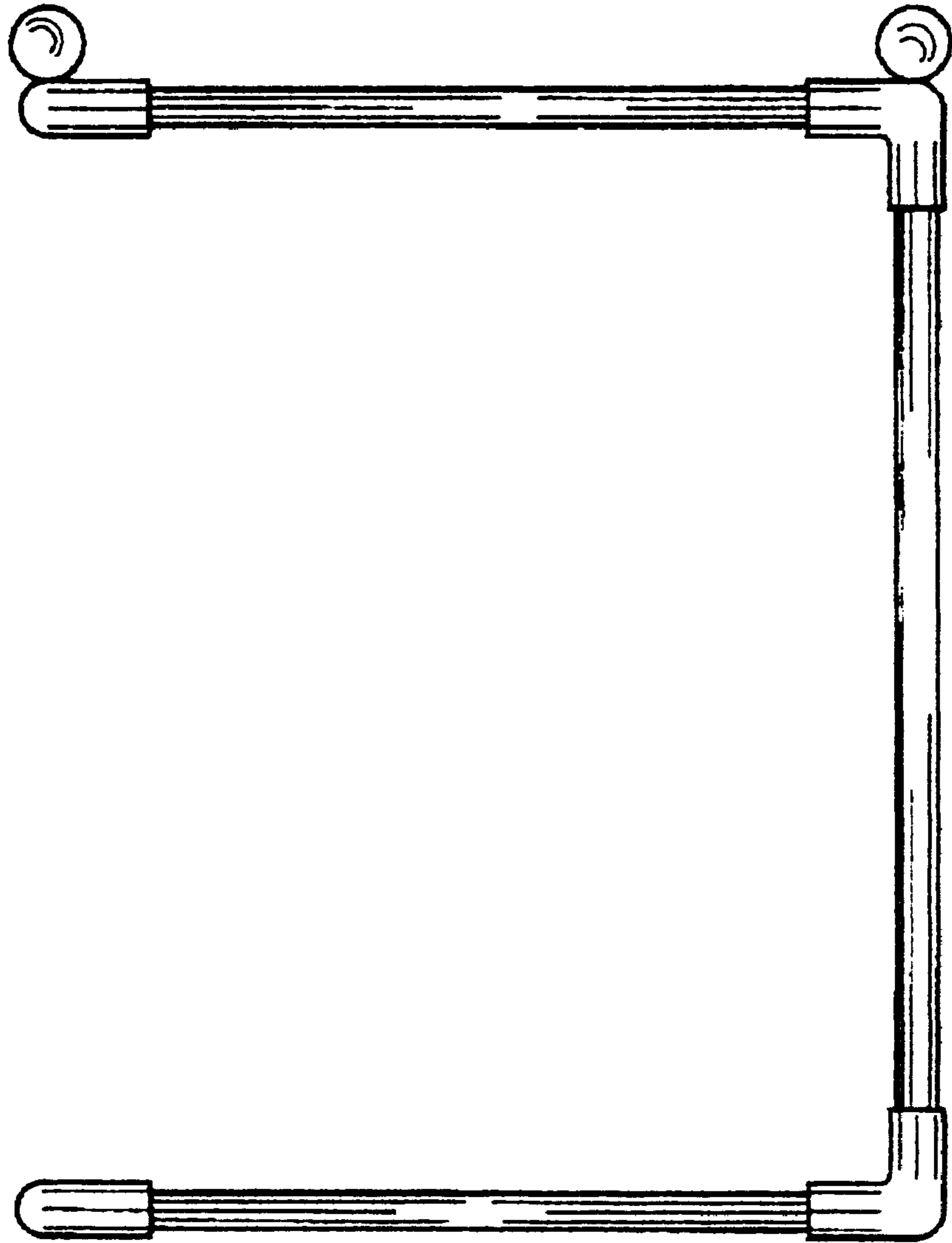
**FIG. 2**




**FIG. 3**




**FIG. 4**



**FIG. 5**

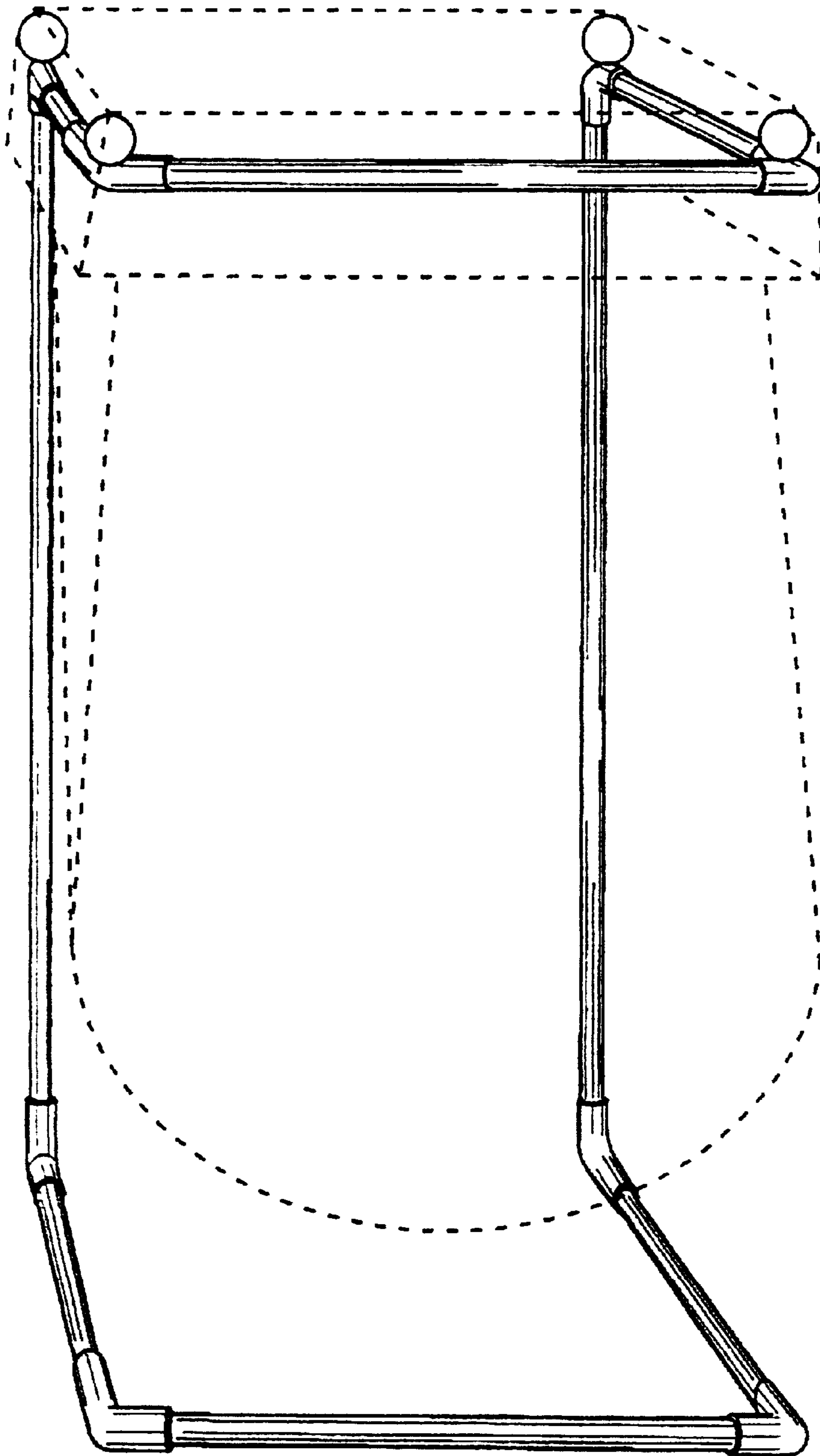


**FIG. 6**




**FIG. 7**






**FIG. 8**







**FIG.9**




**FIG. 10**




**FIG. 11**



**FIG. 12**



**FIG. 13**



**FIG. 14**