



US00D428533S

United States Patent [19]
Carroll

[11] **Patent Number: Des. 428,533**
[45] **Date of Patent: ** Jul. 18, 2000**

[54] **HAIR BOW ORGANIZER**
[76] Inventor: **Lorna J. Carroll**, 1635 Roosevelt,
Memphis, Tenn. 38127
[**] Term: **14 Years**
[21] Appl. No.: **29/099,298**
[22] Filed: **Jan. 19, 1999**

4,890,745 1/1990 Holden 211/85.1
4,966,287 10/1990 Snyder 211/85.2
5,033,619 7/1991 Garis 206/420 X
5,054,624 10/1991 Camp 211/85.2
5,067,617 11/1991 Caldwell et al. 211/85.2
5,117,971 6/1992 Fisher 206/6.1
5,240,120 8/1993 McDonough 211/85.2
5,265,737 11/1993 Freeby D6/315 X
5,279,428 1/1994 Lee 211/71.01 X
5,452,806 9/1995 Campas 211/85.2
5,526,931 6/1996 White 206/702 X
5,657,883 8/1997 Badia 211/60.1 X
5,774,504 7/1998 Menaged 206/493 X

Related U.S. Application Data

[62] Division of application No. 29/065,474, Jan. 23, 1997, Pat.
No. Des. 410,767.
[51] **LOC (7) Cl.** **28-03**
[52] **U.S. Cl.** **D28/73; D6/328**
[58] **Field of Search** D28/73; D6/315,
D6/316, 320, 328, 512-514, 526, 534, 552-554,
567-574; D8/349, 354, 356, 360.1; D9/303,
419, 456, 457; D20/40-43; 206/290-292,
294, 296, 420, 493, 495; 223/85, 57, DIG. 1,
DIG. 4; 211/13.1, 85.2, 85.3, 113, 115,
61

FOREIGN PATENT DOCUMENTS

186362 8/1956 Austria 211/70.6
186362 9/1956 Austria 211/70.6
540502 8/1955 Belgium D6/315

Primary Examiner—Ted Shooman
Assistant Examiner—C Tuttle
Attorney, Agent, or Firm—Garrison, Morris & Haight,
PLLC

[56] **References Cited**

U.S. PATENT DOCUMENTS

D. 83,761 3/1931 Smith D6/467
D. 93,143 8/1934 Spragg 211/113 X
158,972 1/1875 Osborn 211/113 X
D. 175,456 8/1955 Behlefeldt D6/327
D. 184,686 3/1959 Rosene D6/315 X
189,606 4/1877 Clark, Jr. 211/65
D. 237,852 12/1975 Aron D6/315
D. 277,628 2/1985 Shaw D6/574
D. 328,681 8/1992 Radosevich D6/571
D. 331,698 12/1992 Pezzoli et al. D9/434
D. 345,667 4/1994 Rhea D6/570
D. 353,527 12/1994 Drake D8/71
D. 377,727 2/1997 Fairweather D6/552
2,312,434 3/1943 Nathan 211/60.1 X
2,612,274 9/1952 Earll 211/85.3
2,876,780 3/1959 Vogel D6/512 X
2,988,228 6/1961 Marchetti 211/85.3
4,335,872 6/1982 Caplis et al. 211/60.1 X
4,396,121 8/1983 Lemmon 206/566
4,850,658 7/1989 Sandor 312/225

[57] **CLAIM**

The ornamental design for a hair bow organizer, as shown
and described.

DESCRIPTION

FIG. 1 is a perspective view of a hair bow organizer showing
a first embodiment of my new design;
FIG. 2 is a top plan view of the hair bow organizer shown
in FIG. 1, the bottom plan view being the same;
FIG. 3 is a front elevational view of the hair bow organizer
shown in FIG. 1, the rear elevational view being the same;
FIG. 4 is a left side elevational view of the hair bow
organizer shown in FIG. 1;
FIG. 5 is a right side elevational view of the hair bow
organizer shown in FIG. 1;
FIG. 6 is a perspective view of a hair bow organizer showing
a second embodiment of my new design;
FIG. 7 is a top plan view of the hair bow organizer shown
in FIG. 6, the bottom plan view being the same;
FIG. 8 is a front elevational of the hair bow organizer shown
in FIG. 6, the rear elevational view being the same;
FIG. 9 is a left side elevational view of the hair bow
organizer shown in FIG. 6;

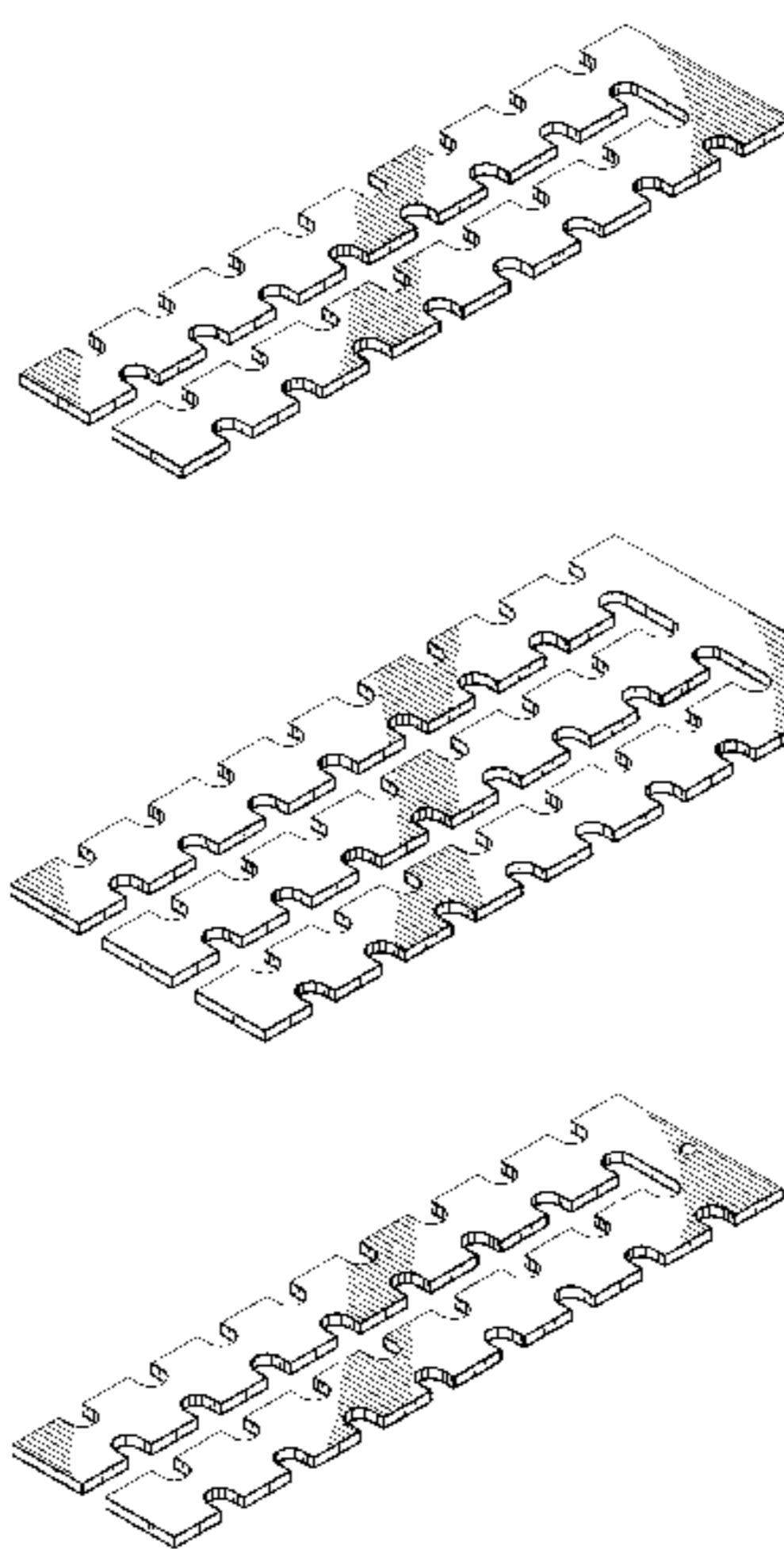


FIG. 10 is a right side elevational view of the hair bow organizer shown in FIG. 6;

FIG. 11 is a perspective view of a hair bow organizer showing a third embodiment of my new design;

FIG. 12 is a top plan view of the hair bow organizer shown in FIG. 11;

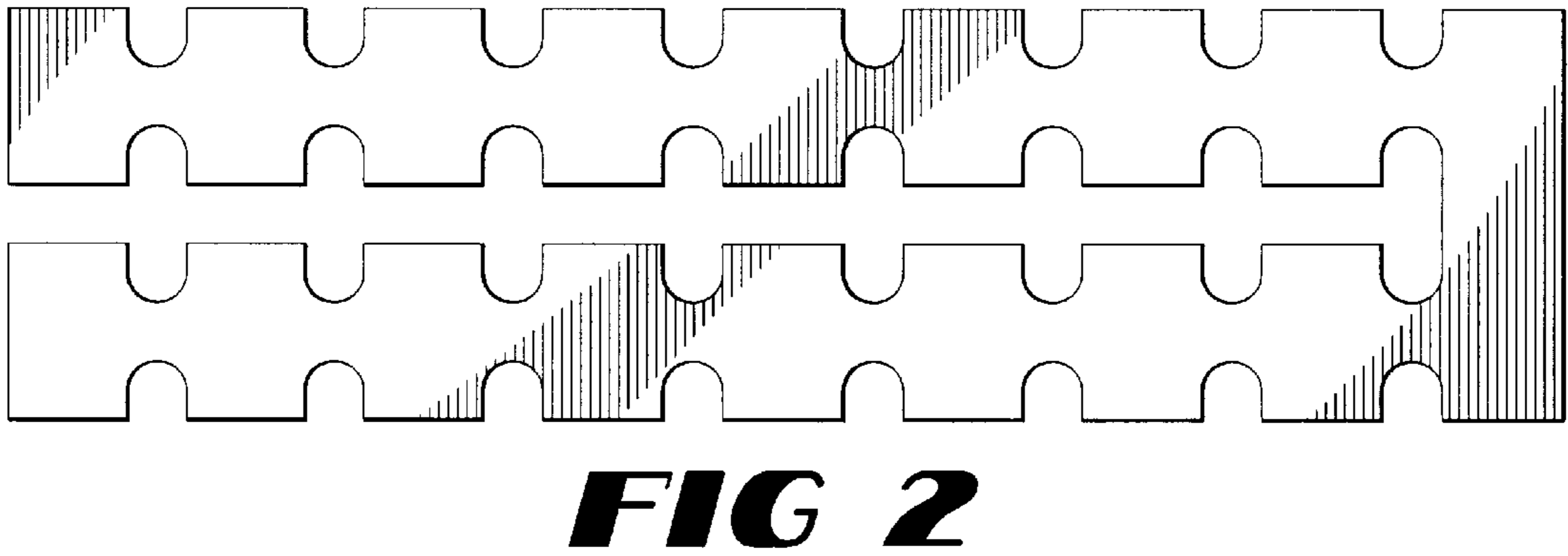
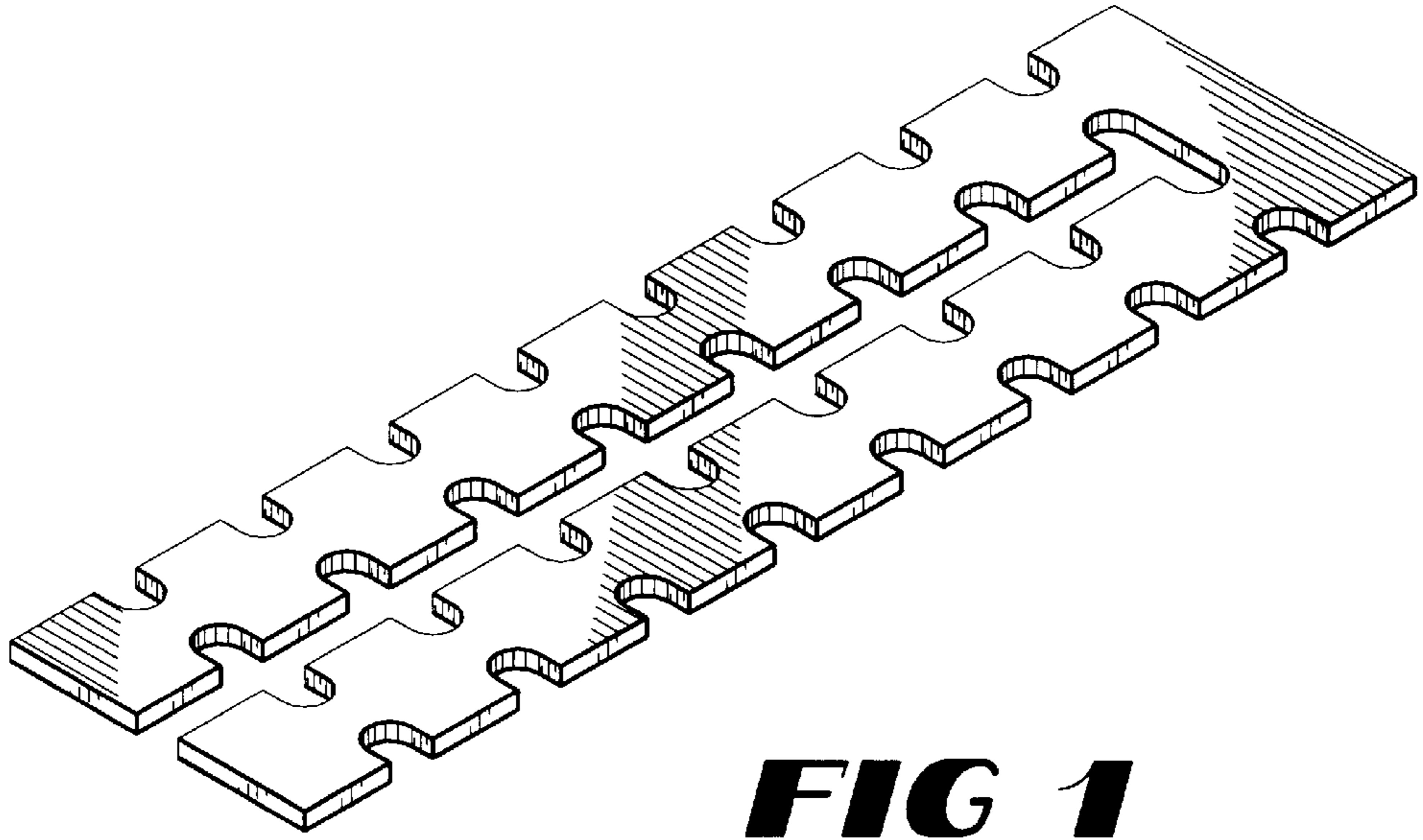
FIG. 13 is a bottom plan view of the hair bow organizer shown in FIG. 11;

FIG. 14 is a front elevational view of the hair bow organizer shown in FIG. 11, the rear elevational view being the same;

FIG. 15 is a left side elevational view the hair bow organizer shown in FIG. 11; and,

FIG. 16 is a right side elevational view of the hair bow organizer shown in FIG. 11.

1 Claim, 3 Drawing Sheets



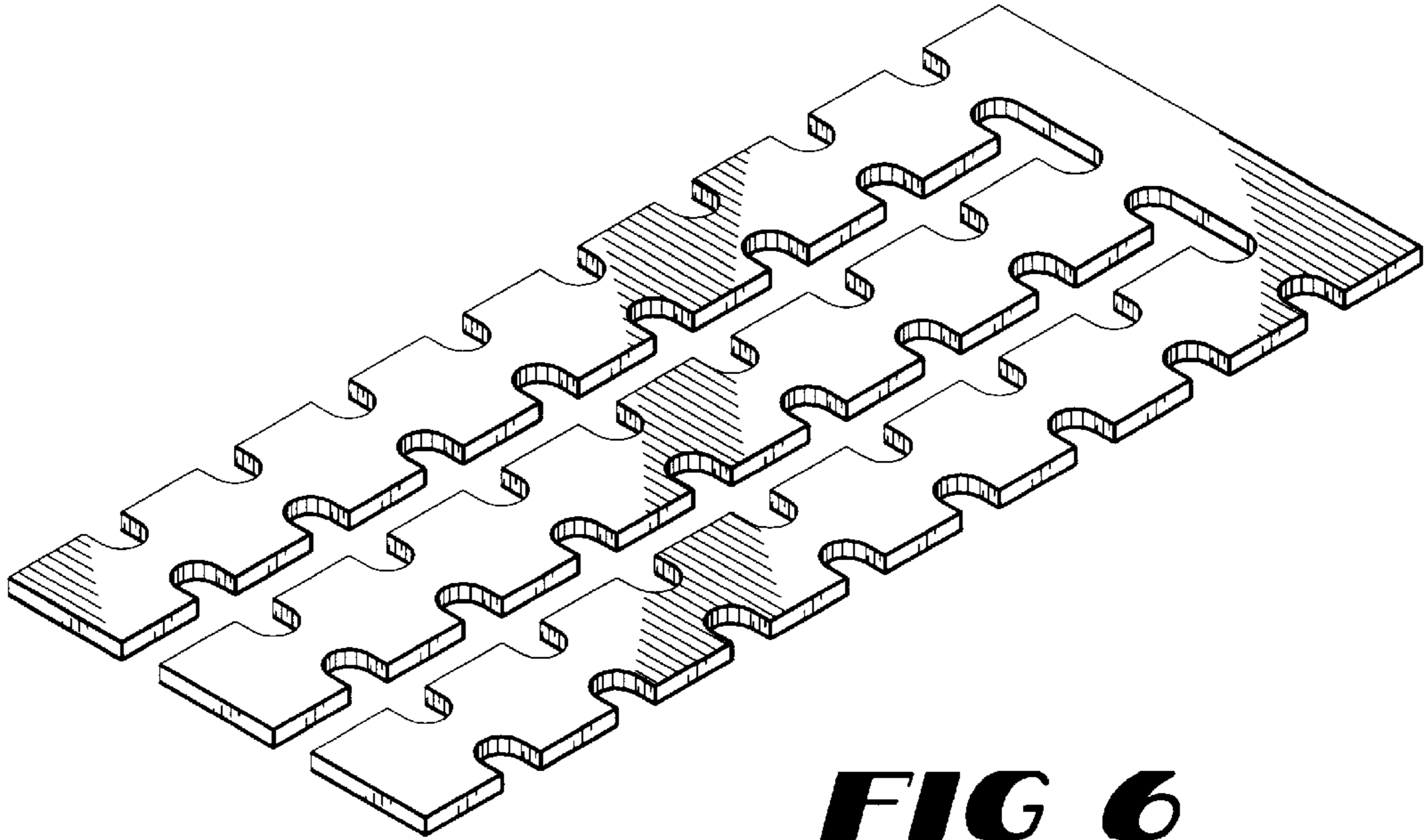


FIG 6

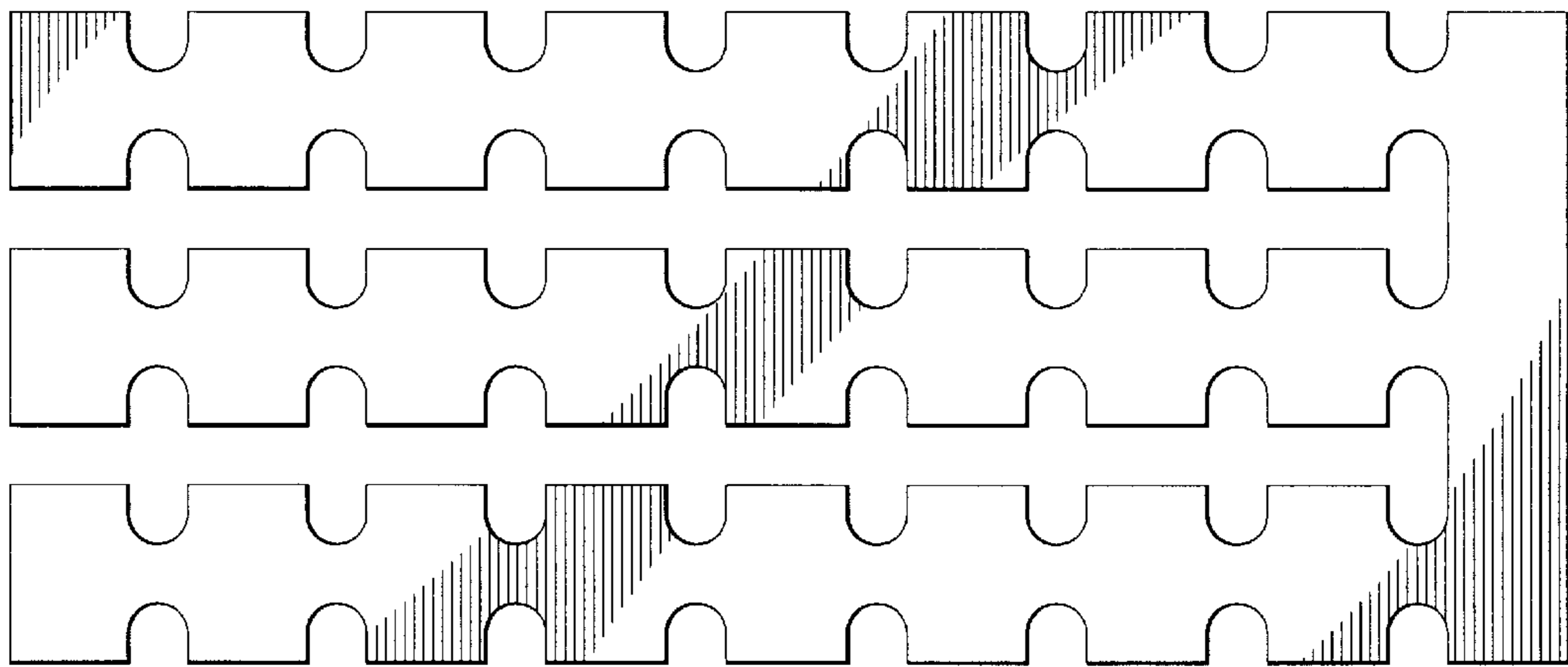


FIG 7




FIG 8



FIG 9




FIG 10

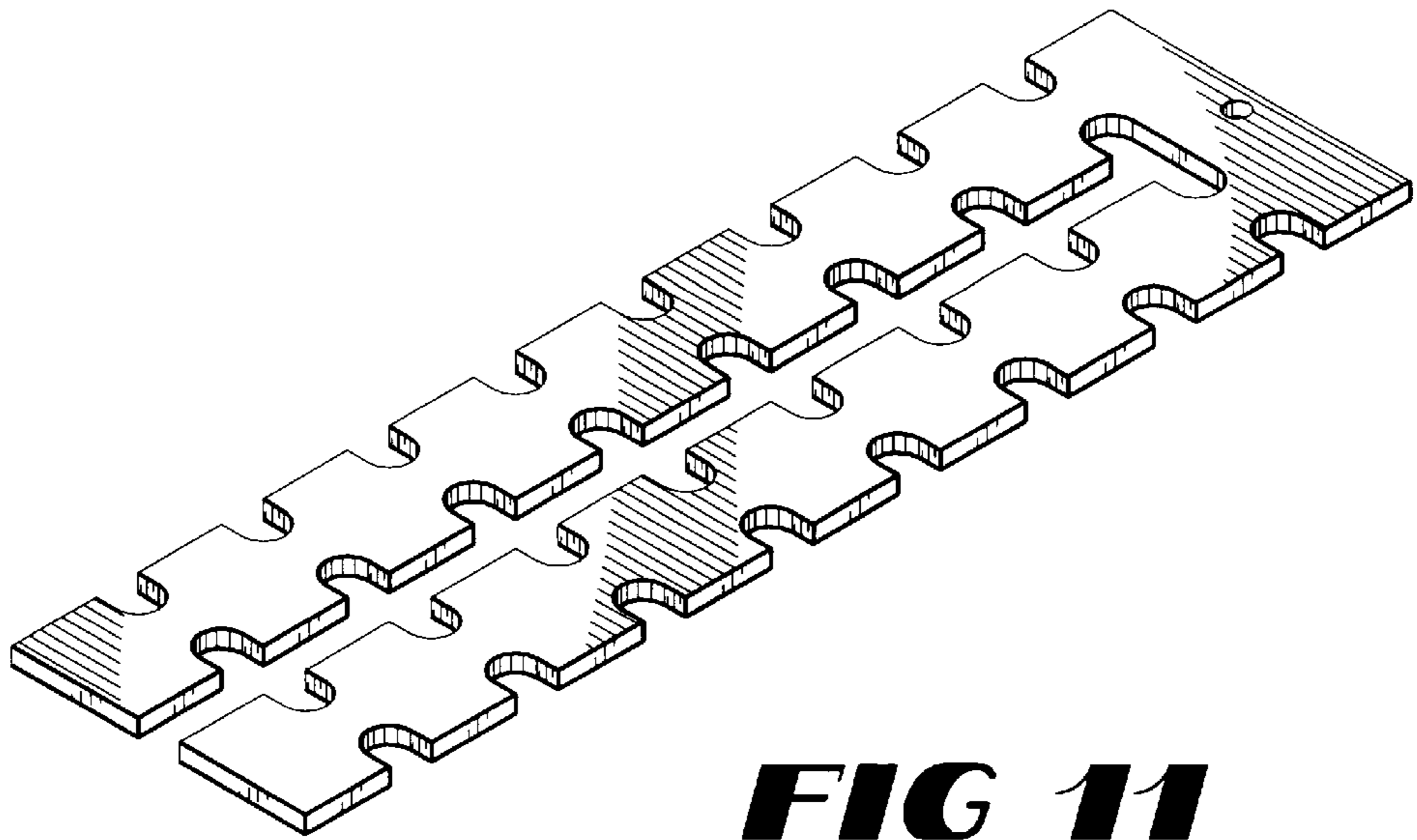


FIG 11

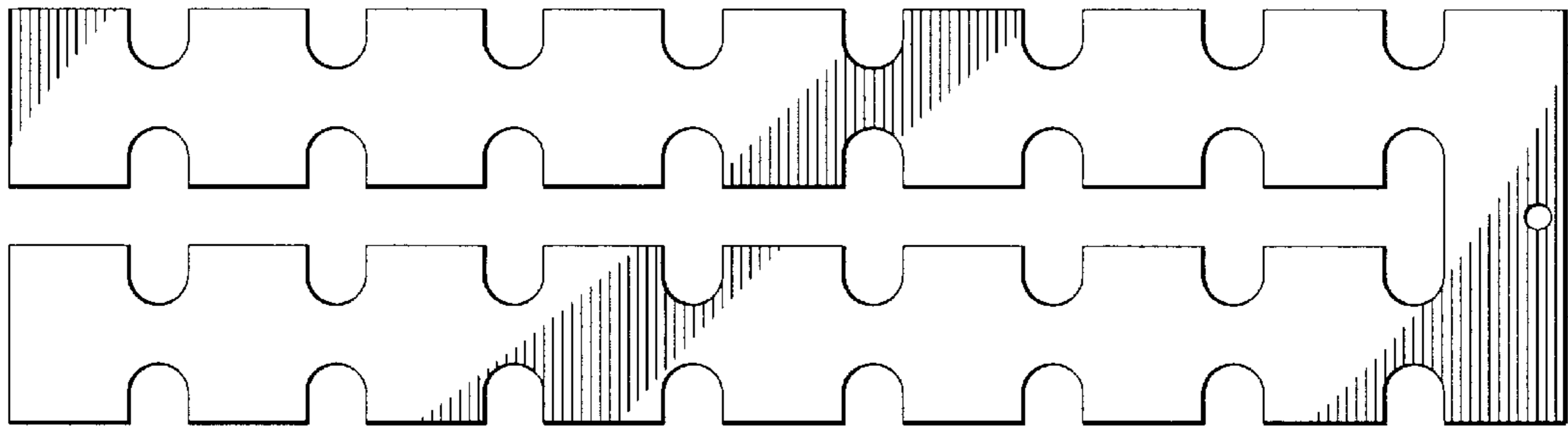


FIG 12

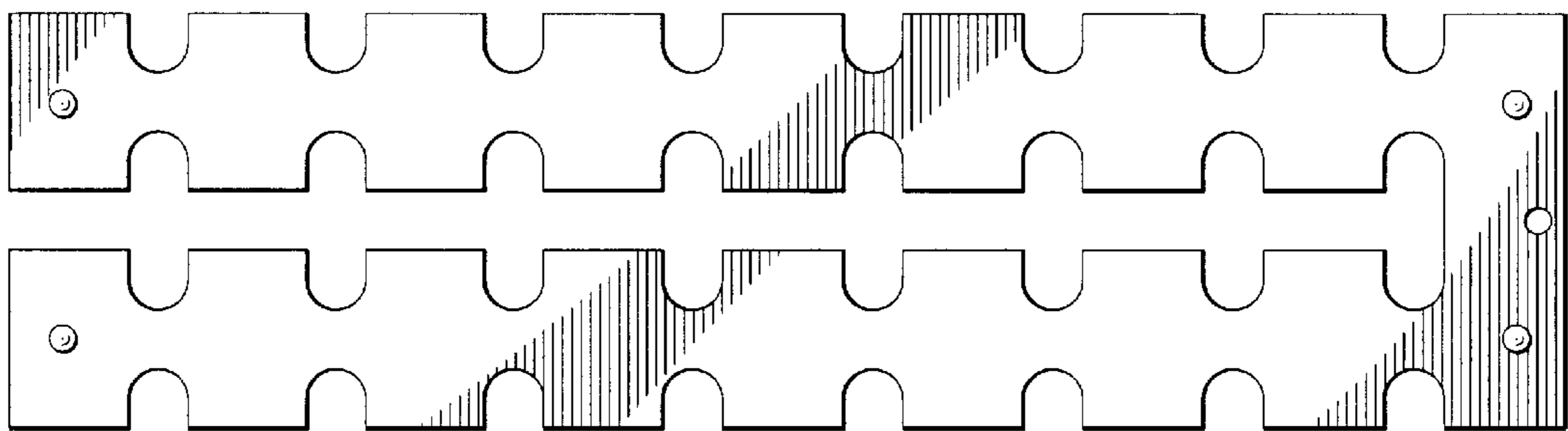


FIG 13

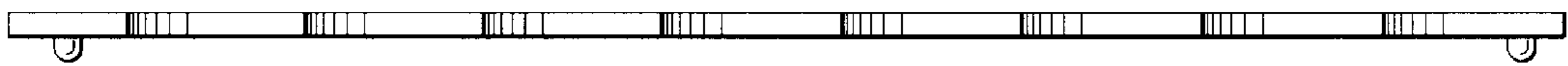


FIG 14



FIG 15

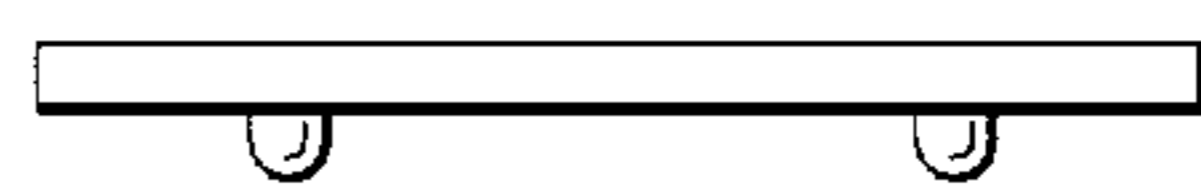


FIG 16