



US00D428517S

# United States Patent [19] De'Armond

[11] **Patent Number: Des. 428,517**

[45] **Date of Patent: \*\* Jul. 18, 2000**

[54] **GLASS LIGHT SHADE**

[75] Inventor: **Robert De'Armond**, Temecula, Calif.

[73] Assignee: **Minka Lighting, Inc.**, Corona, Calif.

[\*\*] Term: **14 Years**

[21] Appl. No.: **29/105,222**

[22] Filed: **May 20, 1999**

[51] **LOC (7) Cl. .... 26-05**

[52] **U.S. Cl. .... D26/134**

[58] **Field of Search** ..... D26/80, 81, 82,  
D26/83, 84, 85, 86, 87, 88, 89, 90, 128-136,  
404-408, 326, 327, 329, 330, 334, 335,  
338, 339, 340, 350, 351, 352

[56] **References Cited**

**U.S. PATENT DOCUMENTS**

D. 40,345	11/1909	Kappler	.....	D26/133
D. 40,706	5/1910	Perring	.....	D26/137
D. 42,631	6/1912	Kopp	.....	D26/124

*Primary Examiner*—Susan J. Lucas  
*Attorney, Agent, or Firm*—Jenkins & Gilchrist, P.C.

[57] **CLAIM**

The ornamental design for the glass light shade, as shown and described.

**DESCRIPTION**

FIG. 1 is a front side elevational view of the glass light shade in accordance with my design;

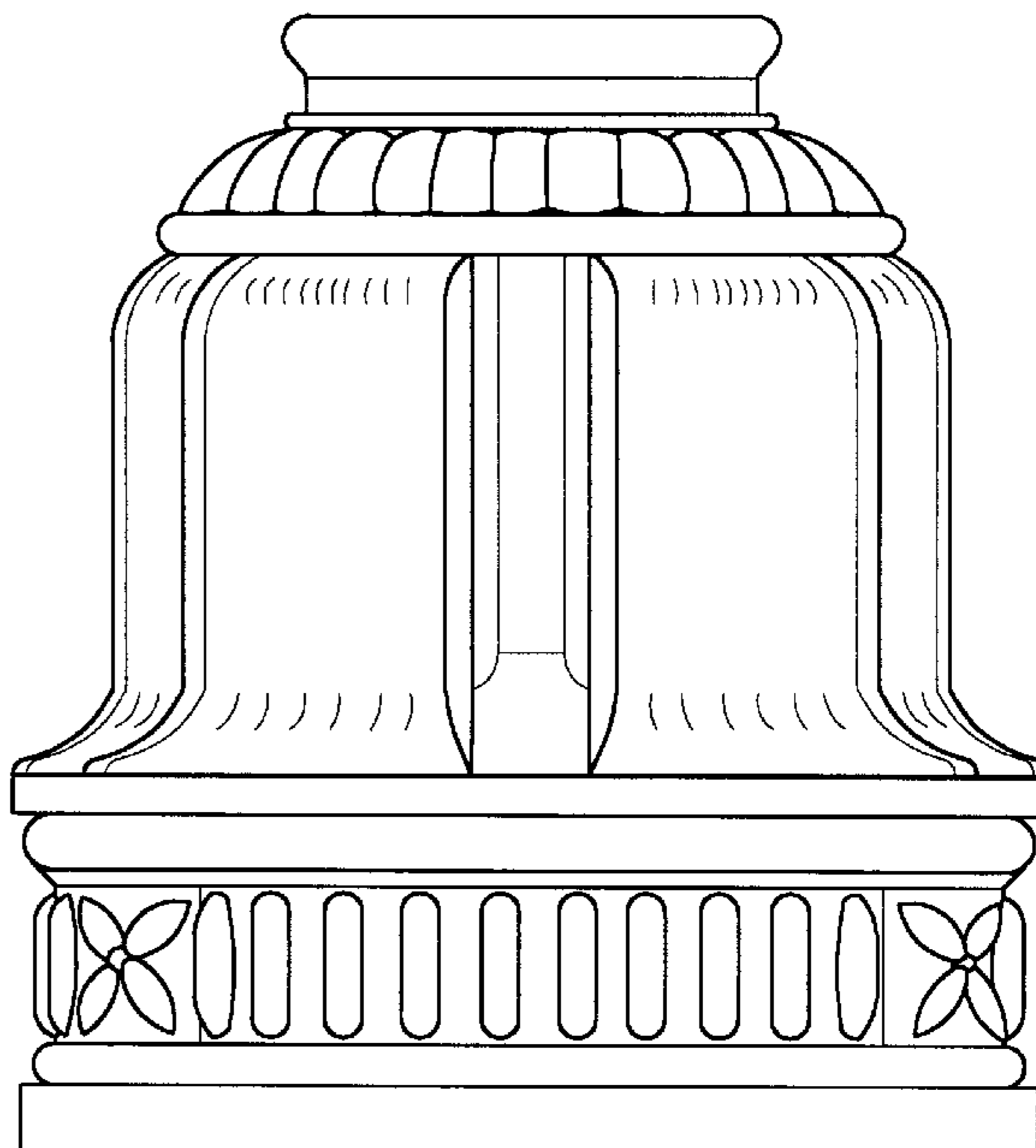

FIG. 2 is a rear side elevational view of the glass light shade in accordance with my design;

FIG. 3 is a top plan view of the glass light shade in accordance with my design, the front side being located at the top of the view; and,

FIG. 4 is a bottom plan view of the glass light shade in accordance with my design, the front side being located at the top of the view.

The sides of the glass light shade are mirror images of the front and rear.

**1 Claim, 2 Drawing Sheets**






FIG. 1




FIG. 2

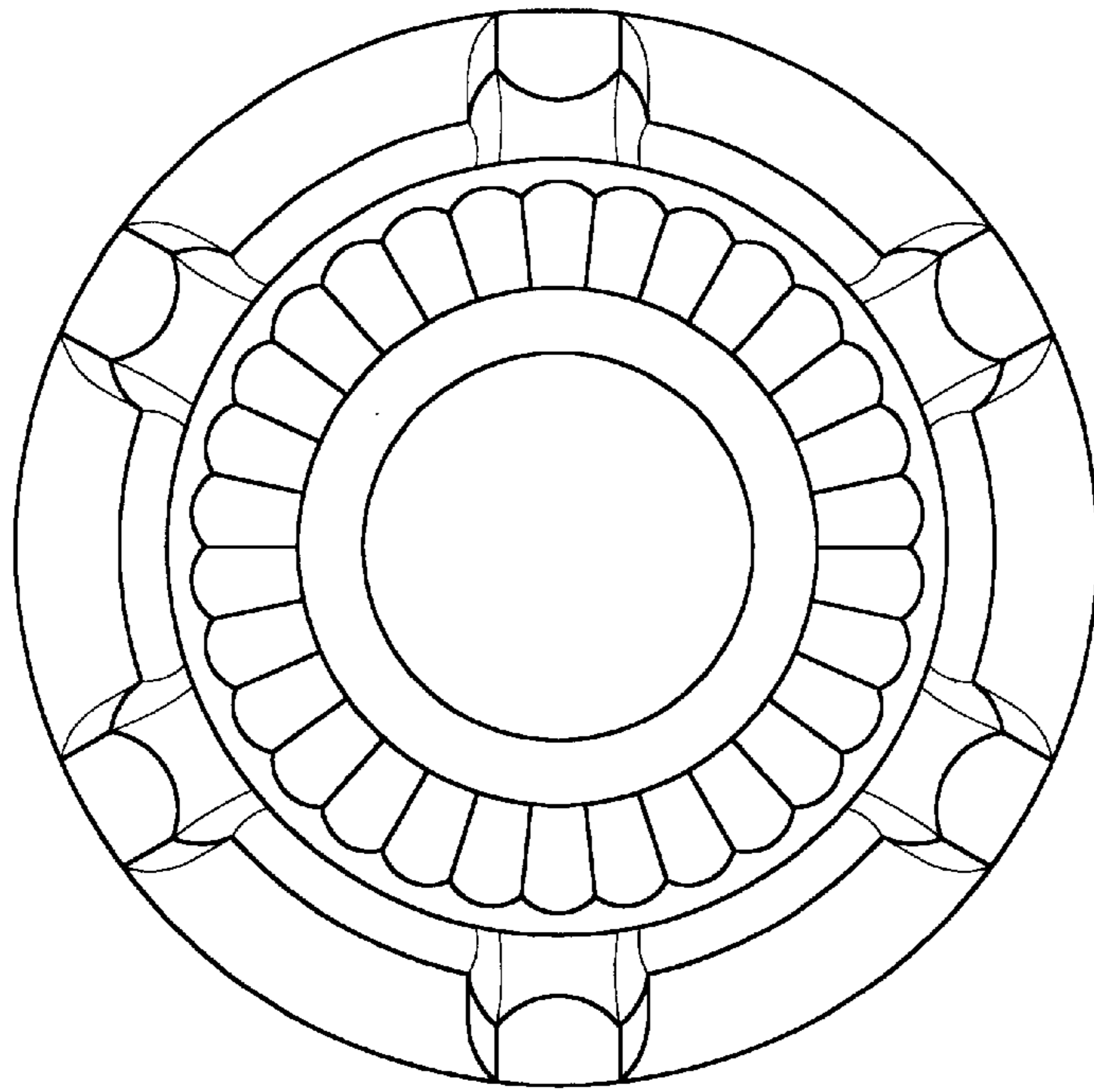


FIG. 3

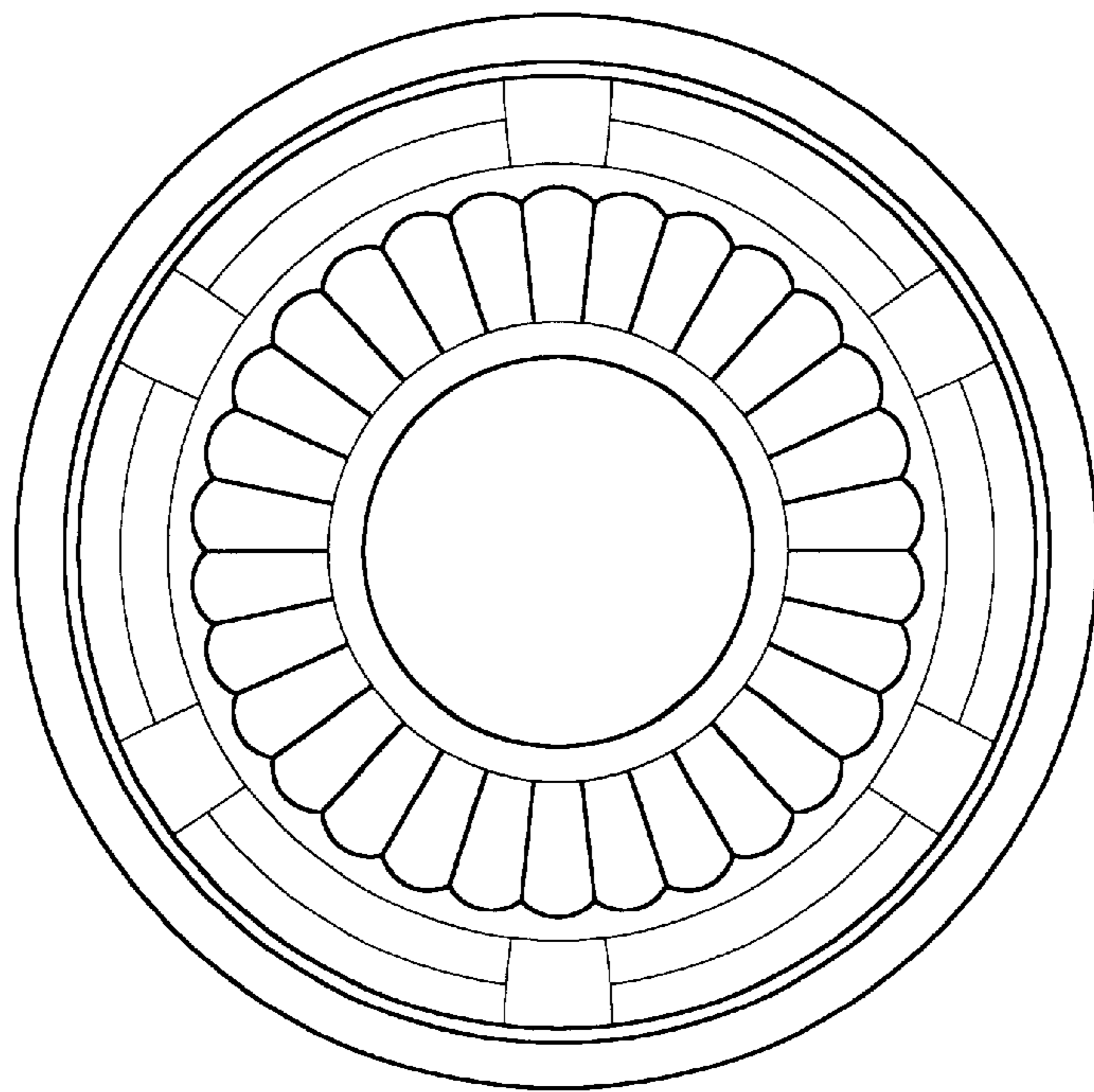


FIG. 4