



US00D428482S

# United States Patent [19]

Lee

[11] Patent Number: **Des. 428,482**

[45] Date of Patent: **\*\* Jul. 18, 2000**

[54] **COMBINED CEILING FAN AND LIGHT FIXTURE**

[76] Inventor: **Ching-Tan Lee**, No.52, Lane 480, Sec 2, Fenghsi Rd., Taichung Hsien, Taiwan

[\*\*] Term: **14 Years**

[21] Appl. No.: **29/113,567**

[22] Filed: **Nov. 9, 1999**

[51] **LOC (7) Cl.** ..... **23-04**

[52] **U.S. Cl.** ..... **D23/377; D26/59**

[58] **Field of Search** ..... **D23/377, 379, D23/385, 411, 413; 416/5; D26/59**

[56] **References Cited**

**U.S. PATENT DOCUMENTS**

D. 256,614	8/1980	Hoyt	.....	D23/411
D. 271,330	11/1983	Yung	.....	D23/411
D. 392,033	3/1998	Jaspers-Fayer	.....	D23/377
D. 400,977	11/1998	Davis, Jr.	.....	D23/411

D. 414,258 9/1999 Yao ..... D23/411

*Primary Examiner*—Lisa Lichtenstein  
*Attorney, Agent, or Firm*—Rosenberg, Klein & Lee



[57] **CLAIM**

The ornamental design for a combined ceiling fan and light fixture, as shown and described.

**DESCRIPTION**

FIG. 1 is a front-left-bottom perspective view of a combined ceiling fan and light fixture, showing my new design; FIG. 2 is a front elevational view thereof, on a reduced scale; FIG. 3 is a rear elevational view thereof, on a reduced scale; FIG. 4 is a left side elevational view thereof, on a reduced scale; FIG. 5 is a right side elevational view thereof, on a reduced scale; and FIG. 6 is a top plan view thereof, on a reduced scale; and FIG. 7 is a bottom plan view thereof, on a reduced scale.

**1 Claim, 5 Drawing Sheets**



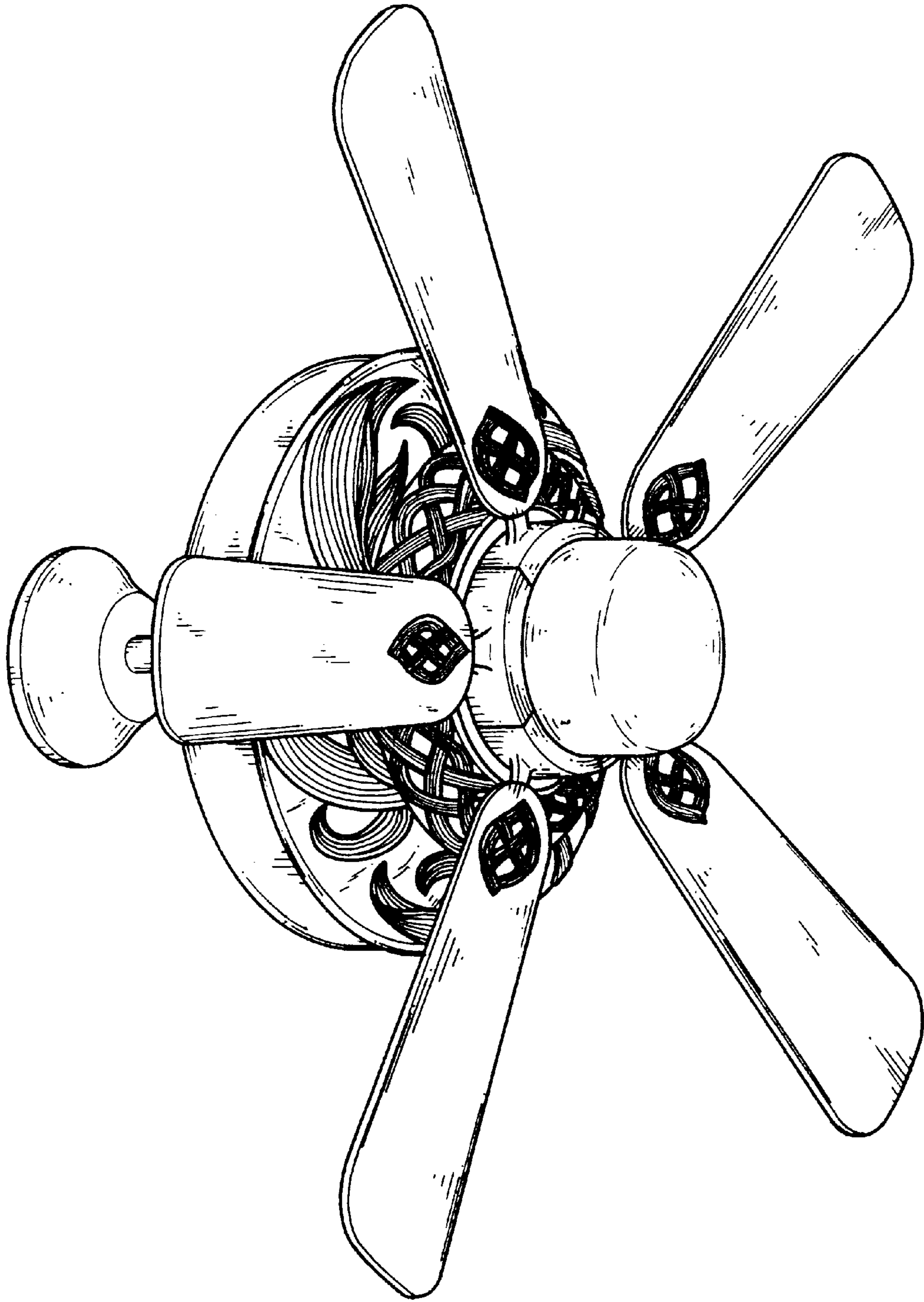


FIG. 1




FIG. 2




FIG. 3




FIG.5




FIG.4




FIG.6




FIG.7