



US00D428481S

United States Patent [19] Kaneko

[11] **Patent Number: Des. 428,481**

[45] **Date of Patent: ** Jul. 18, 2000**

[54] **AIR CONDITIONER**

[75] Inventor: **Takuji Kaneko**, Osaka, Japan

[73] Assignee: **Funai Electric Company, Limited**,
Osaka, Japan

[**] Term: **14 Years**

[21] Appl. No.: **29/108,534**

[22] Filed: **Jul. 30, 1999**

[30] **Foreign Application Priority Data**

Mar. 2, 1999 [JP] Japan 11-5290

[51] **LOC (7) Cl.** **23-04**

[52] **U.S. Cl.** **D23/353**

[58] **Field of Search** D23/351-354,
D23/333, 324, 325, 327, 335; 312/236;
62/277, 262, 263, 259.1

[56] **References Cited**

U.S. PATENT DOCUMENTS

D. 309,180 7/1990 Moritani D23/353

D. 368,306 3/1996 Marino et al. D23/353
D. 380,819 7/1997 Choi D23/353
D. 394,098 5/1998 Cho D23/353
5,415,011 5/1995 Gilmore et al. 62/262

Primary Examiner—D. J. Bullock
Attorney, Agent, or Firm—Sughrue, Mion, Zinn Macpeak &
Seas, PLLC

[57] **CLAIM**

The ornamental design for an air conditioner, as shown.

DESCRIPTION

FIG. 1 is a perspective view of the top, front and left side of an air conditioner showing my new design; FIG. 2 is a front elevational view thereof; FIG. 3 is a rear elevational view thereof; FIG. 4 is a left side elevational view thereof; FIG. 5 is a right side elevational view thereof; FIG. 6 is a top plan view thereof; and, FIG. 7 is a bottom plan view thereof.

1 Claim, 7 Drawing Sheets




FIG. 1




FIG. 2




FIG. 3




FIG. 4




FIG. 5




FIG. 6




FIG. 7

