



US00D428459S

United States Patent [19]

Broz et al.

[11] **Patent Number: Des. 428,459**

[45] **Date of Patent: ** Jul. 18, 2000**

[54] **SURFBOARD**

[76] Inventors: **William F. Broz**, 25 Laguna Pl., Belmont Shore, Calif. 90803; **Gary Young**, R.R. 2 Box 3913, Paha, Hi. 96778

[**] Term: **14 Years**

[21] Appl. No.: **29/091,510**

[22] Filed: **Jul. 31, 1998**

(Under 37 CFR 1.47)

[51] **LOC (7) Cl.** **21-02**

[52] **U.S. Cl.** **D21/769; D21/801**

[58] **Field of Search** D21/769, 770, D21/760, 801, 803; 441/65, 66, 67, 74, 79, 129; 472/128, 129; 482/56; 280/14.2, 608, 609

[56] **References Cited**

U.S. PATENT DOCUMENTS

D. 209,797 1/1968 Looney D21/760

D. 221,262 7/1971 Marshall D21/769
D. 323,691 2/1992 Olson D21/760
D. 345,323 3/1994 Stimpson D11/157
5,238,434 8/1993 Moran 441/74

Primary Examiner—Kay H. Chin
Attorney, Agent, or Firm—John J. Murphey

[57] **CLAIM**

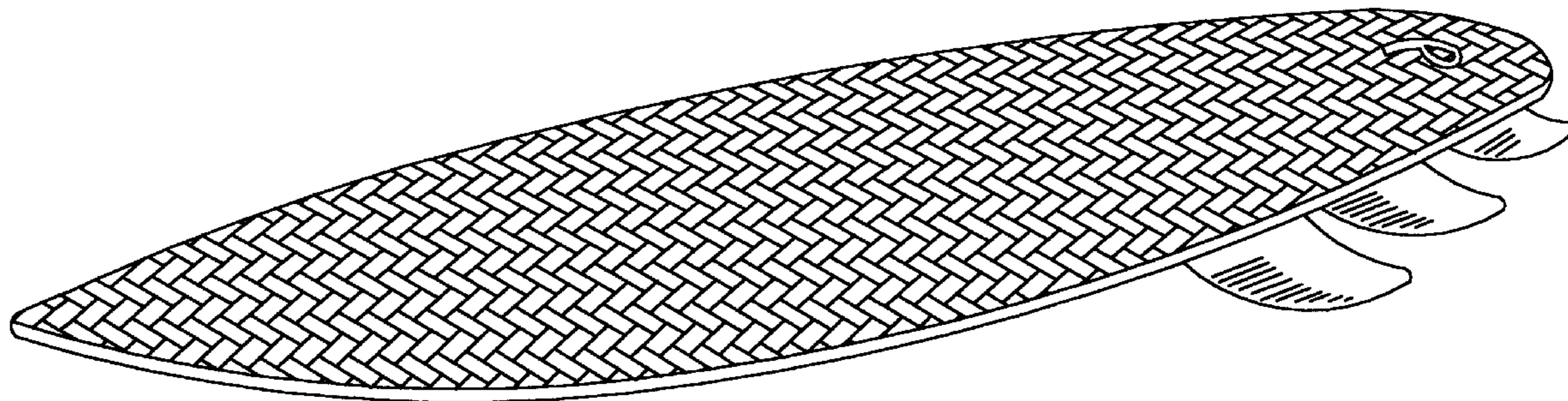
The ornamental design for a surfboard, as shown and described.

DESCRIPTION

FIG. 1 is a top plan view of a surfboard showing my new design;
FIG. 2 is a bottom plan view thereof;
FIG. 3 is a side elevational view thereof;
FIG. 4 is a front elevational view thereof;
FIG. 5 is a rear elevational view thereof; and,
FIG. 6 is a top perspective view thereof.

The lines shown on the surfboard are a graphic pattern on the surfboard.

1 Claim, 2 Drawing Sheets






Fig. 1




Fig. 2




Fig. 3

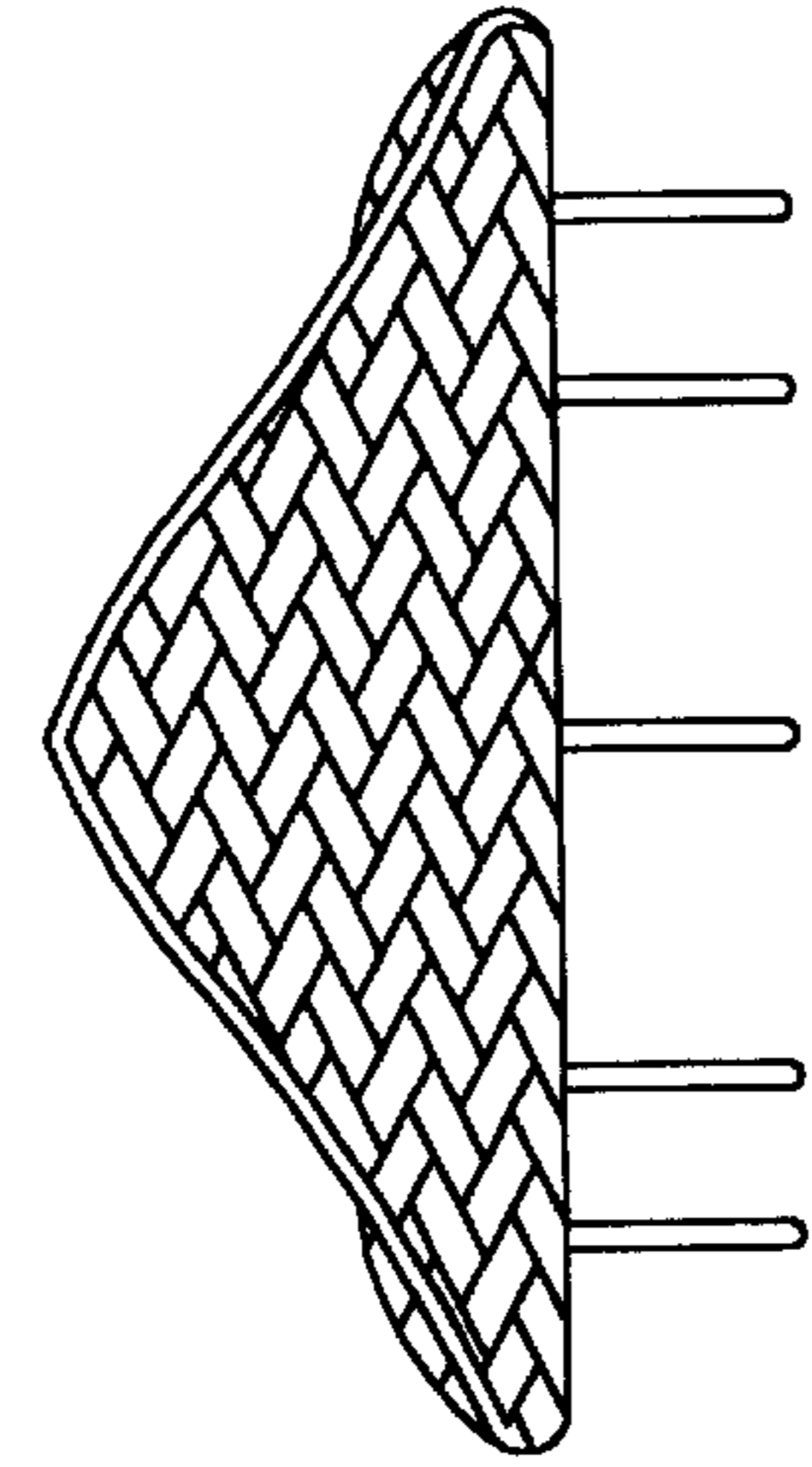


Fig. 4

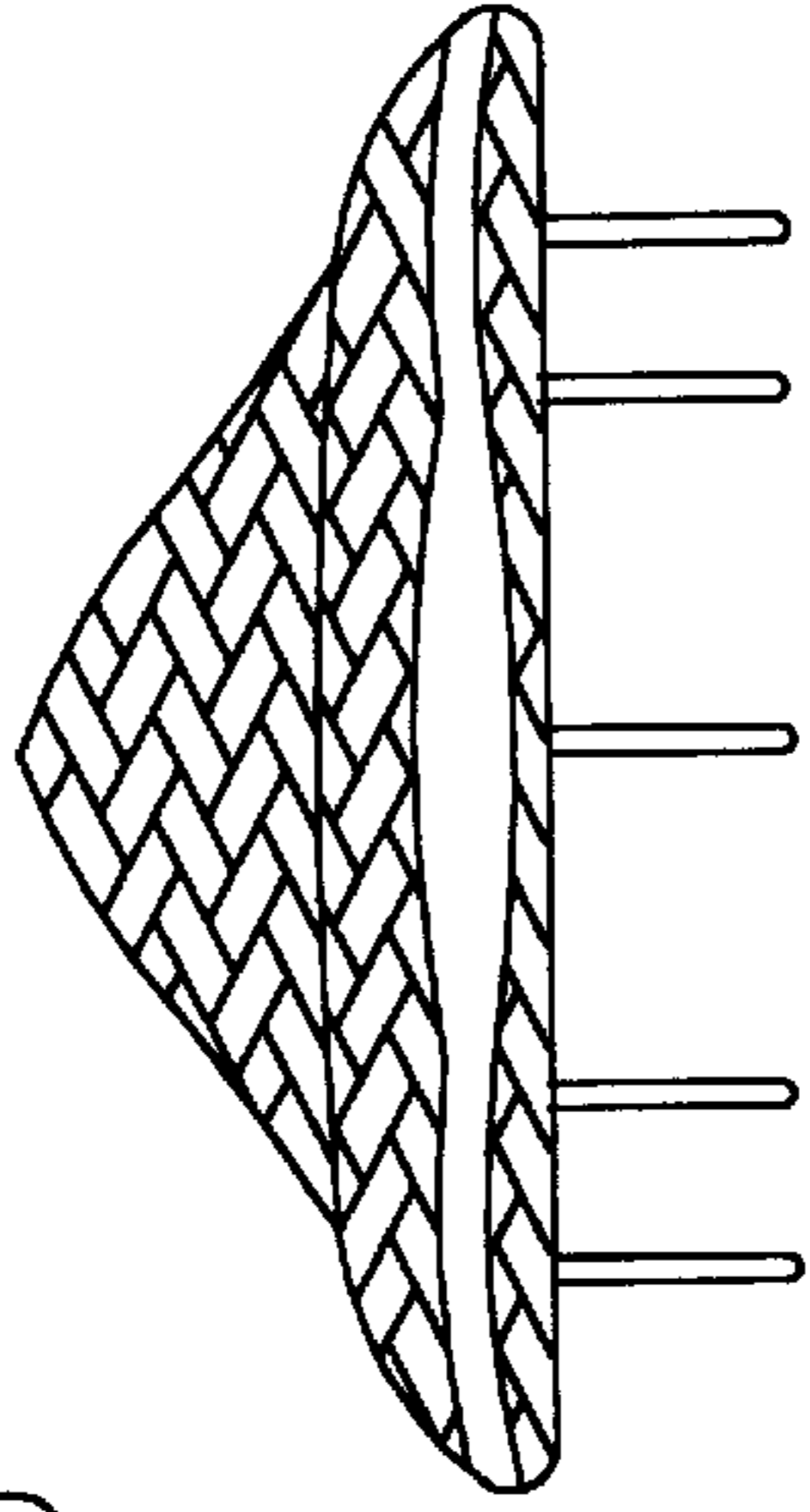


Fig. 5

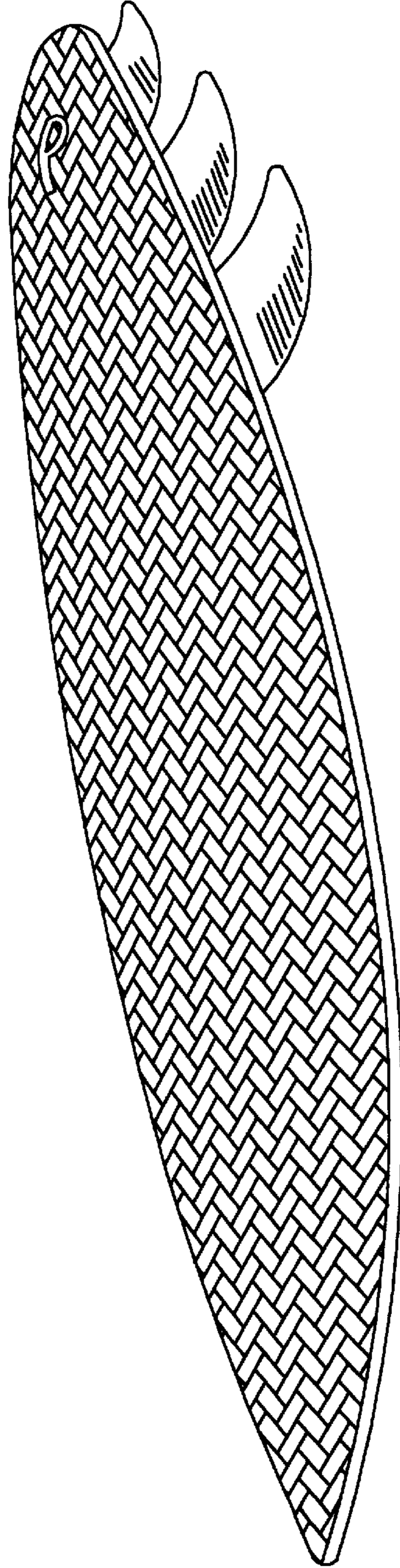


Fig. 6