



US00D428455S

United States Patent [19]

Sandoval

[11] **Patent Number: Des. 428,455**

[45] **Date of Patent: ** Jul. 18, 2000**

[54] **REVOLVING WEIGHT LIFTING BAR**

[76] Inventor: **Martin Sandoval**, 22213 Ibex Ave.,
Hawaiian Gardens, Calif. 90716

[**] Term: **14 Years**

[21] Appl. No.: **29/110,199**

[22] Filed: **Sep. 1, 1999**

[51] **LOC (7) Cl. 21-02**

[52] **U.S. Cl. D21/681; D21/679**

[58] **Field of Search D21/662, 679,
D21/680, 681, 682, 684; 482/92, 105, 106,
107, 108**

[56] **References Cited**

U.S. PATENT DOCUMENTS

D. 261,788	11/1981	Burns	D21/682
D. 287,526	12/1986	Brockett et al.	D21/681
D. 397,174	8/1998	Sandoval	D21/681
D. 409,696	5/1999	Sandoval	D21/681
D. 418,558	1/2000	Sandoval	D21/681

2,722,419	11/1955	Tarapczynski	482/106
4,288,073	9/1981	Petrachonis et al.	482/106
4,531,729	7/1985	Wrinkle	482/106
4,605,222	8/1986	Shannon	482/106
5,221,244	6/1993	Doss	482/106

Primary Examiner—Philip S. Hyder

[57] **CLAIM**

The ornamental design for a revolving weight lifting bar, as shown and described.

DESCRIPTION

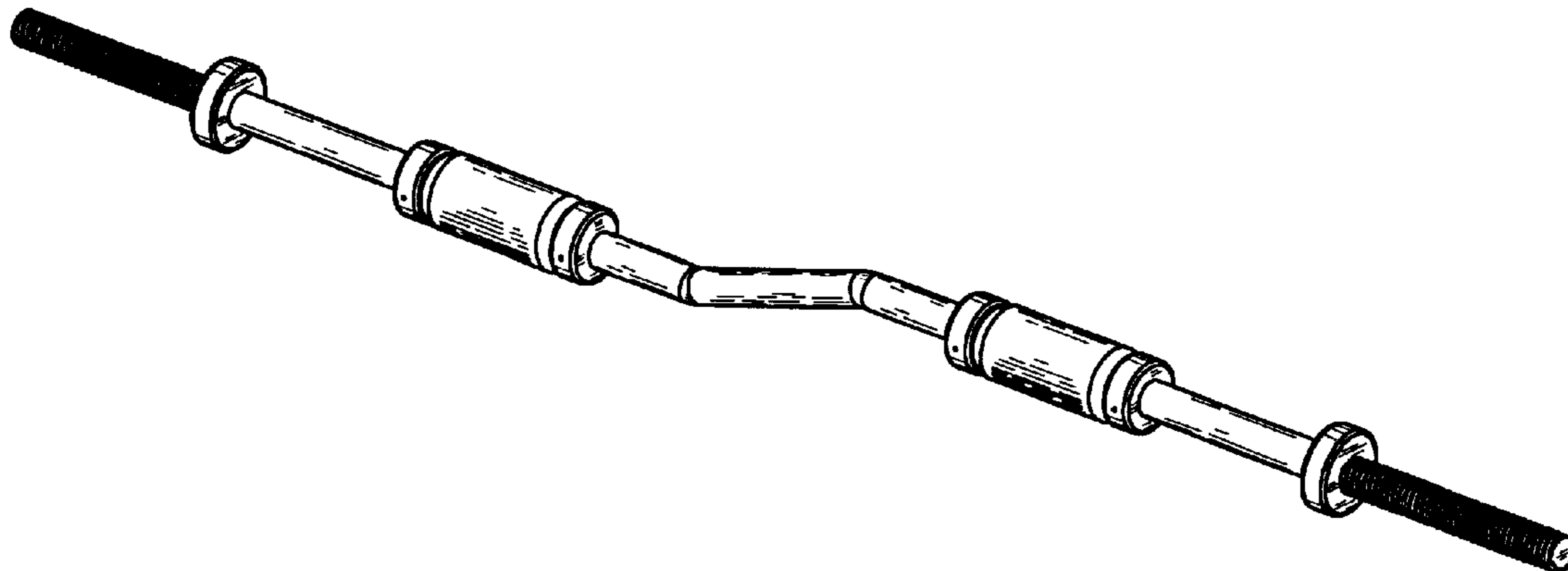
FIG. 1 is a front, top and right side perspective view showing my new design.

FIG. 2 is a right side view thereof, the left side being an inverted mirror image.

FIG. 3 is a top view thereof, the bottom view being a mirror image; and,

FIG. 4 is a front view thereof, the rear view being a mirror image.

1 Claim, 1 Drawing Sheet



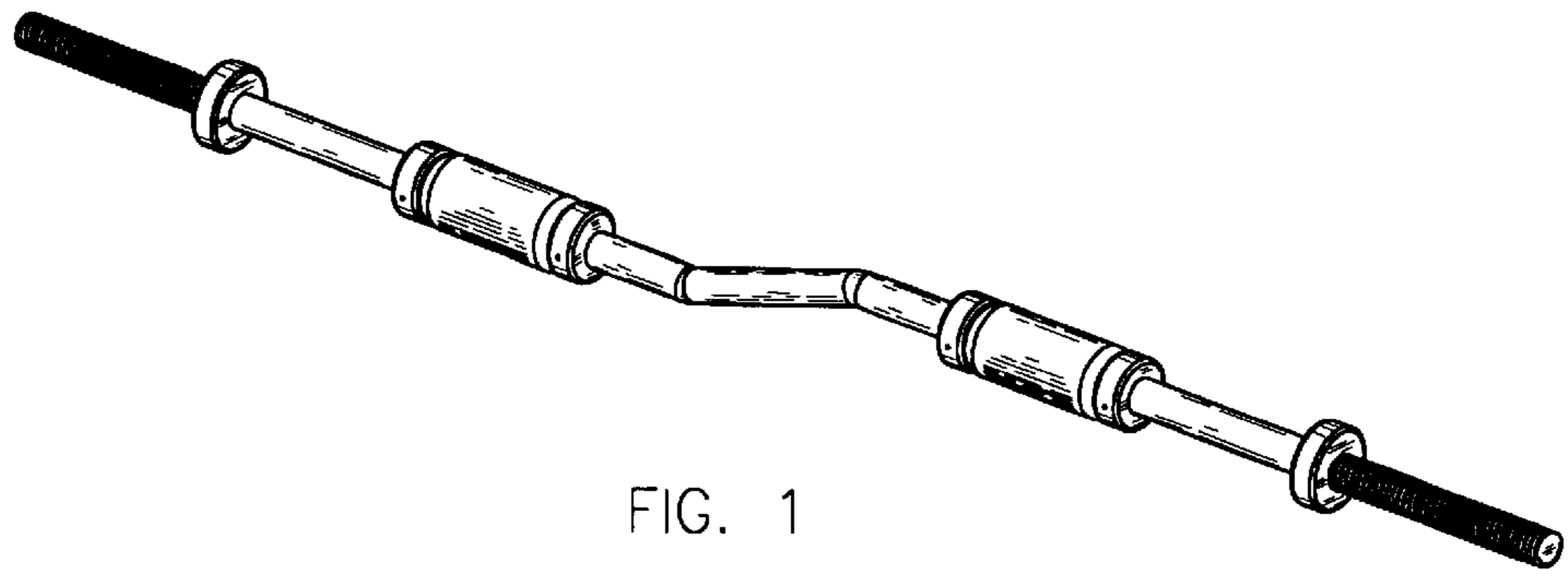


FIG. 1



FIG. 3



FIG. 2




FIG. 4