



US00D428446S

United States Patent [19]

[11] **Patent Number: Des. 428,446**

Thomas

[45] **Date of Patent: ** Jul. 18, 2000**

[54] **GAME APPARATUS**

[75] Inventor: **James David Thomas**, Loughborough, United Kingdom

[73] Assignee: **Thomas Estates Limited**, Leicestershire, United Kingdom

[**] Term: **14 Years**

[21] Appl. No.: **29/107,677**

[22] Filed: **Jul. 9, 1999**

[30] **Foreign Application Priority Data**

Jan. 11, 1999 [GB] United Kingdom 2080302

[51] **LOC (7) Cl.** **21-01**

[52] **U.S. Cl.** **D21/325**

[58] **Field of Search** D21/324, 325, D21/328; 463/1, 2, 5, 6, 36-38, 46, 47, 49-53, 13-17; 345/156, 418, 419; 74/471 XY; 273/148 B

[56] **References Cited**

U.S. PATENT DOCUMENTS

- D. 327,508 6/1992 Mirando et al. D21/325
- D. 351,866 10/1994 Freels et al. D21/325

- D. 382,915 8/1997 Yang D21/327
- 5,411,257 5/1995 Fulton 463/13
- 5,591,081 1/1997 Suzuki 463/17
- 5,820,460 10/1998 Fulon 463/13
- 5,851,147 12/1998 Stupak et al. 463/13
- 5,967,897 10/1999 Tohyama 463/36

FOREIGN PATENT DOCUMENTS

- 0 070 679 A2 1/1983 European Pat. Off. .
- 2 239 547 7/1991 United Kingdom .

Primary Examiner—Prabhakar Deshmukh
Attorney, Agent, or Firm—Charles R. Cypher; James R. Cypher


[57] **CLAIM**

The ornamental design for a game apparatus, as shown and described.

DESCRIPTION

FIG. 1 is a front elevation view of the game apparatus showing my new design; FIG. 2 is a side elevation view thereof; and, FIG. 3 is a top plan view thereof. The broken lines are shown for illustrative purpose only and forms no part of the claimed design.

1 Claim, 1 Drawing Sheet



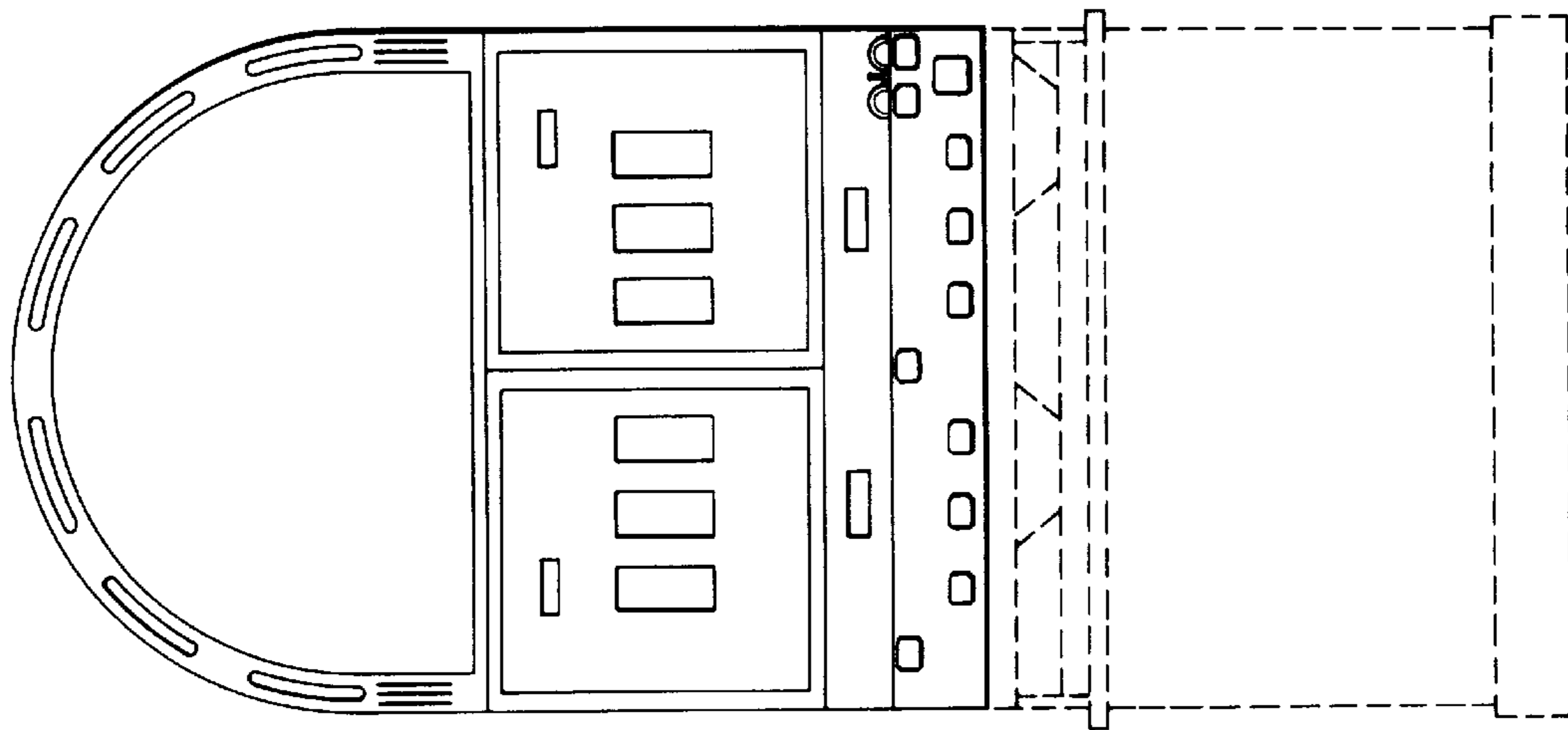


FIG. 1

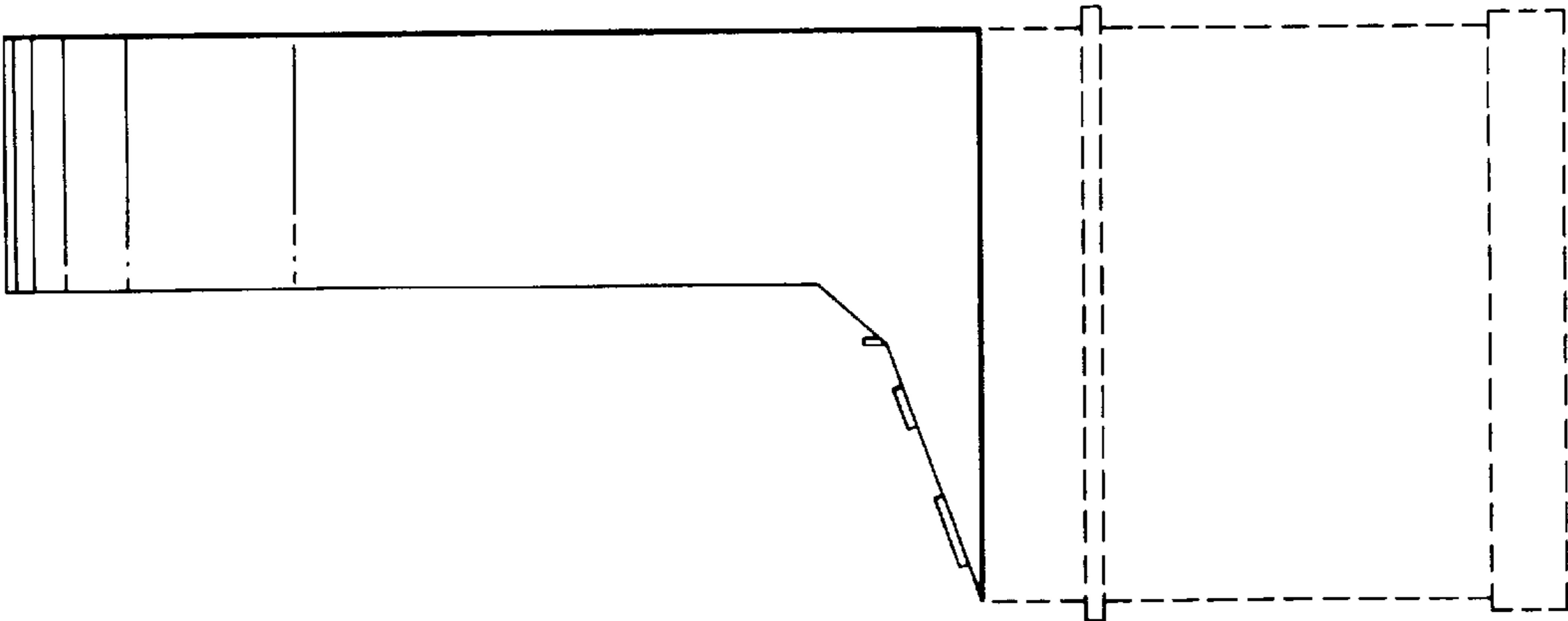


FIG. 2

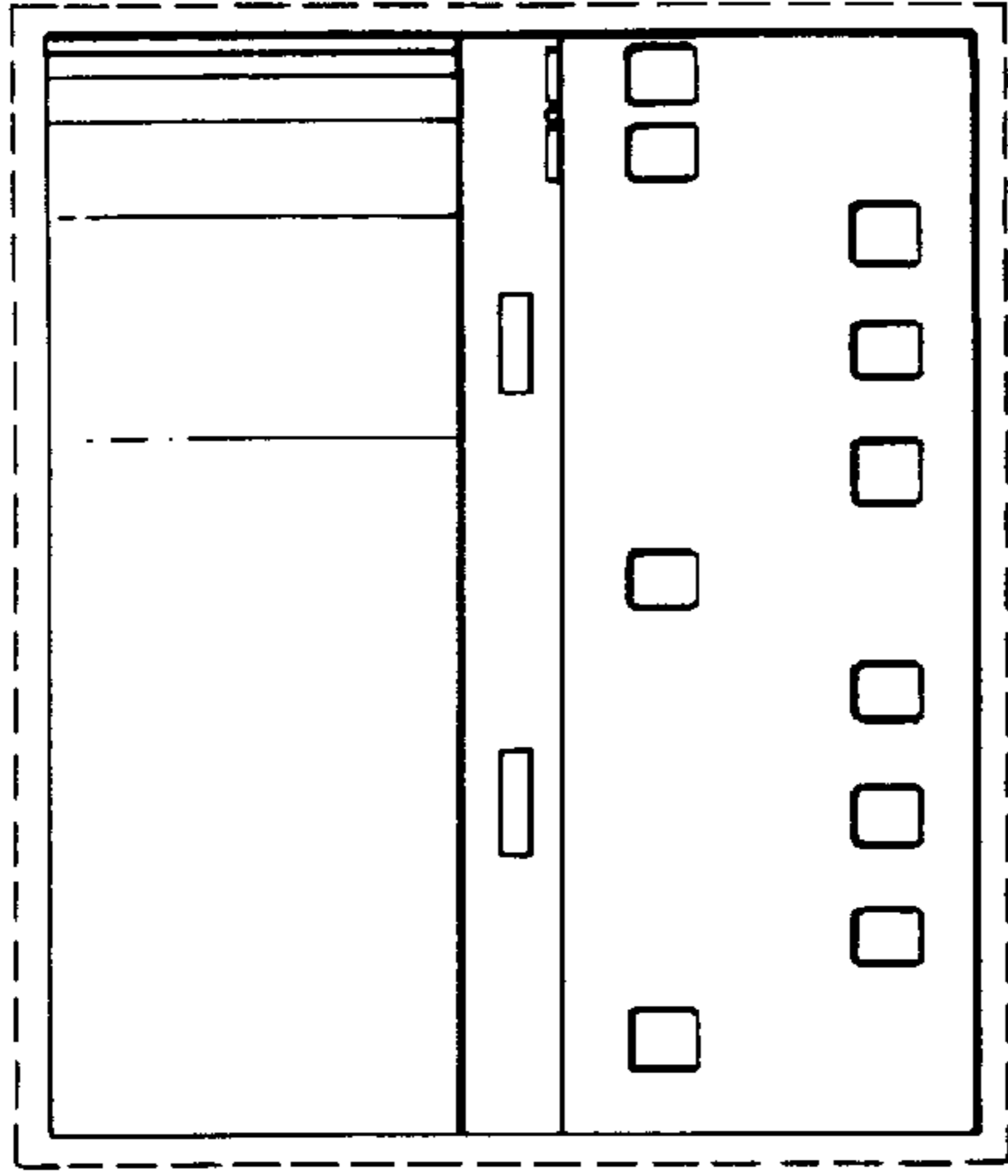


FIG. 3