



US00D428445S

# United States Patent [19] Hickmott

[11] **Patent Number: Des. 428,445**  
[45] **Date of Patent: \*\* Jul. 18, 2000**

[54] **PLANT TAG**  
[75] Inventor: **Robert C. Hickmott**, Lansing, Mich.  
[73] Assignee: **The John Henry Company**, Lansing, Mich.  
[\*\*] Term: **14 Years**  
[21] Appl. No.: **29/101,997**  
[22] Filed: **Mar. 16, 1999**  
[51] **LOC (7) Cl. .... 19-08**  
[52] **U.S. Cl. .... D20/22; D8/1**  
[58] **Field of Search ..... D20/10, 22, 26, D20/27, 40, 41; D8/1; 40/299.01, 584, 606, 607, 645**

502281 6/1991 France .  
2656944 7/1991 France .  
12908 6/1893 United Kingdom .  
24078 3/1910 United Kingdom .  
9317412 9/1993 WIPO .

*Primary Examiner*—Susan J. Lucas  
*Assistant Examiner*—Jennifer Rivard  
*Attorney, Agent, or Firm*—Price, Heneveld, Cooper, DeWitt & Litton

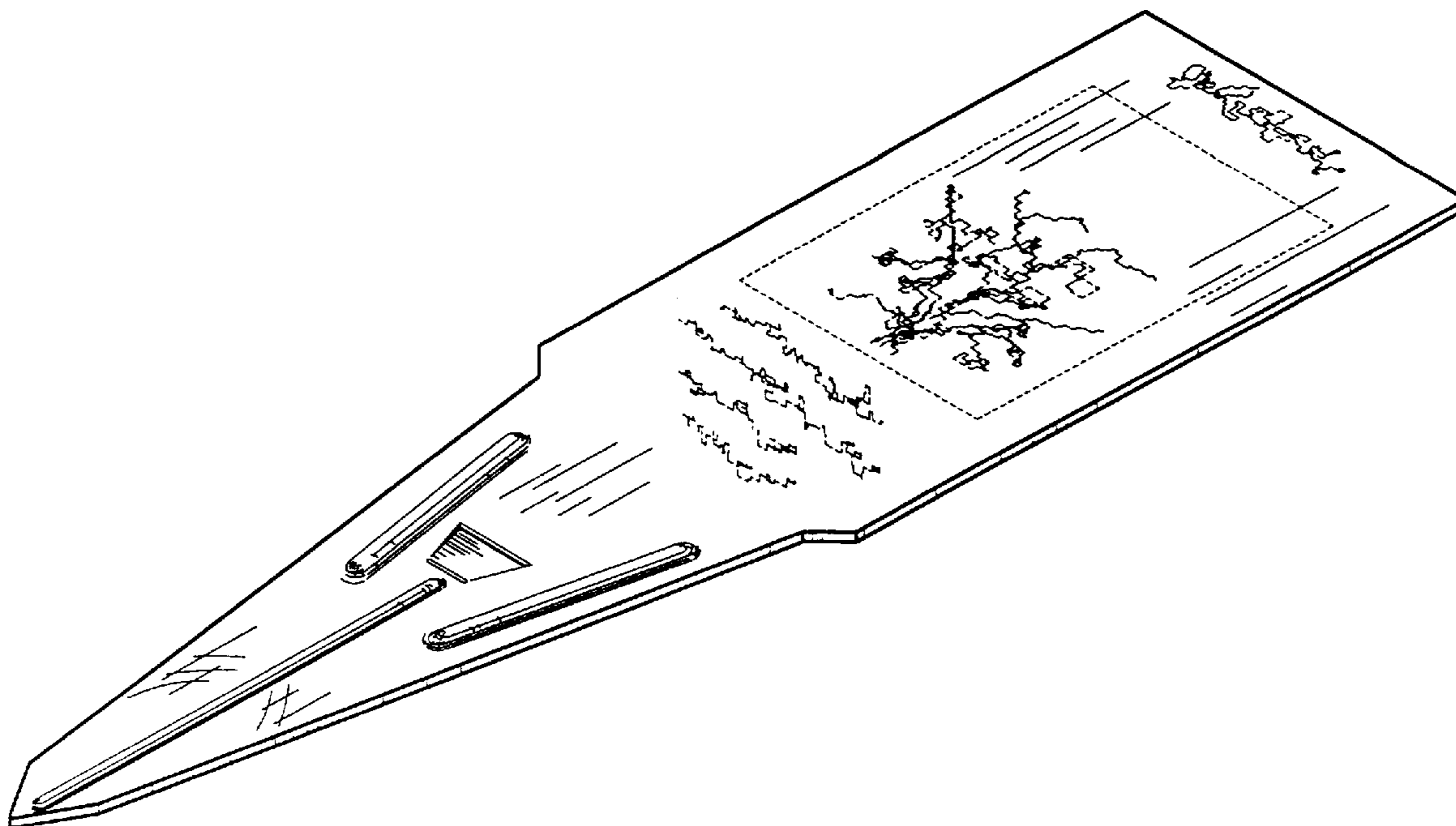
[56] **References Cited**  
**U.S. PATENT DOCUMENTS**  
D. 243,509 3/1977 Wheeler .  
D. 253,389 11/1979 South, Jr. .  
D. 306,043 2/1990 Hickmott ..... D20/27  
D. 314,493 2/1991 Keane .  
D. 361,094 8/1995 Calkins et al. .... D20/26  
D. 381,694 7/1997 Morgan ..... D20/22  
D. 402,863 12/1998 Hickmott .  
4,027,410 6/1977 Wheeler .  
4,079,530 3/1978 Atherton et al. .... 40/645  
4,196,533 4/1980 Kamphausen ..... 40/645  
4,972,616 11/1990 Doll .  
5,575,107 11/1996 Doerr .

[57] **CLAIM**  
I claim the ornamental design for a plant tag, as shown and described.

**FOREIGN PATENT DOCUMENTS**  
521038 1/1953 France .

**DESCRIPTION**  
FIG. 1 is a perspective view of the plant tag embodying the present invention;  
FIG. 2 is a front elevational view of the tag shown in FIG. 1;  
FIG. 3 is a rear elevational view of the tag shown in FIG. 1;  
FIG. 4 is an enlarged top plan view of the tag shown in FIGS. 1-3;  
FIG. 5 is an enlarged bottom plan view of the tag shown in FIGS. 1-3; and,  
FIG. 6 is an enlarged right-side elevational view of the tag shown in FIGS. 1-5, the left side elevational view is a mirror image.  
The broken lines are shown for illustrative purposes only and form no part of the claimed design.

**1 Claim, 2 Drawing Sheets**



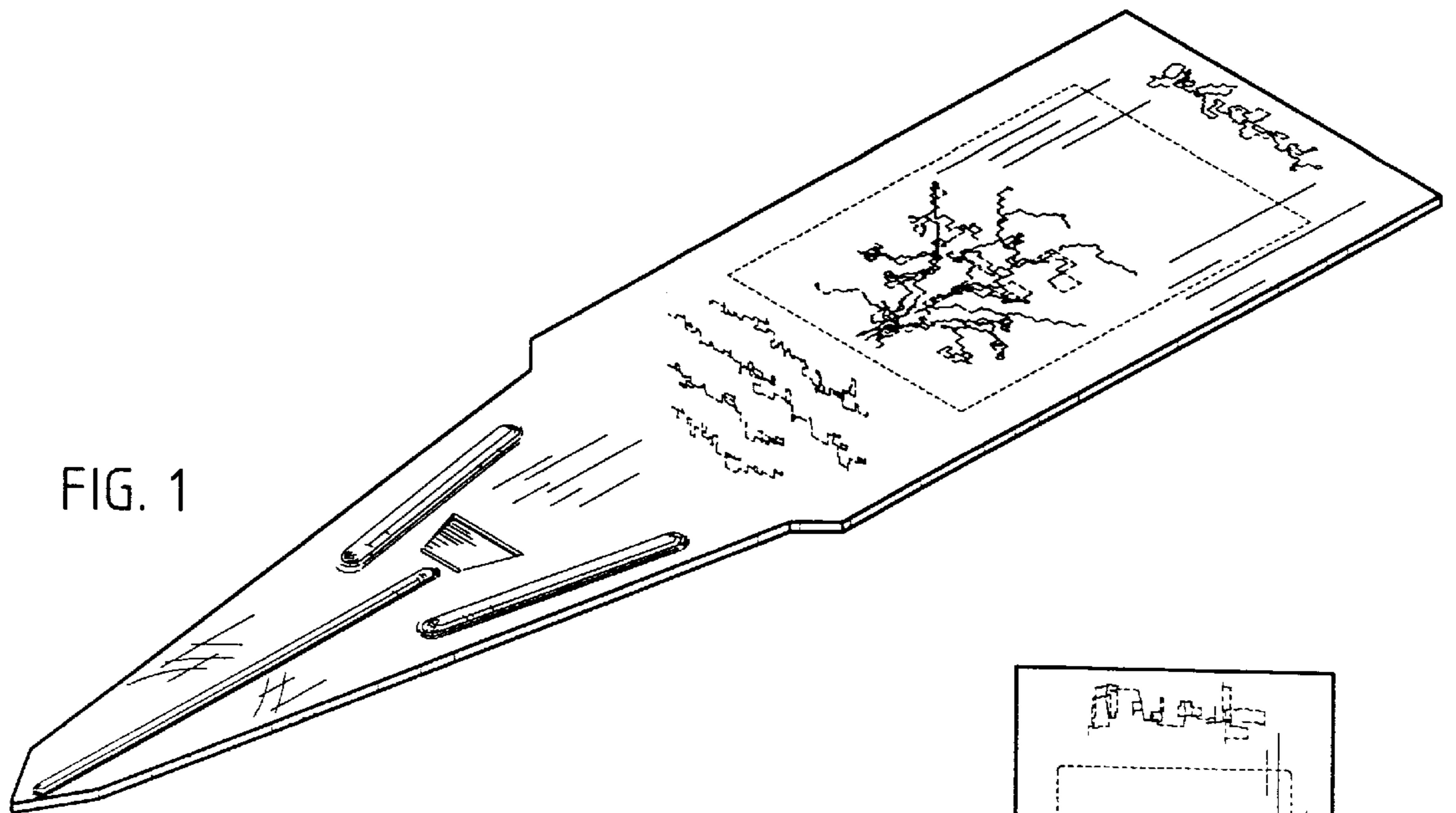


FIG. 1

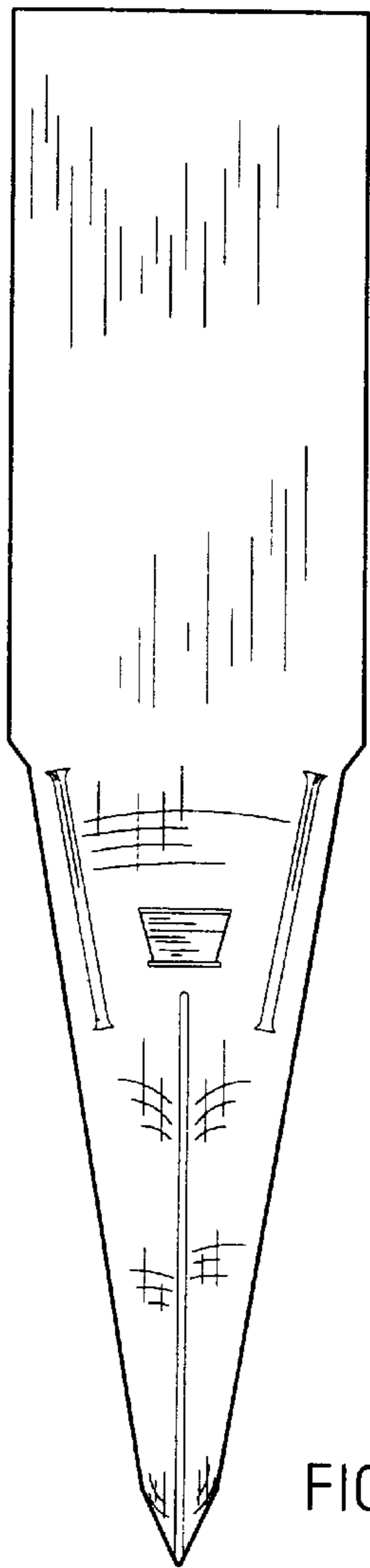


FIG. 2

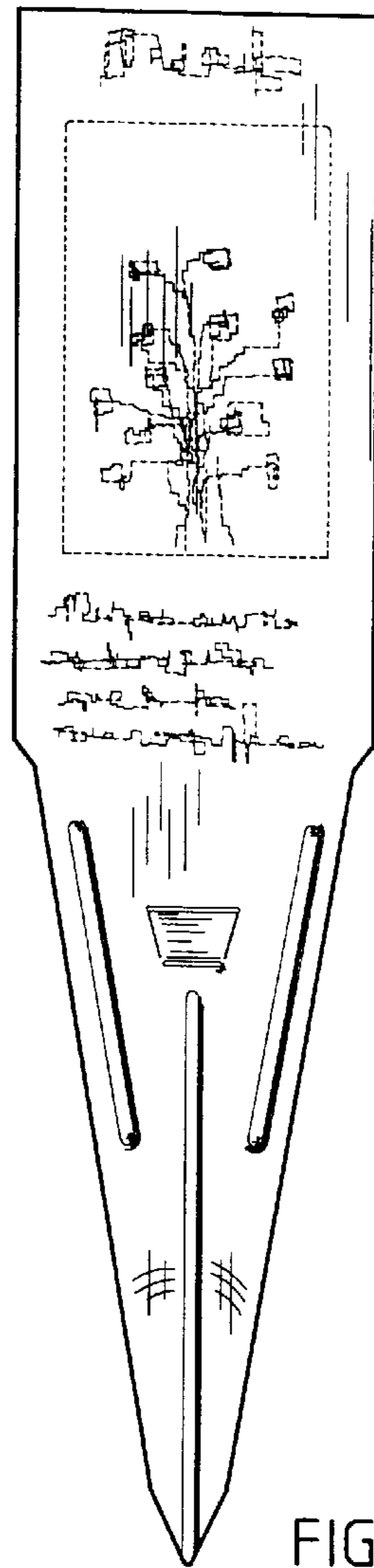


FIG. 3

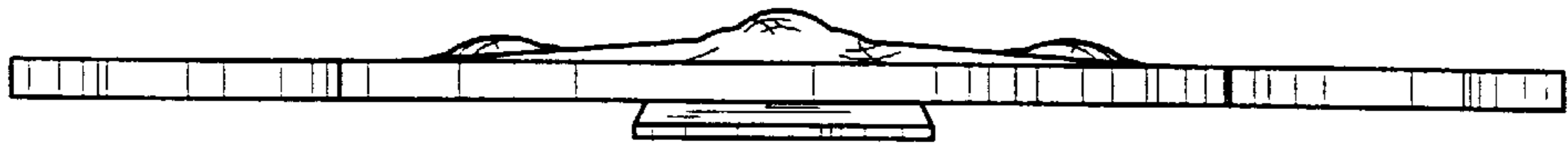


FIG. 4



FIG. 5

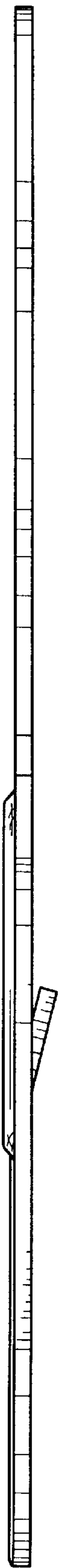


FIG. 6