



US00D428437S

# United States Patent [19]

Hmelar et al.

[11] Patent Number: Des. 428,437

[45] Date of Patent: \*\* Jul. 18, 2000

[54] FLUID CONTAINER

[75] Inventors: Susan M. Hmelar, Berlin, Germany; Stephen G. Brown, Vancouver, Wash.; David M. Thorpe; Jan Hippen, both of Portland, Oreg.; Glen E. Schmidt, Corvallis, Oreg.

[73] Assignee: Hewlett-Packard Company, Palo Alto, Calif.

[\*\*] Term: 14 Years

[21] Appl. No.: 29/100,079

[22] Filed: Feb. 3, 1999

### Related U.S. Application Data

[60] Continuation of application No. 29/088,448, May 22, 1998, Pat. No. Des. 415,790, which is a division of application No. 29/055,382, Jun. 5, 1996, Pat. No. Des. 416,573.

[51] LOC (7) Cl. .... 18-02

[52] U.S. Cl. .... D18/56; 347/86

[58] Field of Search .... D18/56; 347/86, 347/87

### [56] References Cited

#### U.S. PATENT DOCUMENTS

D. 368,275	3/1996	Sakurai et al. ....	D18/56
D. 375,756	11/1996	Murray et al. ....	D18/56
D. 378,660	4/1997	Ota et al. ....	D9/417
D. 391,986	3/1998	Steinmetz et al. ....	D18/56
D. 411,568	6/1999	Steinmetz et al. ....	D18/56
4,131,899	12/1978	Christou .	
4,551,734	11/1985	Causley et al. .	
4,568,954	2/1986	Rosback .	
4,959,667	9/1990	Kaplinsky .	
5,216,452	6/1993	Suzuki .	
5,477,963	12/1995	Mochizuki et al. .	
5,541,631	7/1996	Hashimoto .....	347/86
5,583,545	12/1996	Pawlowski, Jr. et al. ....	347/86
5,629,728	5/1997	Karita et al. ....	347/87
5,646,664	7/1997	Pawlowski, Jr. ....	347/86
5,734,401	3/1998	Clark et al. ....	347/86
5,777,646	7/1998	Barinaga et al. ....	347/86
5,784,087	7/1998	Wallace et al. ....	347/85

5,825,387	10/1998	Cowger et al. ....	347/86
5,844,579	12/1998	Barinaga et al. ....	347/86
5,852,459	12/1998	Pawlowski, Jr. et al. ....	347/86
5,856,839	1/1999	Aukstikalnis et al. ....	347/86
5,856,840	1/1999	Barinaga et al. ....	347/86
5,860,363	1/1999	Childers et al. ....	347/86
5,900,896	5/1999	Barinaga et al. ....	347/86

### FOREIGN PATENT DOCUMENTS

9170151	8/1991	Australia .
560266-A2	9/1993	European Pat. Off. .
60-219061A	11/1985	Japan .
62-261451	11/1987	Japan .
2-514A	1/1990	Japan .
2-243351A	9/1990	Japan .
3-184873A	8/1991	Japan .
3-248848A	11/1991	Japan .
6-218941A	8/1994	Japan .

Primary Examiner—Cathy Anne MacCormac  
Attorney, Agent, or Firm—Raymond A. Jencki

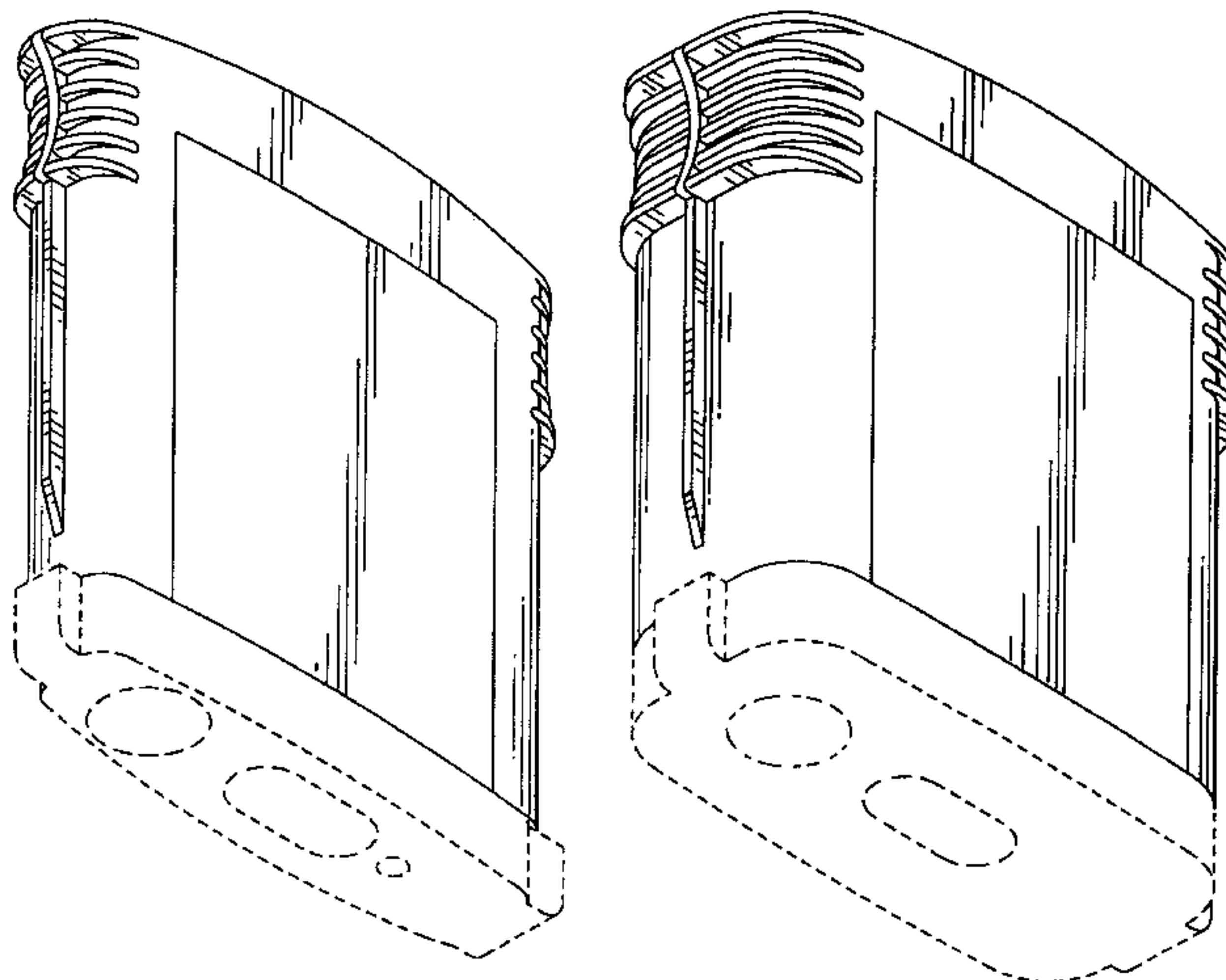
### [57] CLAIM

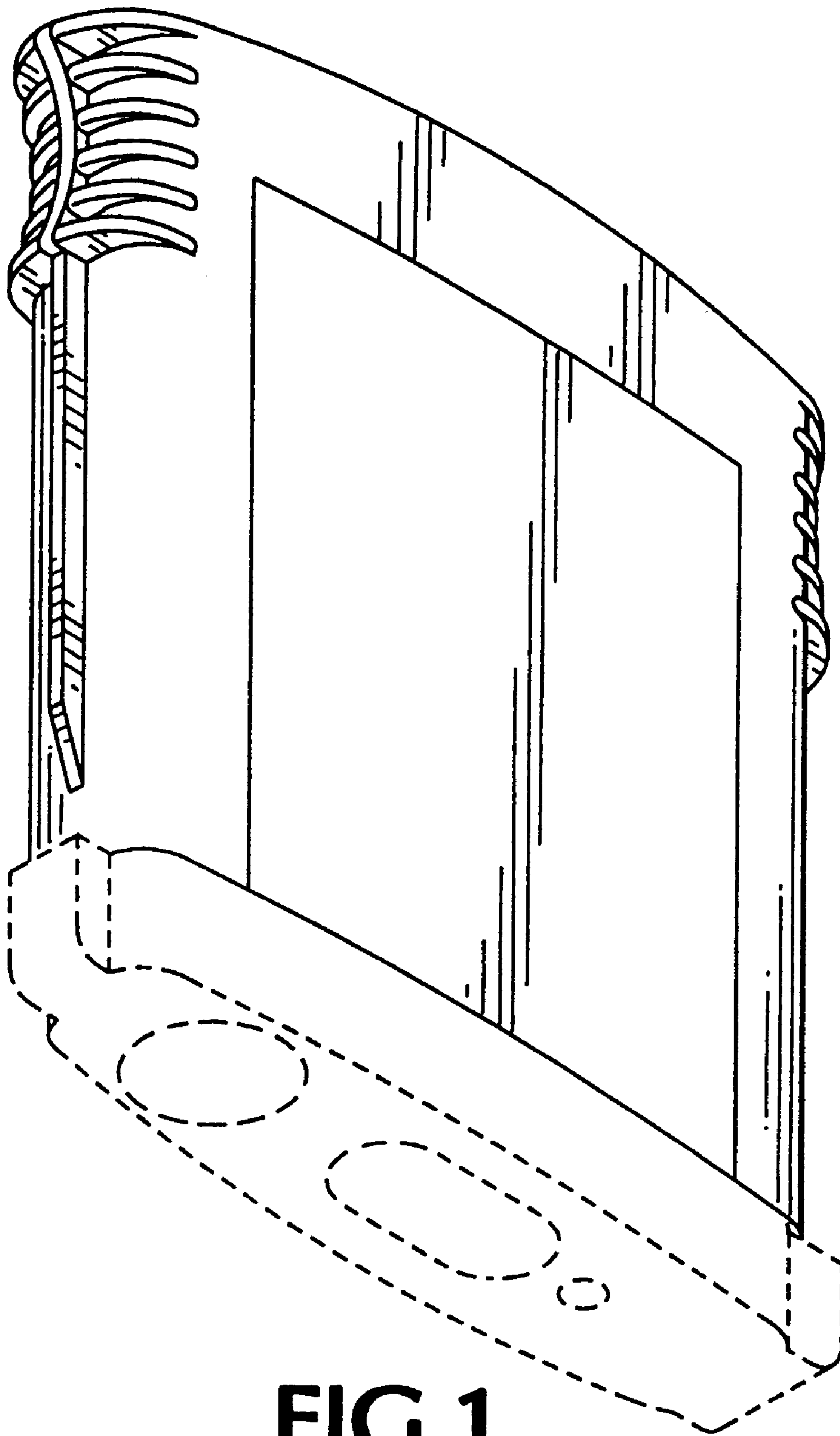
We claim the ornamental design for a fluid container, as shown and described.

### DESCRIPTION

FIG. 1 is bottom, front, and left side perspective view of a fluid container showing our new design; FIG. 2 is a front elevation view thereof; FIG. 3 is a left side elevation view thereof; FIG. 4 is a right side elevation view thereof; FIG. 5 is a top plan view thereof; FIG. 6 is a bottom plan view thereof; FIG. 7 is a rear elevation view thereof; FIG. 8 is a bottom, front, and left side perspective view of a second embodiment of FIG. 1; FIG. 9 is a front elevation view of FIG. 8, the rear elevation view being essentially identical; FIG. 10 is a left side elevation view of FIG. 8; FIG. 11 is a right side elevation view of FIG. 8; FIG. 12 is a top plan view of FIG. 8; and, FIG. 13 is a bottom plan view of FIG. 8. Broken lines FIGS. 1-13 are for illustrative purposes only and form no part of the claimed design.

1 Claim, 4 Drawing Sheets





**FIG.1**

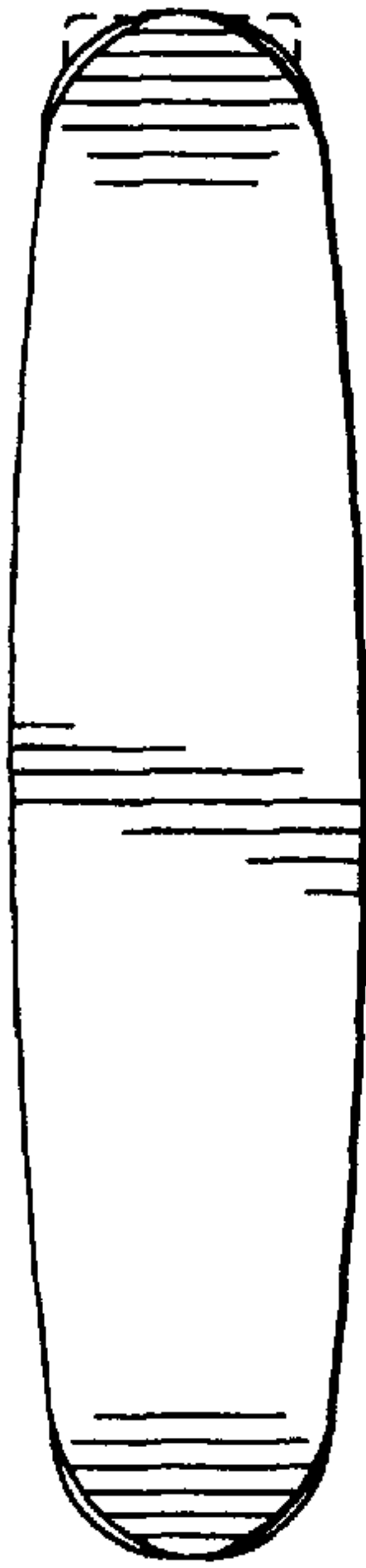


FIG. 5




FIG. 3

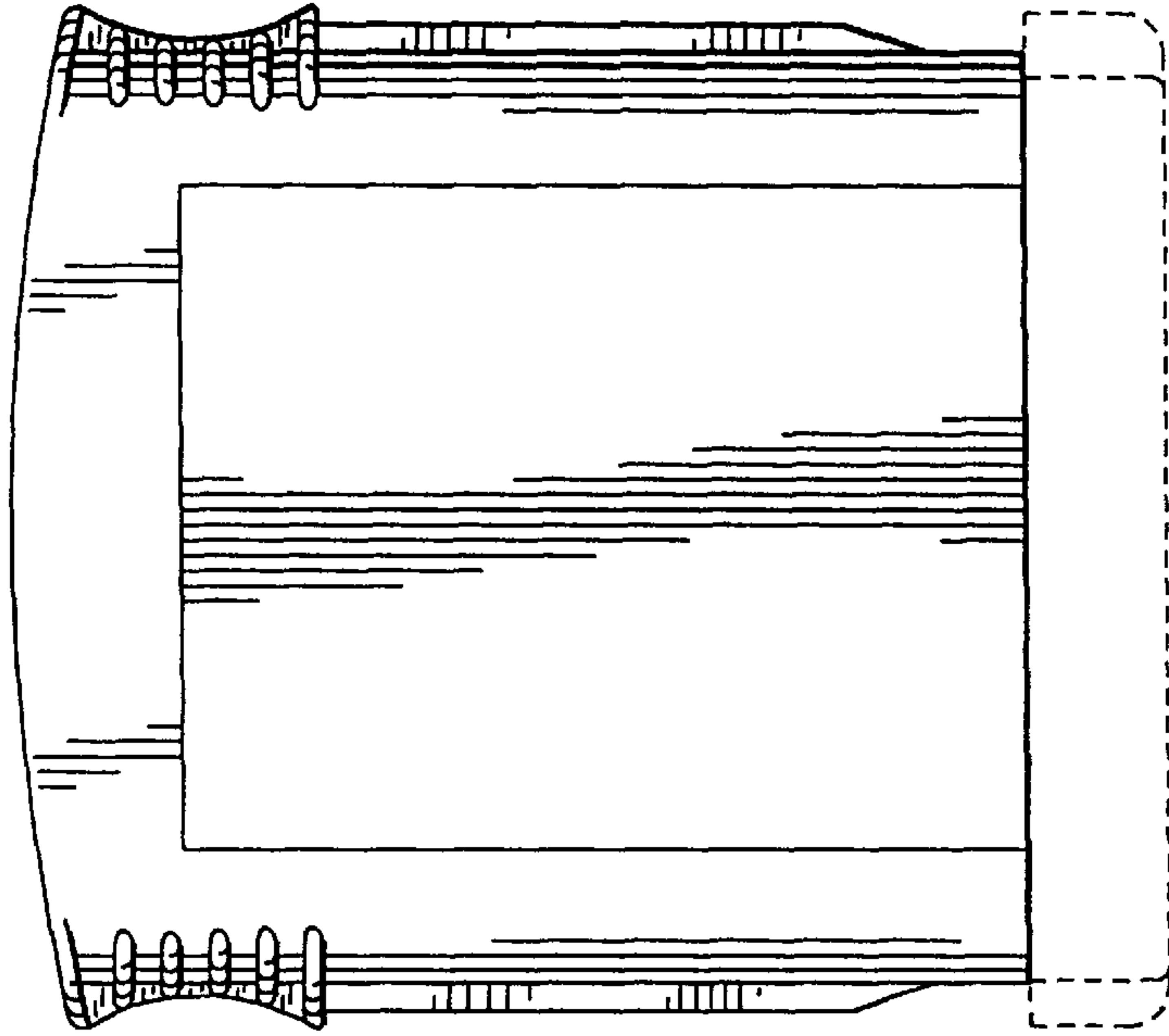


FIG. 2

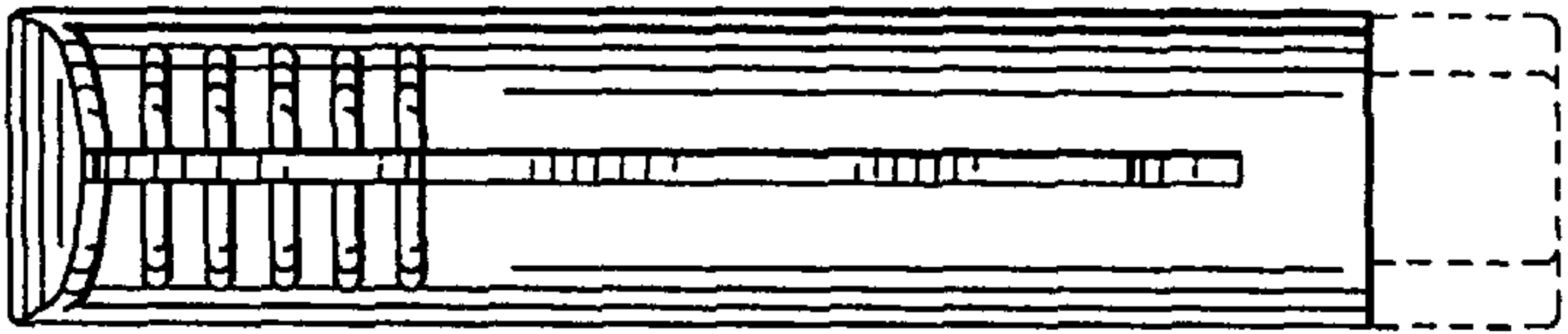


FIG. 4

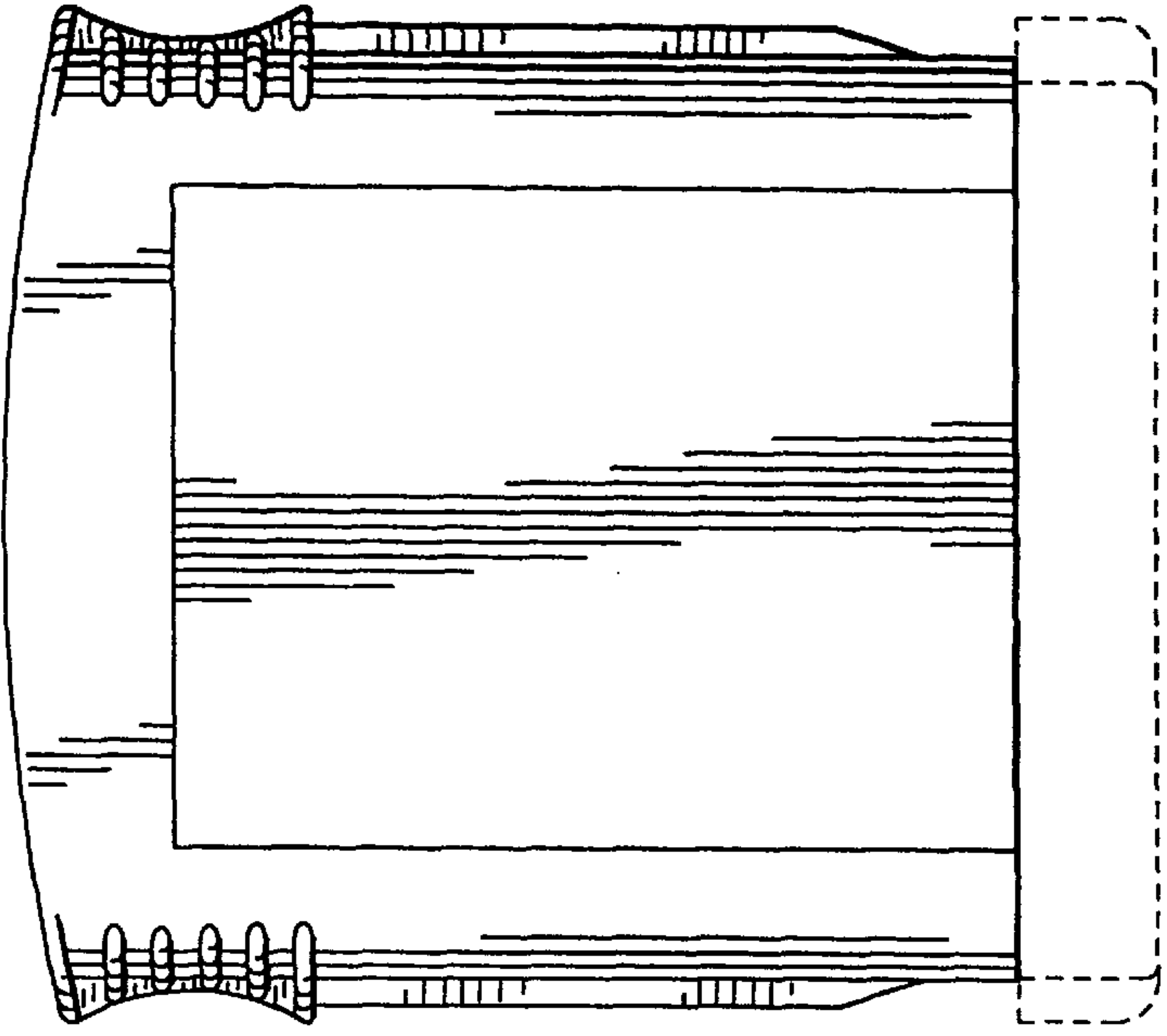


FIG. 7

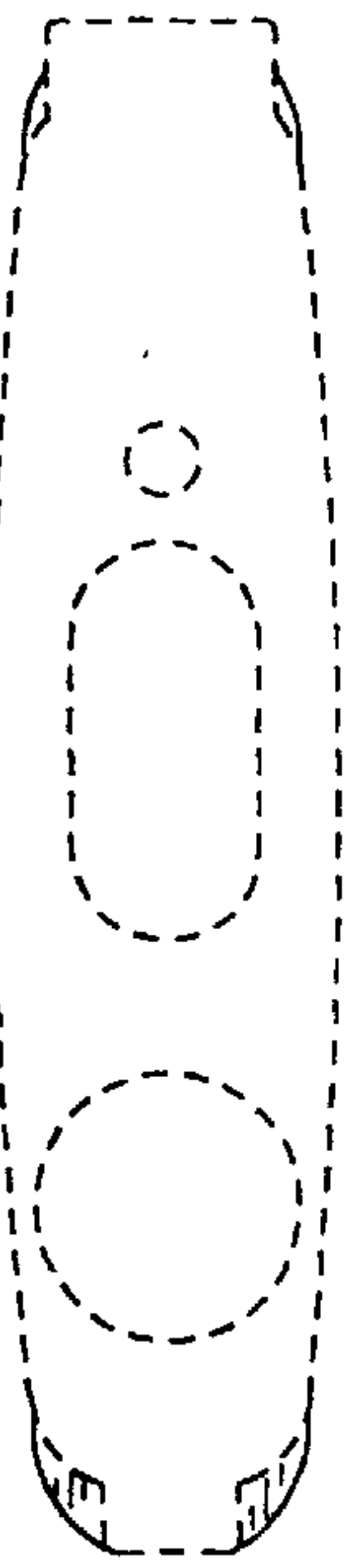
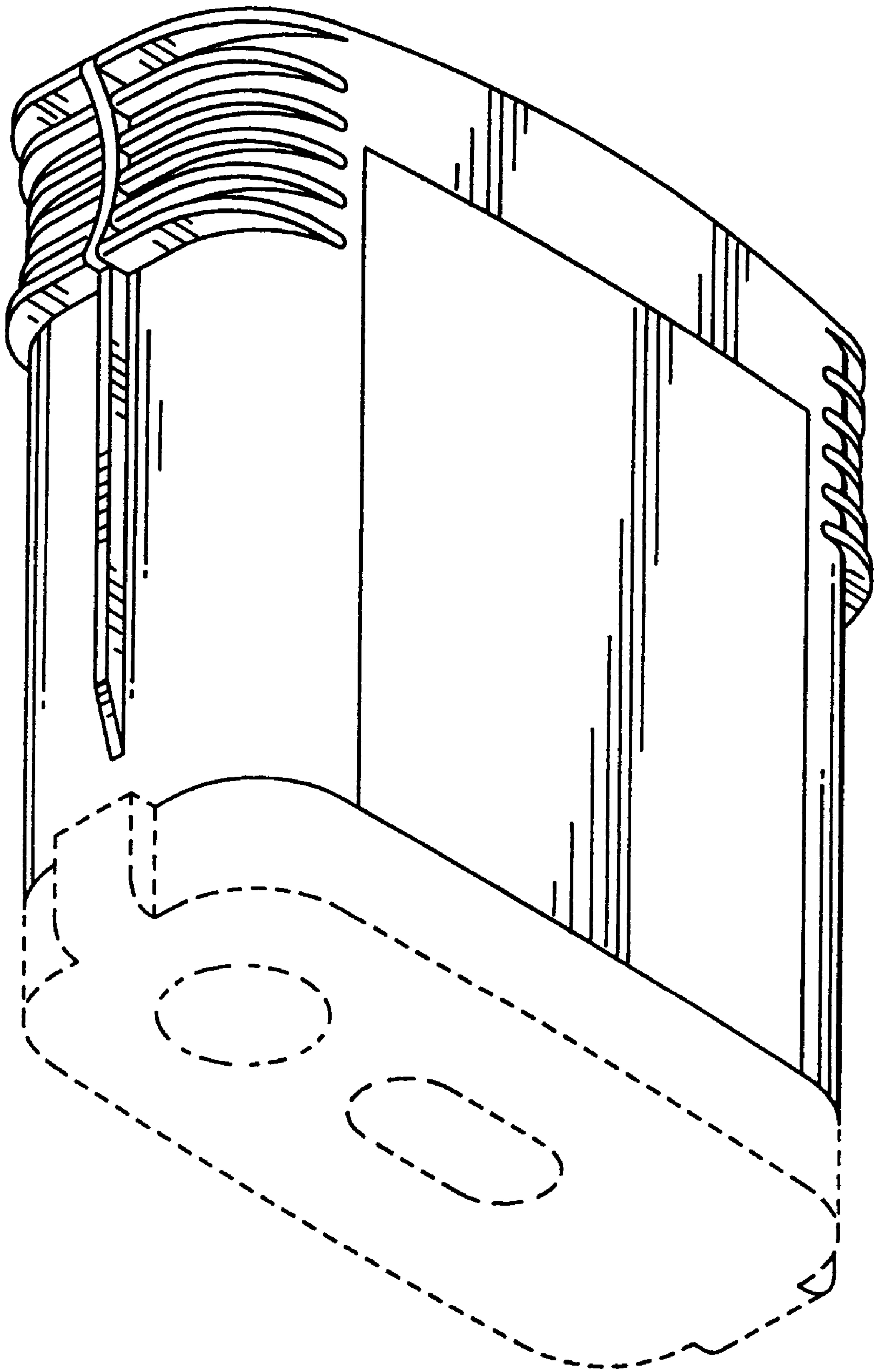


FIG. 6



**FIG.8**






FIG. 9

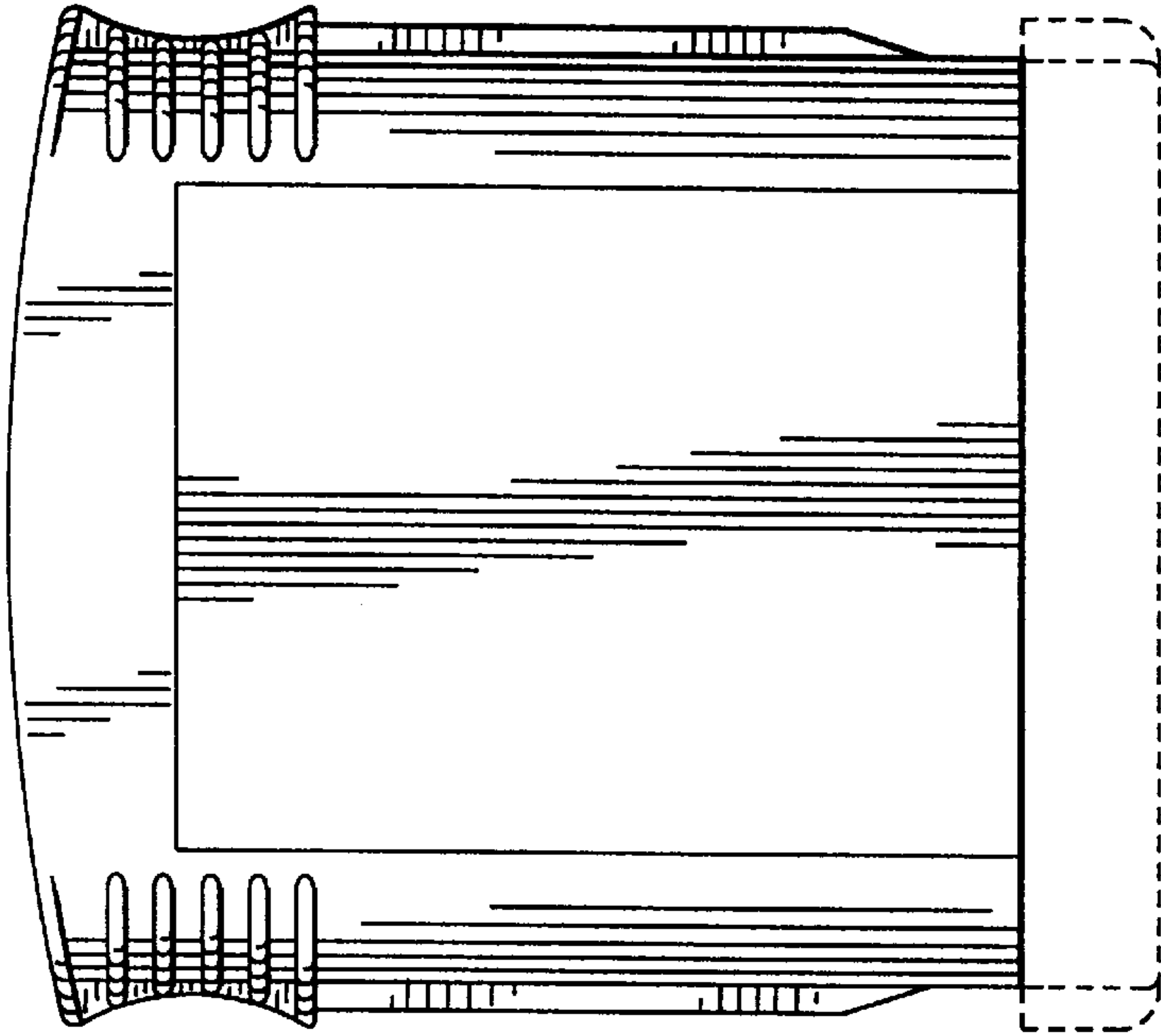


FIG. 10




FIG. 11

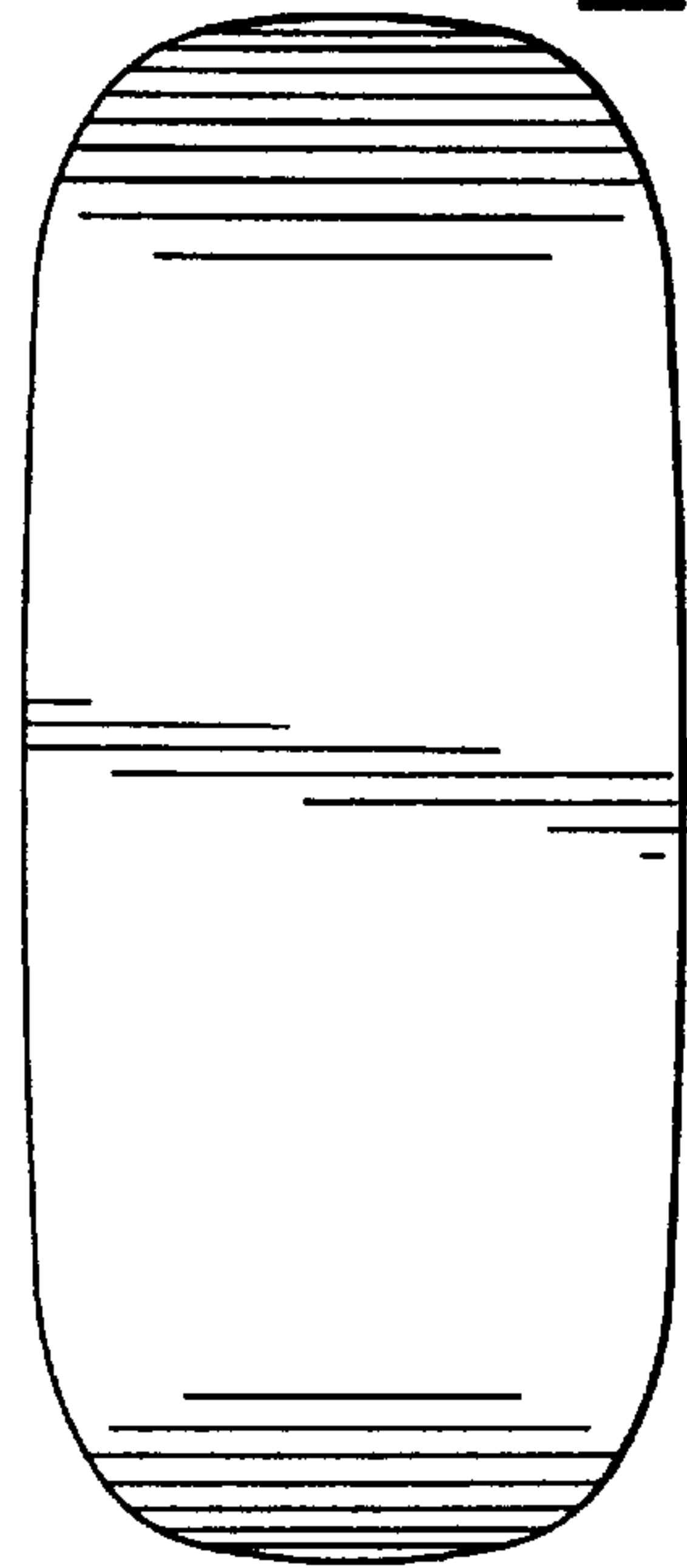


FIG. 12

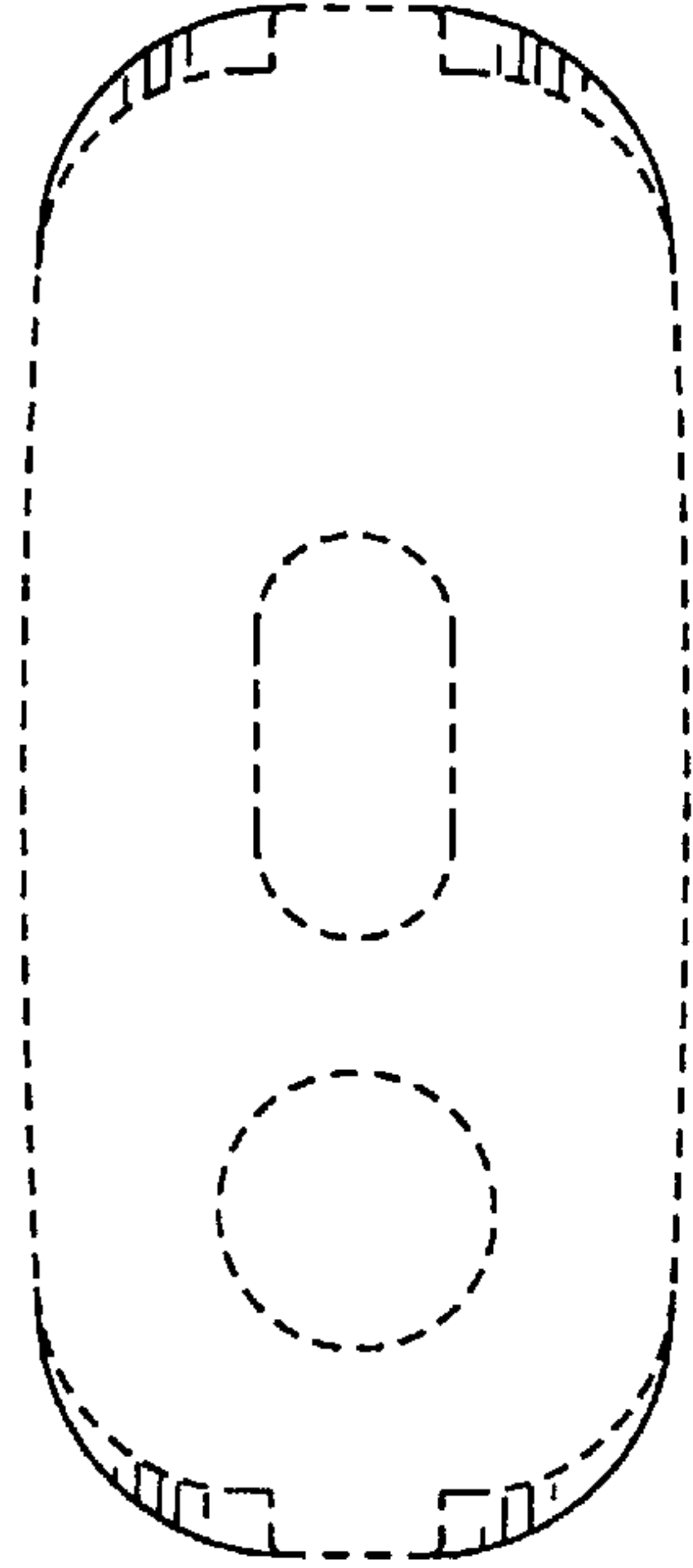


FIG. 13