



US00D428430S

United States Patent [19]
Ohi et al.

[11] **Patent Number: Des. 428,430**
[45] **Date of Patent: ** Jul. 18, 2000**

[54] **VIDEO CAMERA WITH LCD MONITOR**

[75] Inventors: **Hiroshi Ohi; Osamu Shimizu; Masaki Inuma**, all of Tochigi-ken, Japan

[73] Assignee: **Sharp Kabushiki Kaisha**, Osaka, Japan

[**] Term: **14 Years**

[21] Appl. No.: **29/110,297**

[22] Filed: **Sep. 3, 1999**

[30] **Foreign Application Priority Data**

Mar. 5, 1999 [JP] Japan 11-5641

[51] **LOC (7) Cl.** **16-01**

[52] **U.S. Cl.** **D16/202; D16/218**

[58] **Field of Search** D16/200-205,
D16/208, 209, 211-213, 216-218; 348/373-376;
396/535-543

[56] **References Cited**

U.S. PATENT DOCUMENTS

D. 372,925	8/1996	Choi	D16/202
D. 387,078	12/1997	Akita	D16/202
D. 391,590	3/1998	Sumita	D16/202
D. 410,663	6/1999	Ogasawara	D16/202
5,739,859	4/1998	Hattori et al.	348/375

OTHER PUBLICATIONS

Sony Catalog, Oct. 1996 (Digital still camera DSC-F1).

Primary Examiner—Adir Aronovich
Attorney, Agent, or Firm—Nixon & Vanderhye

[57] **CLAIM**


The ornamental design for a video camera with LCD monitor, as shown and described.

DESCRIPTION

FIG. 1 is a rear elevational view of a video camera with LCD monitor according to our design;
FIG. 2 is a front elevational view thereof;
FIG. 3 is a bottom plan view thereof;
FIG. 4 is a top plan view thereof;
FIG. 5 is a left side elevational view thereof;
FIG. 6 is a right side elevational view thereof;
FIG. 7 is a top, front and right side perspective view thereof with the lens turned in a forward direction;
FIG. 8 is a top, rear and left side perspective view; and,
FIG. 9 is a top, rear and left side perspective view with the lens turned in a rearward direction.

Applicants hereby disclaim the written material shown in the drawing figures as such written material forms no part of the present design.

1 Claim, 3 Drawing Sheets






FIG. 1



FIG. 2




FIG. 3

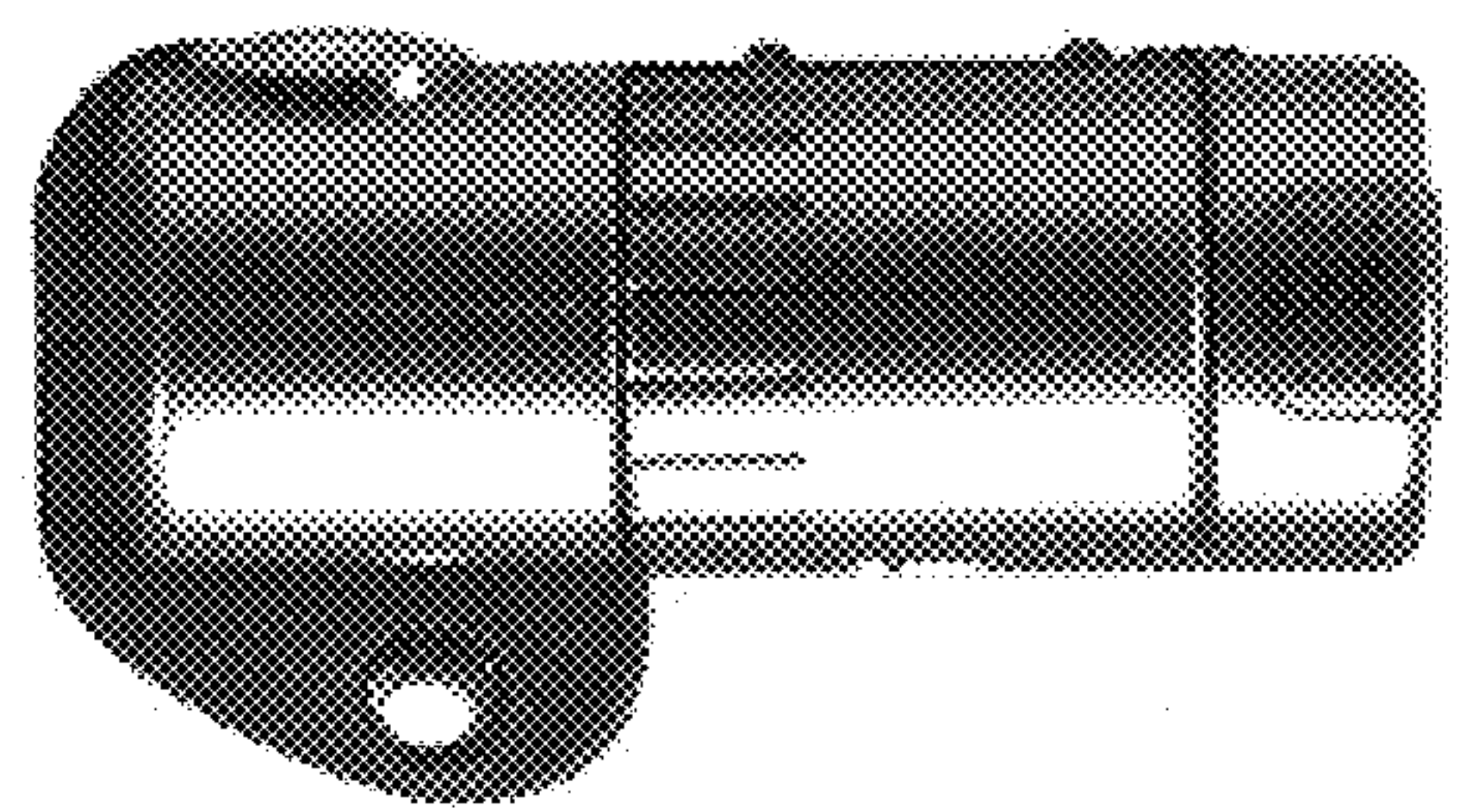


FIG. 4




FIG. 5




FIG. 6




FIG. 7



FIG. 8



FIG. 9