



US00D428425S

# United States Patent [19] Ratcliffe

[11] Patent Number: **Des. 428,425**

[45] Date of Patent: **\*\* Jul. 18, 2000**

[54] **LOAD HANDLING VEHICLE**  
[75] Inventor: **Simon John Ratcliffe**, Staffordshire,  
United Kingdom  
[73] Assignee: **J C Bamford Excavators Limited**,  
Staffordshire, United Kingdom  
[\*\*] Term: **14 Years**

4,750,752 6/1988 Furuta ..... 280/853  
5,078,568 1/1992 Lynnes ..... 414/680  
5,169,277 12/1992 Orser et al. .... 414/685  
5,240,366 8/1993 Bamford ..... 414/686  
5,542,814 8/1996 Ashcroft et al. .... 414/786  
5,964,567 10/1999 Bamford ..... 414/685

*Primary Examiner*—Nelson C. Holtje  
*Attorney, Agent, or Firm*—Marshall, O’Toole, Gerstein,  
Murray & Borun

[21] Appl. No.: **29/083,396**  
[22] Filed: **Dec. 23, 1997**

### [57] CLAIM

The ornamental design for a load handling vehicle, as shown and described.

### [30] Foreign Application Priority Data

Jul. 8, 1997 [GB] United Kingdom ..... 2067180

### DESCRIPTION

[51] **LOC (7) Cl.** ..... **12-13**  
[52] **U.S. Cl.** ..... **D15/23; D12/14; D34/34**  
[58] **Field of Search** ..... D12/1, 14; D15/22–25;  
D34/34, 28; 414/639, 635, 686, 685, 592,  
598, 914, 700; 180/89.12, 89.14, 89.17,  
233, 252

FIG. 1 is a right side elevational view of a handling vehicle showing my new design (The portion of the article depicted in broken lines forms no part of the design); FIG. 2 is a top plan view thereof; FIG. 3 is a left side elevational view thereof; FIG. 4 is a front elevational view thereof; and FIG. 5 is a rear elevational view thereof. FIG. 6 is a top and right-front perspective view thereof shown without environmental structures; and, FIG. 7 is a top and left-rear perspective view thereof shown without environmental structures.

### [56] References Cited

#### U.S. PATENT DOCUMENTS

D. 322,792 12/1991 Park ..... D15/25  
D. 356,201 3/1995 Sato et al. .... D34/28  
D. 376,372 12/1996 Little et al. .... D15/23

**1 Claim, 3 Drawing Sheets**




FIG. 1




FIG. 2

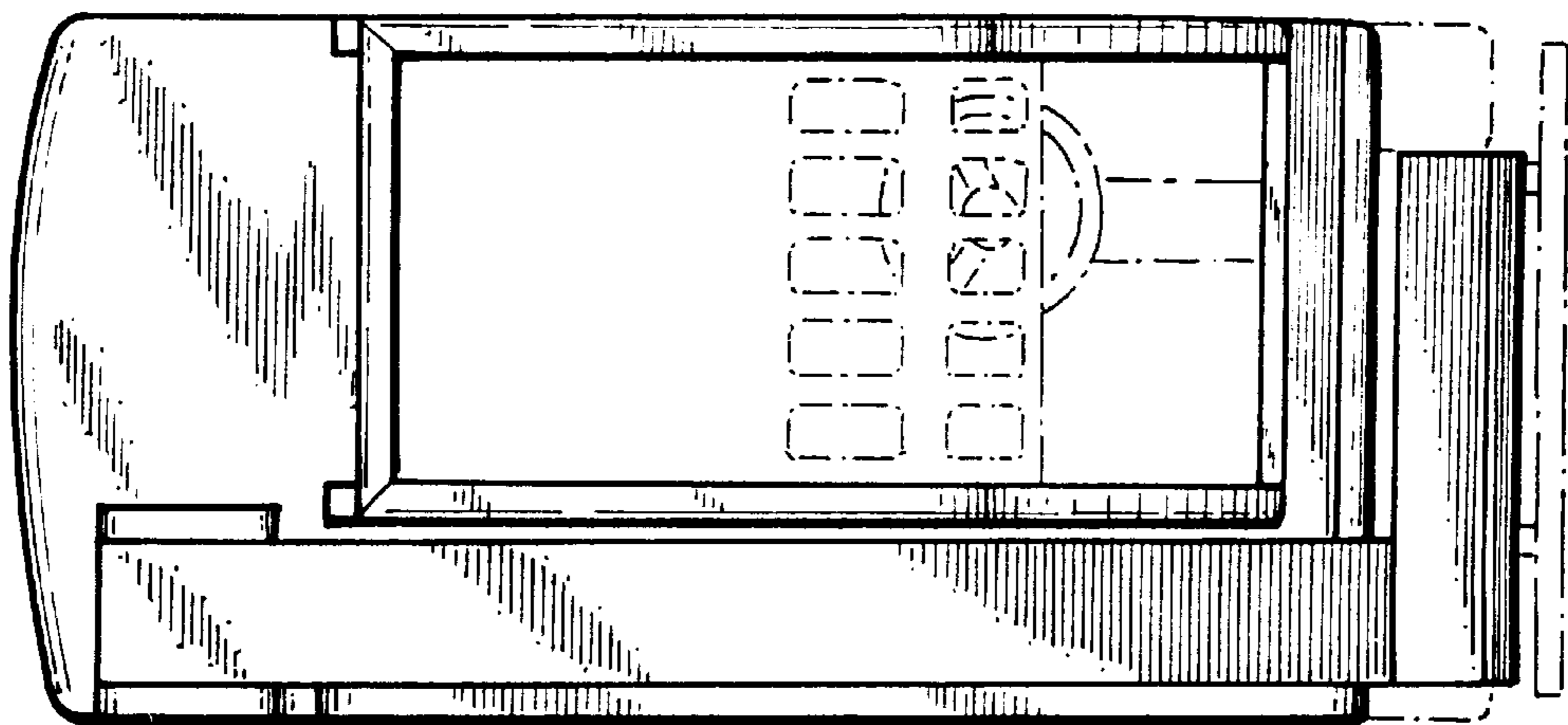


FIG. 3




FIG. 4

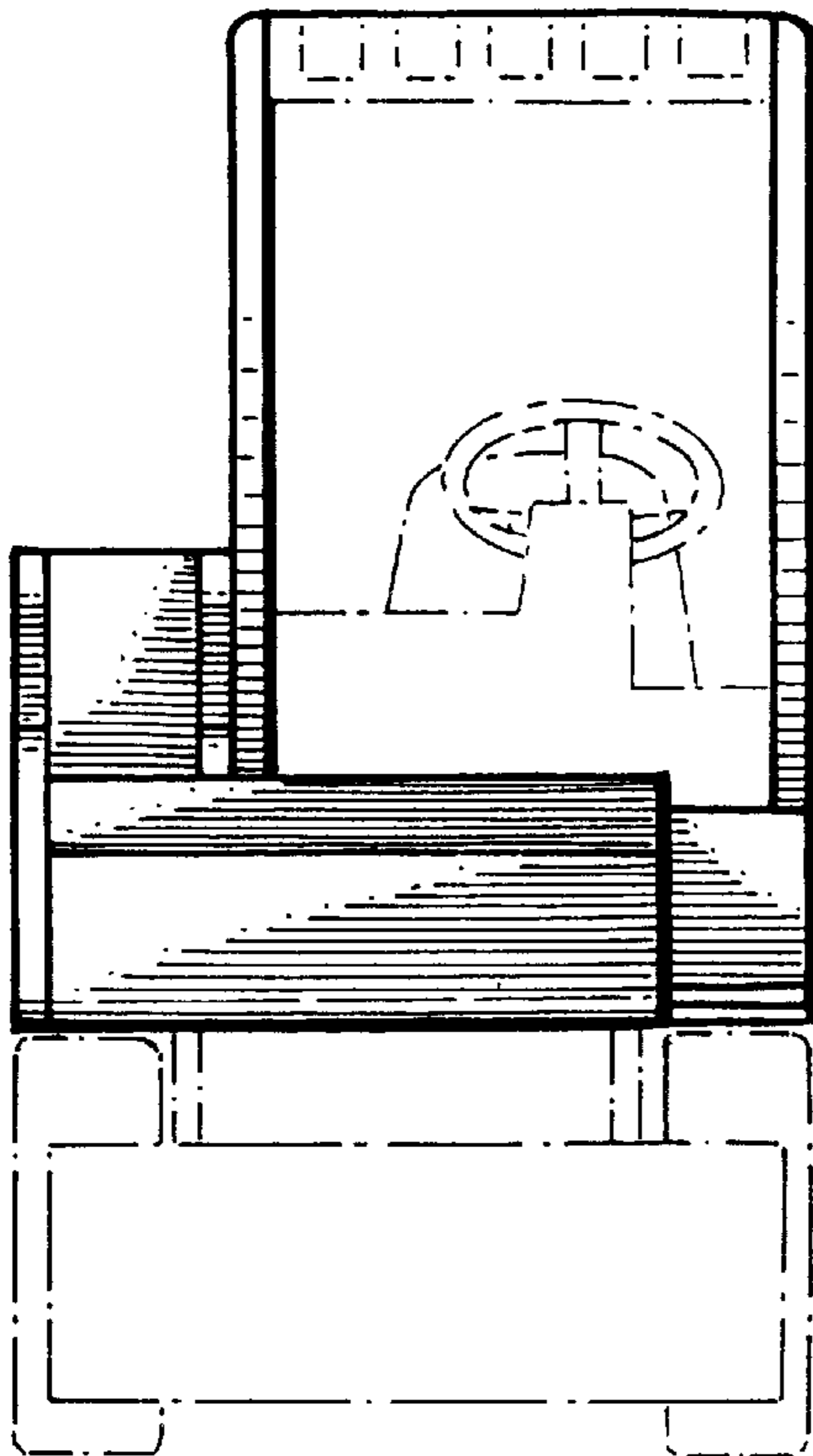


FIG. 5

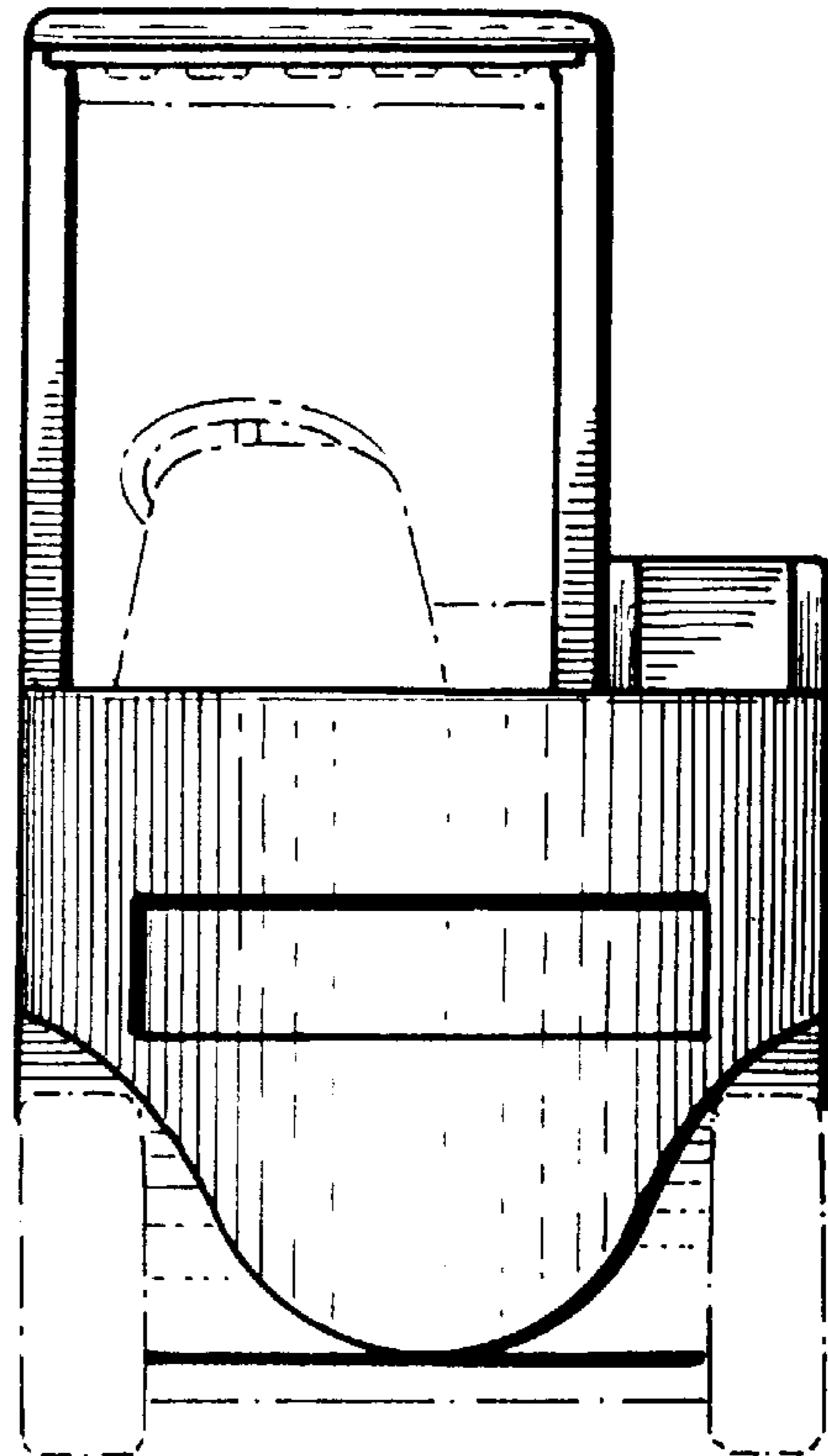




FIG.6

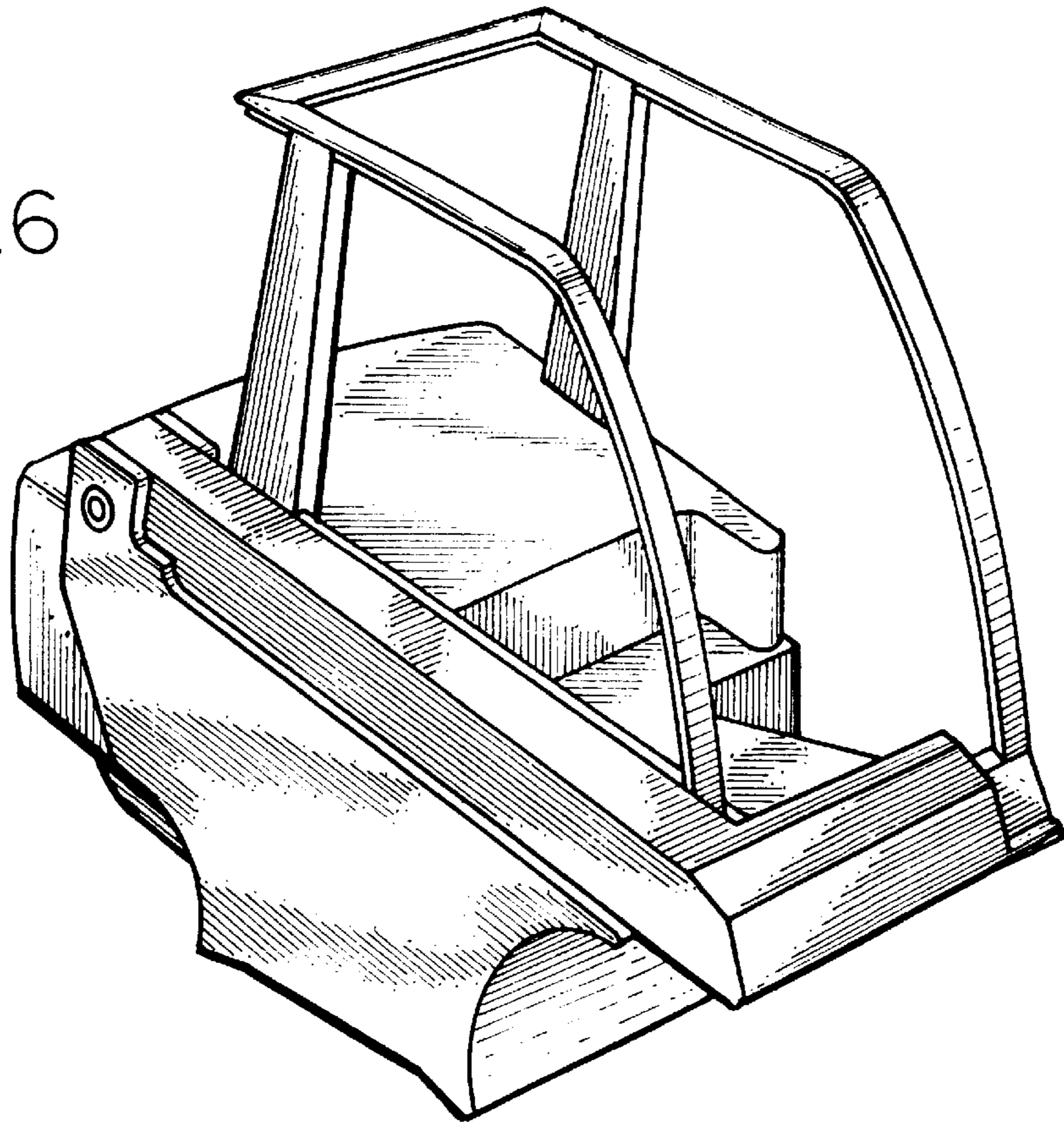


FIG.7

