



US00D428412S

United States Patent [19] Davis

[11] **Patent Number: Des. 428,412**
[45] **Date of Patent: ** Jul. 18, 2000**

[54] **ELECTRONIC TELEPHONE NUMBER DIRECTORY**

D. 399,209 10/1998 Yamagishi D14/218
4,142,236 2/1979 Martz et al. 700/92

[76] Inventor: **Roland W Davis**, Box 17261,
Hattiesburg, Miss. 39404

Primary Examiner—Freda Nunn

[**] Term: **14 Years**

[57] **CLAIM**

The ornamental design for an electronic telephone number directory, as shown and described.

[21] Appl. No.: **29/107,021**

DESCRIPTION

[22] Filed: **Jun. 24, 1999**

[51] **LOC (7) Cl.** **14-02**

[52] **U.S. Cl.** **D14/341; D18/7**

[58] **Field of Search** D14/341, 346,
D14/218; D18/6, 7, 2; 235/145 A, 145 R;
341/22, 23; 345/156, 168, 169, 172, 173;
364/708.1; 349/12; 700/92

FIG. 1 is a front elevational view of the electronic telephone number directory of the present invention;

FIG. 2 is a rear elevational view of the electronic telephone directory of FIG. 1;

FIG. 3 is a left side elevational view of the electronic telephone number directory of FIG. 1, the right side elevational view being a mirror image thereof;

FIG. 4 is a top plan view of the electronic telephone number directory of FIG. 1; and,

FIG. 5 is a bottom plan view of the electronic telephone number directory of FIG. 1.

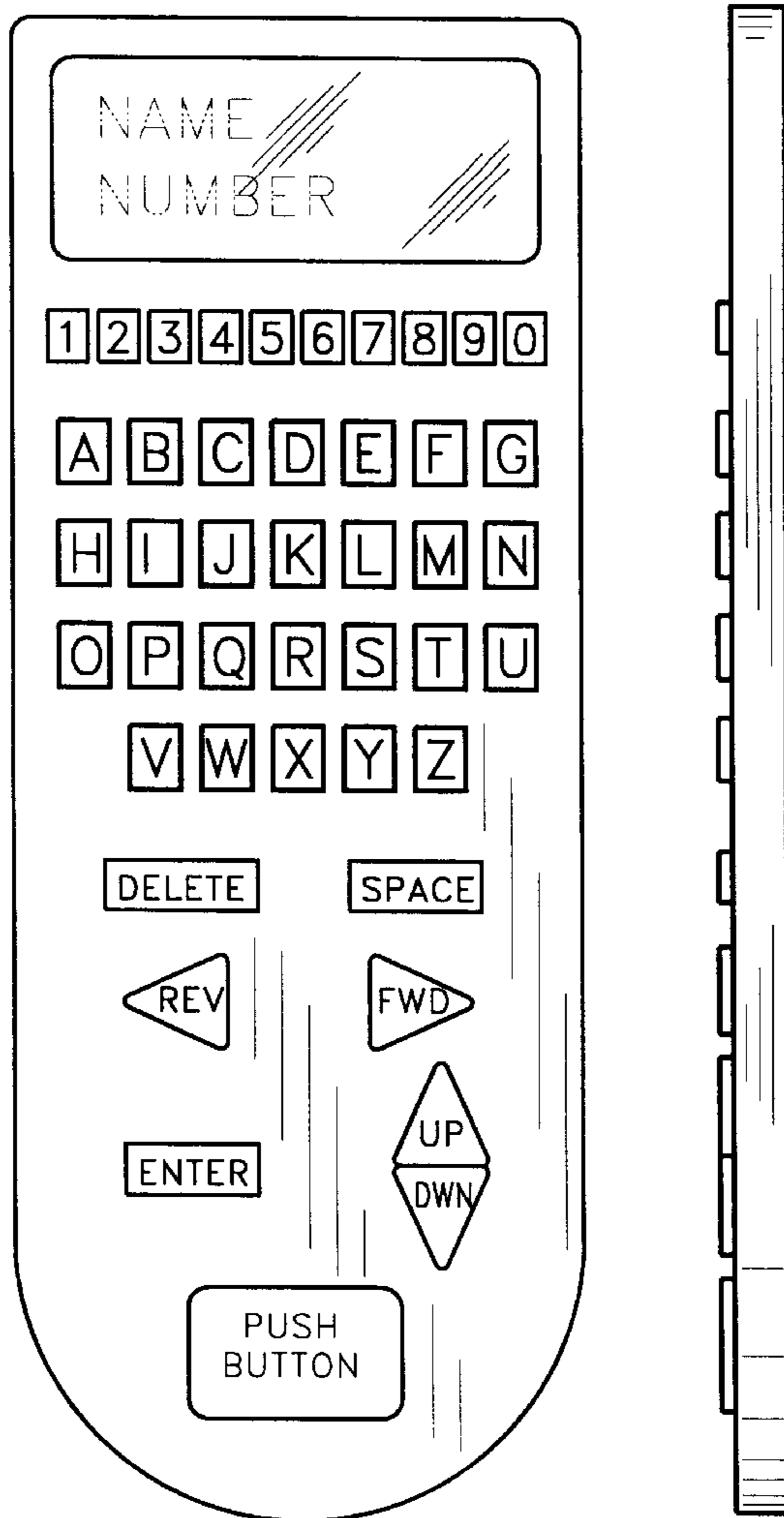
The broken lines showing of letters in FIG. 1 is for illustrative purposes only and form no part of the claimed design.

[56] **References Cited**

U.S. PATENT DOCUMENTS

- D. 266,855 11/1982 Yoshioka et al. D18/7
- D. 330,907 11/1992 Burke D18/7
- D. 341,825 11/1993 Hamilton D14/100
- D. 386,199 11/1997 Kurabuti et al. D18/2

1 Claim, 2 Drawing Sheets



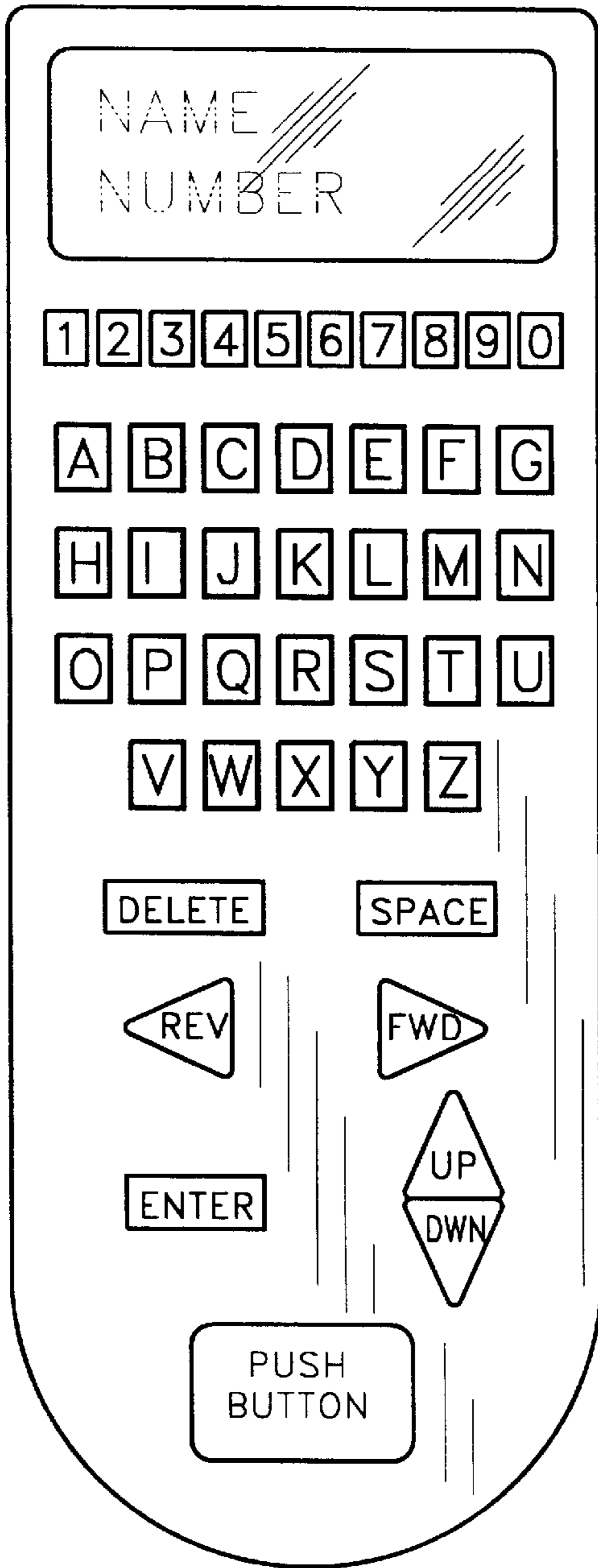
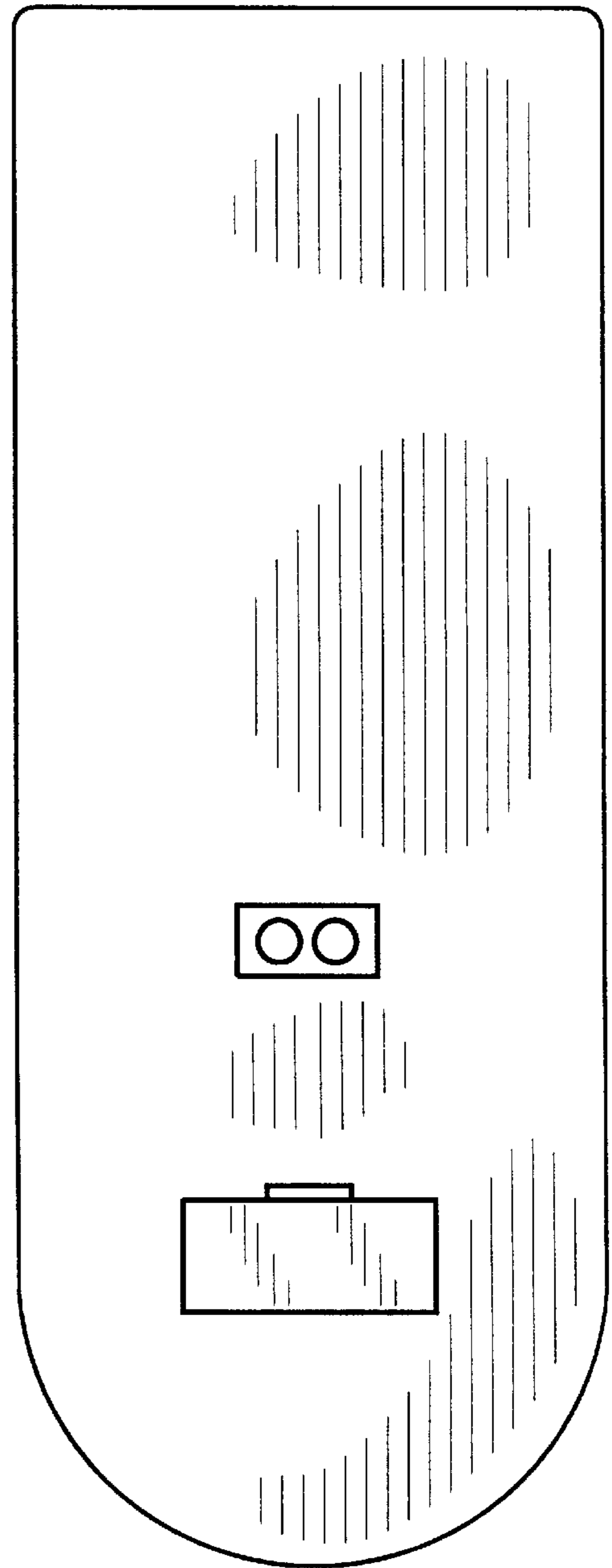


FIG. 1

FIG. 2



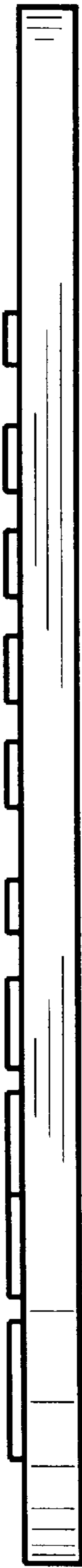


FIG. 3



FIG. 4



FIG. 5