



US00D428382S

# United States Patent [19] Hall

[11] **Patent Number: Des. 428,382**

[45] **Date of Patent: \*\* Jul. 18, 2000**

[54] **ROOF FOR A POP-UP CAMPER**

[75] Inventor: **Ron E. Hall**, Middlebury, Ind.

[73] Assignee: **Jayco, Inc.**, Elkhart, Ind.

[\*\*] Term: **14 Years**

[21] Appl. No.: **29/077,067**

[22] Filed: **Sep. 25, 1997**

[51] **LOC (7) Cl.** ..... **12-16**

[52] **U.S. Cl.** ..... **D12/401**

[58] **Field of Search** ..... D12/100, 401,  
D12/106, 104, 403, 16; D25/56; 135/88.01,  
88.05, 88.07, 88.1, 903, 908; 296/98, 100,  
136, 163, 172, 210-216, 107

[56] **References Cited**

**U.S. PATENT DOCUMENTS**

D. 104,802	6/1937	Peo	.....	D12/401
D. 114,448	4/1939	Hawkins	.....	D12/401
D. 201,544	7/1965	Brooks	.....	D25/56
D. 229,747	1/1974	Schroll	.....	D25/56
D. 269,007	5/1983	Rastegar	.....	D12/401
D. 330,350	10/1992	Maypole et al.	.....	D12/16
D. 352,682	11/1994	Gerring	.....	D12/106

D. 352,920	11/1994	Gerring	.....	D12/106
D. 356,773	3/1995	Lange	.....	D12/401 X
D. 362,423	9/1995	Thomas, Jr.	.....	D12/401
D. 394,637	5/1998	Camiano	.....	D12/401

*Primary Examiner*—Doris V. Coles  
*Assistant Examiner*—Stacia Cadmus  
*Attorney, Agent, or Firm*—Baker & Daniels


[57] **CLAIM**

The ornamental design for a roof for a pop-up camper, as shown and described.

**DESCRIPTION**

FIG. 1 is a perspective view of a roof for a pop-up camper illustrating my new design;  
FIG. 2 is a top plan view of the roof for a pop-camper shown in FIG. 1;  
FIG. 3 is a right side elevational view of the roof for a pop-up camper shown in FIGS. 1 and 2;  
FIG. 4 is a left side elevational view thereof;  
FIG. 5 is a front side elevational view of the roof for a pop-up camper shown in FIGS. 1 through 4; and,  
FIG. 6 is a rear side elevational view thereof.  
The bottom of the roof is plain and unornamented.

**1 Claim, 4 Drawing Sheets**



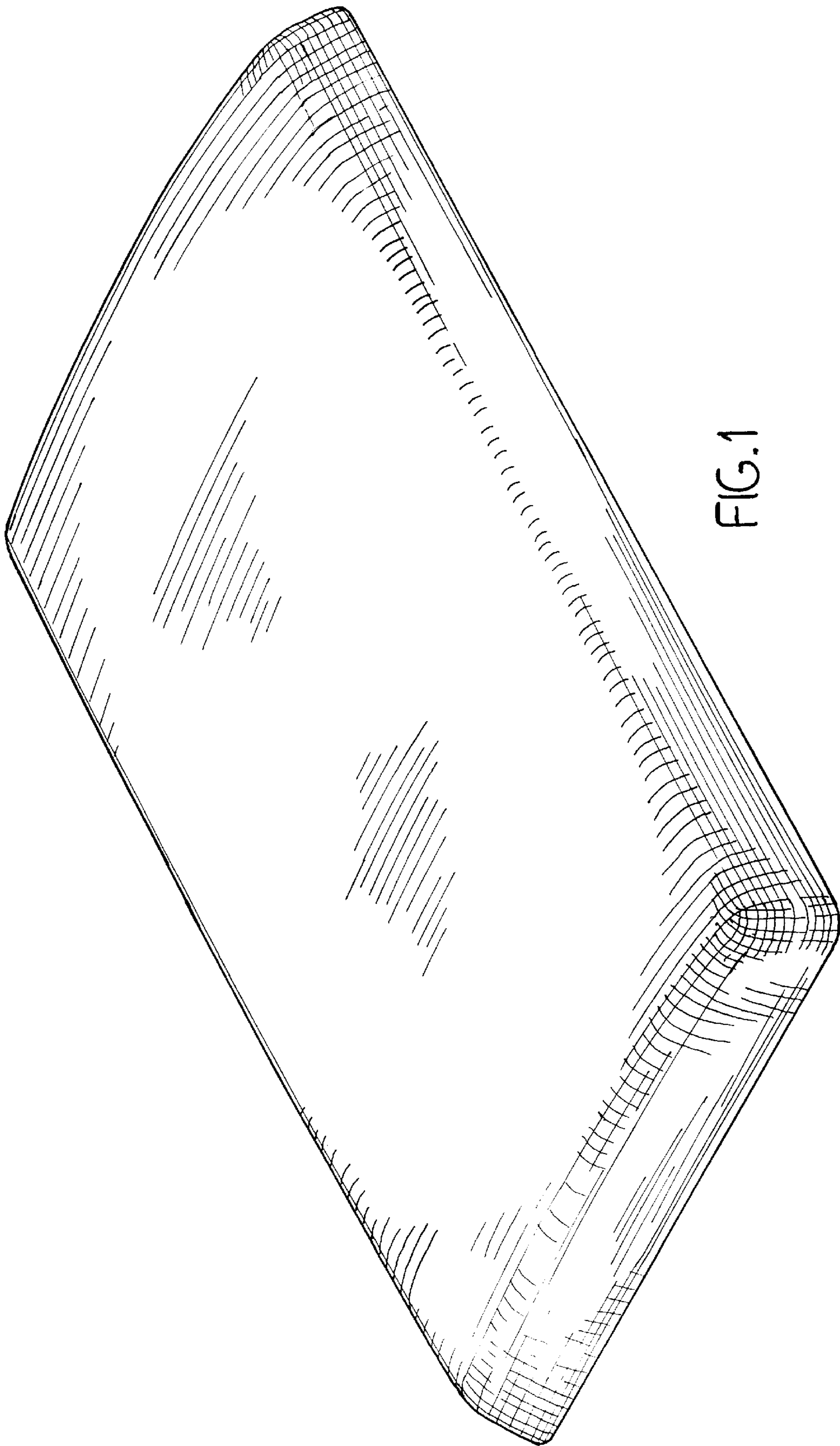


FIG. 1




FIG. 2

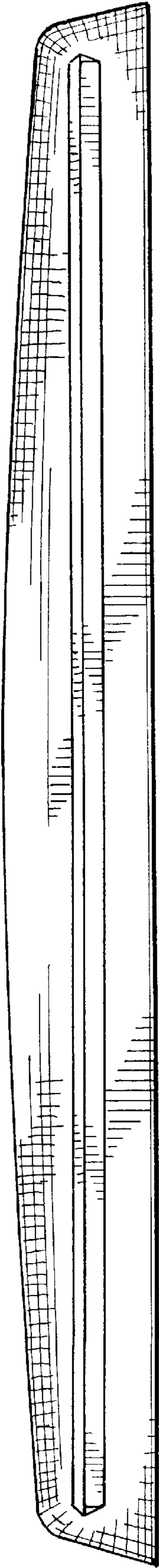


FIG. 3




FIG. 4






FIG. 5




FIG. 6