



US00D428379S

United States Patent [19]

Donikoglu

[11] Patent Number: **Des. 428,379**

[45] Date of Patent: **** Jul. 18, 2000**

[54] **WHEEL**

[75] Inventor: **Melkon A. Donikoglu**, Southfield, Mich.

[73] Assignee: **Ultra Wheel Co.**, Buena Park, Calif.

[**] Term: **14 Years**

[21] Appl. No.: **29/112,301**

[22] Filed: **Oct. 13, 1999**

[51] **LOC (7) Cl.** **12-16**

[52] **U.S. Cl.** **D12/211**

[58] **Field of Search** D12/204-211;
301/37.1, 64.1, 65

[56] **References Cited**

U.S. PATENT DOCUMENTS

D. 402,251	12/1998	Timm	D12/211
D. 405,749	2/1999	Kulla	D12/211
D. 409,132	5/1999	Cullen	D12/211
D. 413,853	9/1999	Hale, Jr.	D12/211
D. 418,473	1/2000	Chung	D12/211

D. 420,320	2/2000	Khoury	D12/209
D. 422,550	4/2000	Chung	D12/211

Primary Examiner—Stacia Cadmus
Attorney, Agent, or Firm—Pretty, Schroeder & Poplawski, P.C.

[57] **CLAIM**

The ornamental design for a wheel, as shown and described.

DESCRIPTION

FIG. 1 is a front elevational of a first embodiment of a wheel showing my new design;
 FIG. 2 is a left-side elevational view thereof, the right side being a mirror image of the left side;
 FIG. 3 is a cross-sectional view thereof taken along the line 3—3 in FIG. 1; and,
 FIG. 4 is a front elevation view of a second embodiment of FIG. 1, the only difference being the omission of the lugs on the rim.
 The broken line disclosure in FIGS. 2-4 is for illustrative purposes only and forms no part of the claimed design.
 The rear of the wheel forms no part of the claimed design.

1 Claim, 3 Drawing Sheets





FIG. 1



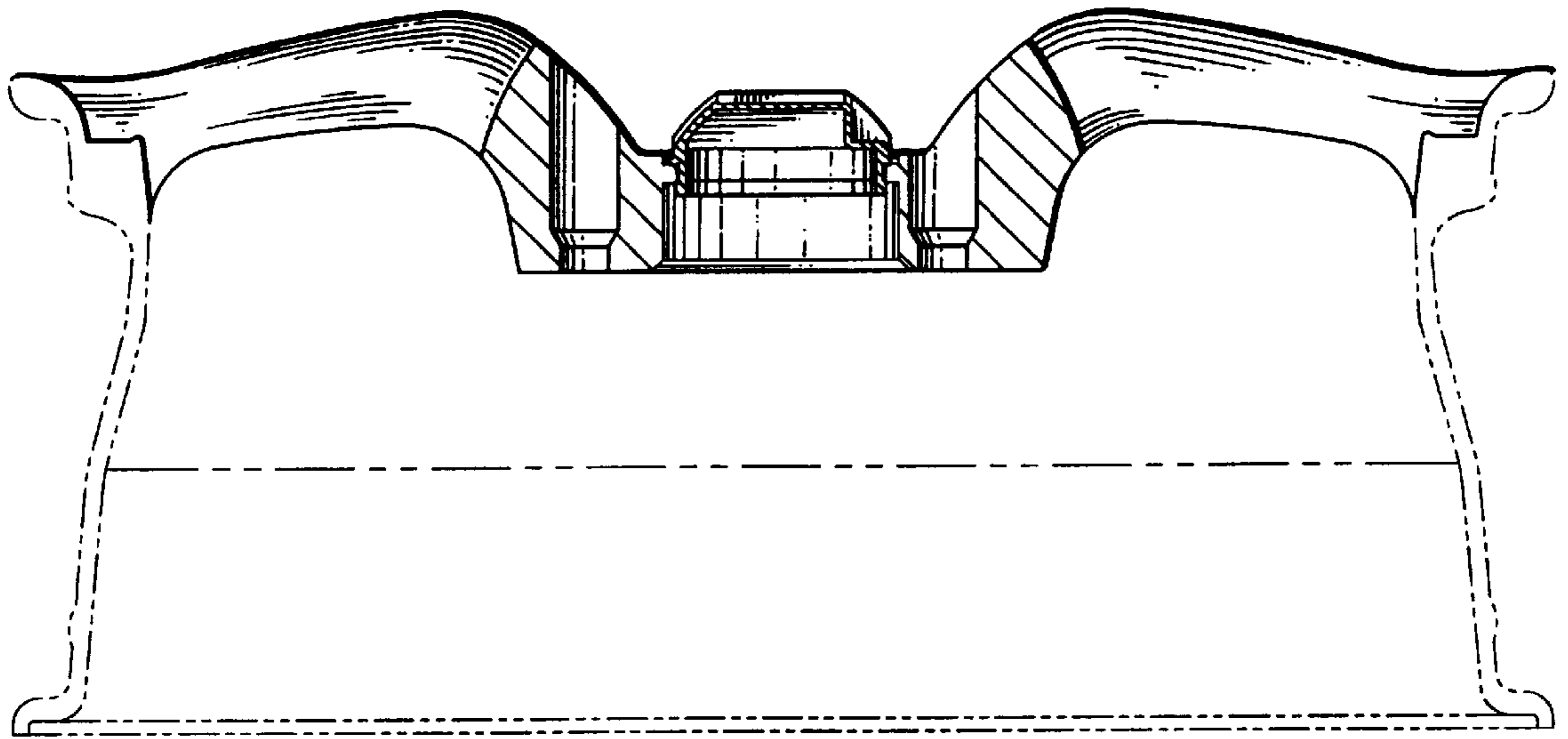


FIG. 3

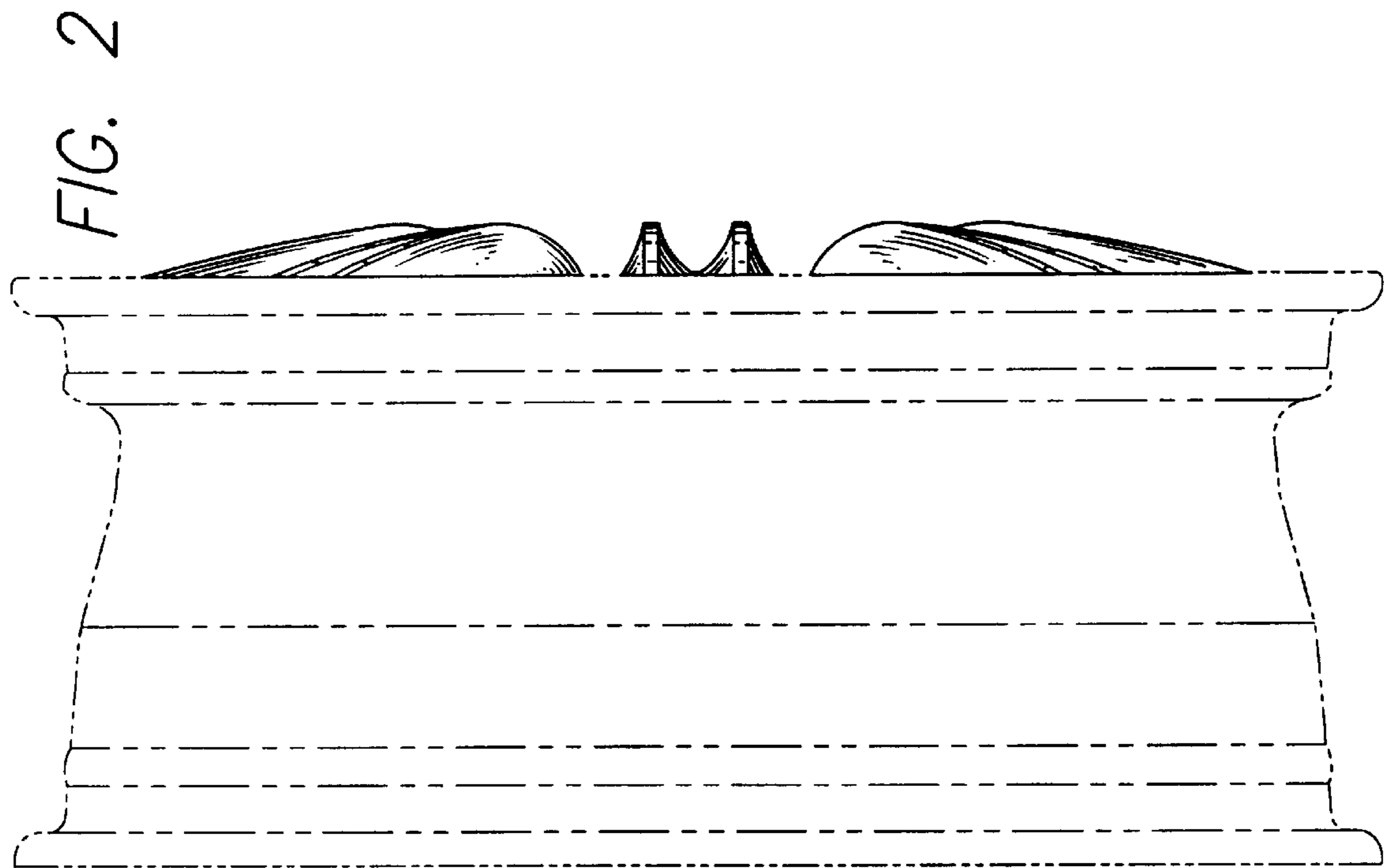


FIG. 2




FIG. 4