



US00D428377S

United States Patent [19]

Kubosaki et al.

[11] Patent Number: **Des. 428,377**

[45] Date of Patent: **** Jul. 18, 2000**

[54] **WHEEL FOR A MOTOR VEHICLE**

[75] Inventors: **Yukinori Kubosaki**, deceased, late of Kuri, by Ruth Kubosaki, Emma Kubosaki, heirs; **Takeshi Fujii**, Hatsukaichi, both of Japan

[73] Assignee: **Mazda Motor Corporation**, Hiroshima-ken, Japan

[**] Term: **14 Years**

[21] Appl. No.: **29/094,305**

[22] Filed: **Sep. 30, 1998**

[30] **Foreign Application Priority Data**

Mar. 31, 1998 [JP] Japan 10-9226

[51] **LOC (7) Cl.** **12-16**

[52] **U.S. Cl.** **D12/209**

[58] **Field of Search** D12/204-213;
301/64.1, 65, 37.1

[56] **References Cited**

U.S. PATENT DOCUMENTS

- D. 351,582 10/1994 Echazabel et al. D12/209
- D. 361,320 8/1995 Wise D12/209
- D. 371,100 6/1996 Hatter D12/209
- D. 375,716 11/1996 Dehner D12/209

- D. 384,022 9/1997 Hatter D12/209
- D. 384,630 10/1997 Bhambra D12/209
- D. 384,929 10/1997 Neeper D12/209
- D. 386,738 11/1997 Doyle D12/209
- D. 388,390 12/1997 Chung D12/209
- D. 390,180 2/1998 Dehner D12/209
- D. 400,153 10/1998 Bhambra D12/209
- D. 402,249 12/1998 Kulla D12/209
- D. 409,546 5/1999 Stark D12/209

Primary Examiner—Doris V. Coles
Assistant Examiner—Stacia Cadmus
Attorney, Agent, or Firm—Sidley & Austin; Hugh A. Abrams

[57] **CLAIM**

The ornamental design for a wheel for a motor vehicle, as shown and described.

DESCRIPTION

FIG. 1 is a perspective view of a wheel for a motor vehicle; FIG. 2 is a rear perspective view of the tire wheel; FIG. 3 is a front view of the tire wheel; FIG. 4 is a rear view of the tire wheel; FIG. 5 is a left side view of the tire wheel; FIG. 6 is a right side view of the tire wheel; FIG. 7 is a top view of the tire wheel; and, FIG. 8 is a bottom view of the tire wheel.

1 Claim, 5 Drawing Sheets



Fig. 1




Fig. 2




Fig. 3




Fig. 4



Fig. 5




Fig. 6




Fig. 7




Fig. 8

