



US00D428368S

# United States Patent [19]

Harris et al.

[11] Patent Number: Des. 428,368

[45] Date of Patent: \*\* Jul. 18, 2000

[54] TIRE TREAD

[75] Inventors: **Ronald Thomas Harris, deceased**, late of Greenspring, by Vivian E Harris, executrix; **Paul Keyser Blackiston, III**, Ridgeley, both of W. Va.; **James McSherry Williams**, Cumberland; **Joseph Henry Laco**, Cresaptown, both of Md.

[73] Assignee: **The Goodyear Tire & Rubber Company**, Akron, Ohio

[\*\*] Term: **14 Years**

[21] Appl. No.: **29/107,145**

[22] Filed: **Jun. 28, 1999**

[51] LOC (7) Cl. .... **12-15**

[52] U.S. Cl. .... **D12/142**

[58] Field of Search ..... D12/134-152;  
152/209.1, 209.8, 209.9, 209.11, 209.13,  
209.16, 209.28, 900, 901

[56] **References Cited**

U.S. PATENT DOCUMENTS

D. 244,181	5/1977	Maeda et al. ....	D12/142
D. 248,292	6/1978	Maeda et al. ....	D12/142
D. 275,747	10/1984	Motomura et al. ....	D12/142
D. 277,174	1/1985	Casimiro et al. .	
D. 280,981	10/1985	Ohta et al. .	
D. 284,275	6/1986	Candiliotis .	
D. 285,297	8/1986	Manestar et al. .	
D. 286,033	10/1986	Motomura et al. .	
D. 294,812	3/1988	Takeuchi .	
D. 296,199	6/1988	Tansei et al. .	
D. 300,015	2/1989	Cottrell .	
D. 304,917	12/1989	Hinrichsen .	
D. 304,918	12/1989	Hinrichsen .	
D. 316,239	4/1991	Tsuda et al. .	
D. 333,285	2/1993	Hinrichsen et al. .	
D. 338,178	8/1993	Yamashita .	

D. 339,774	9/1993	Shinohara et al. .	
D. 349,080	7/1994	Loser .	
D. 350,092	8/1994	Brayer et al. .	
D. 354,027	1/1995	Grosskopf .	
D. 371,756	7/1996	Kishi et al. .	
D. 377,635	1/1997	Numata .....	D12/147
D. 384,917	10/1997	Miura .	
D. 385,236	10/1997	Taguchi .....	D12/145
D. 405,034	2/1999	Takada .....	D12/146
4,266,592	5/1981	Takigawa et al. .	
5,115,850	5/1992	Crump et al. .	
5,445,691	8/1995	Nakayama et al. .	

OTHER PUBLICATIONS

Bridgestone R196 Tire, Tire Review Magazine, Feb. 1997, p. 45.  
Yokohama Y785R Tire, 1998 Tread Design Guide, p. 123. 4/1.  
Bridgestone R180 Tire, 1998 Tread Design Guide, p. 127. 1/3.

*Primary Examiner*—Robert M. Spear  
*Attorney, Agent, or Firm*—T P Lewandowski

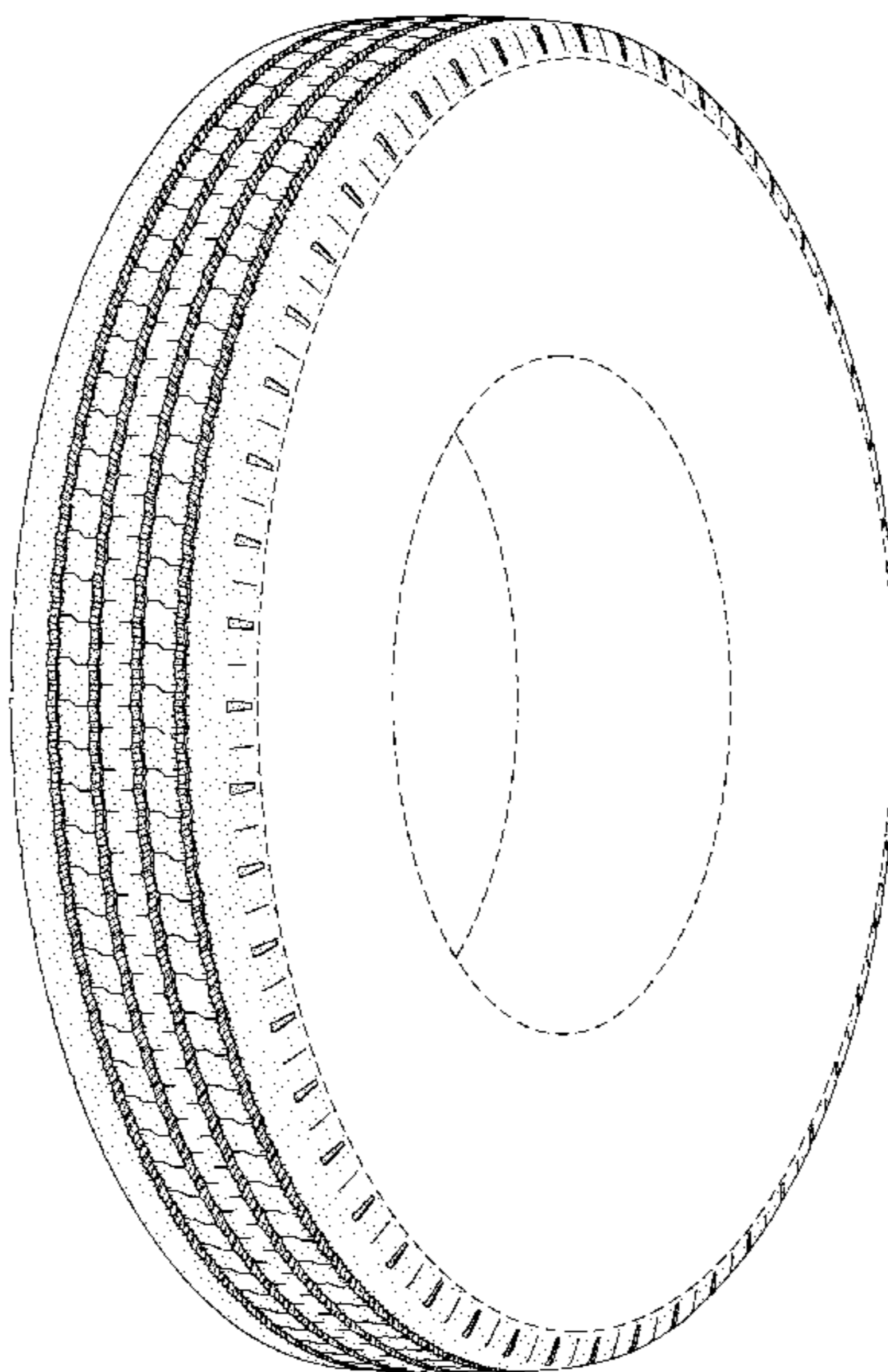
[57] **CLAIM**

The ornamental design for a tire tread, as shown and described.

**DESCRIPTION**

FIG. 1 is a perspective view of a tire tread showing our new design, it being understood that the pattern repeats uniformly throughout the circumference of the tread; FIG. 2 is a front elevational view thereof; FIG. 3 is a side elevational view thereof, the opposite side elevational view being identical thereto; and, FIG. 4 is an enlarged fragmentary perspective view. In the drawings, the broken lines defining the inner bead of the sidewall and the peripheral boundary between the tire tread and the sidewall are for illustrative purposes only and form no part of the claimed design.

**1 Claim, 4 Drawing Sheets**



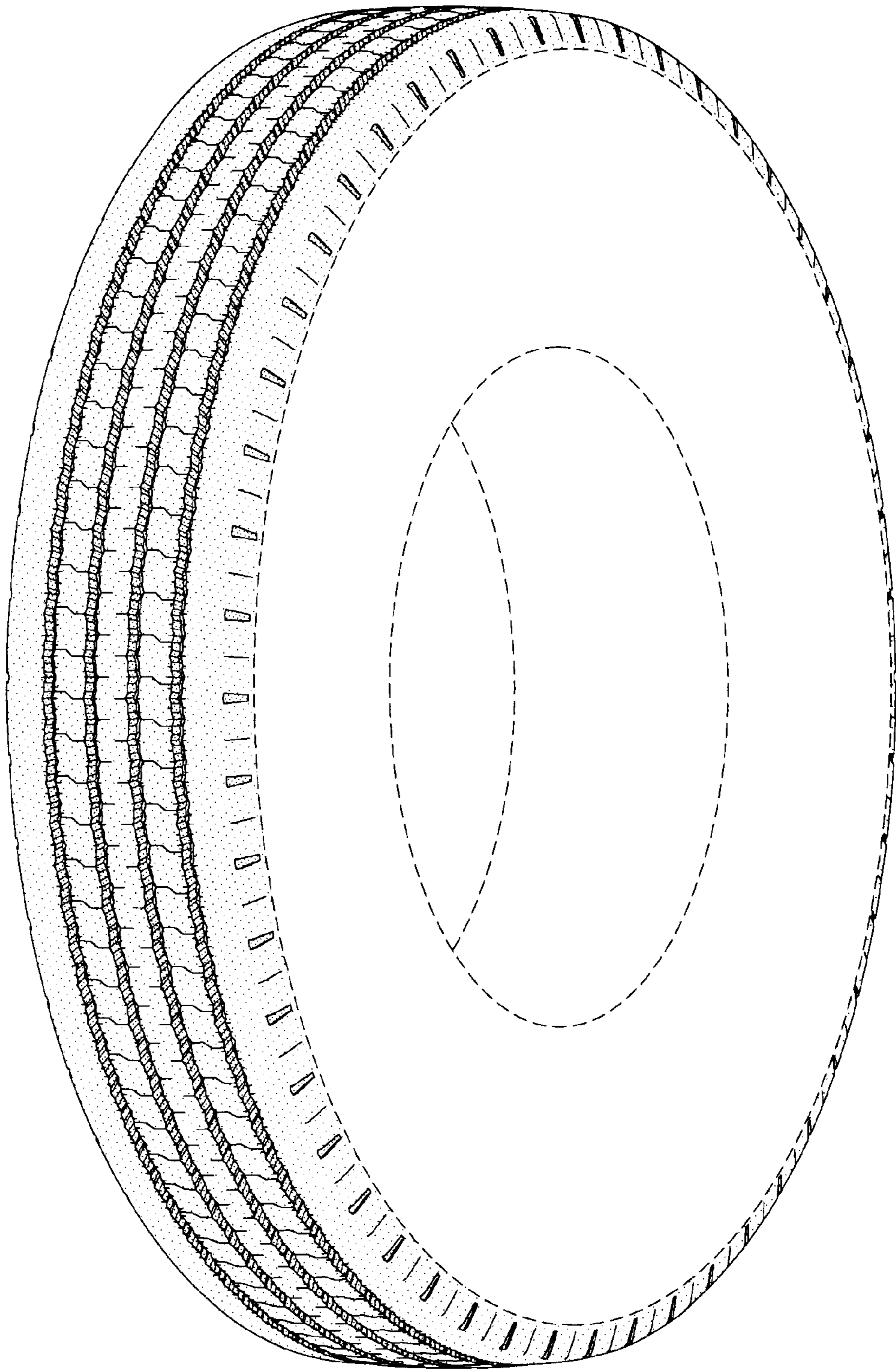


FIG-1

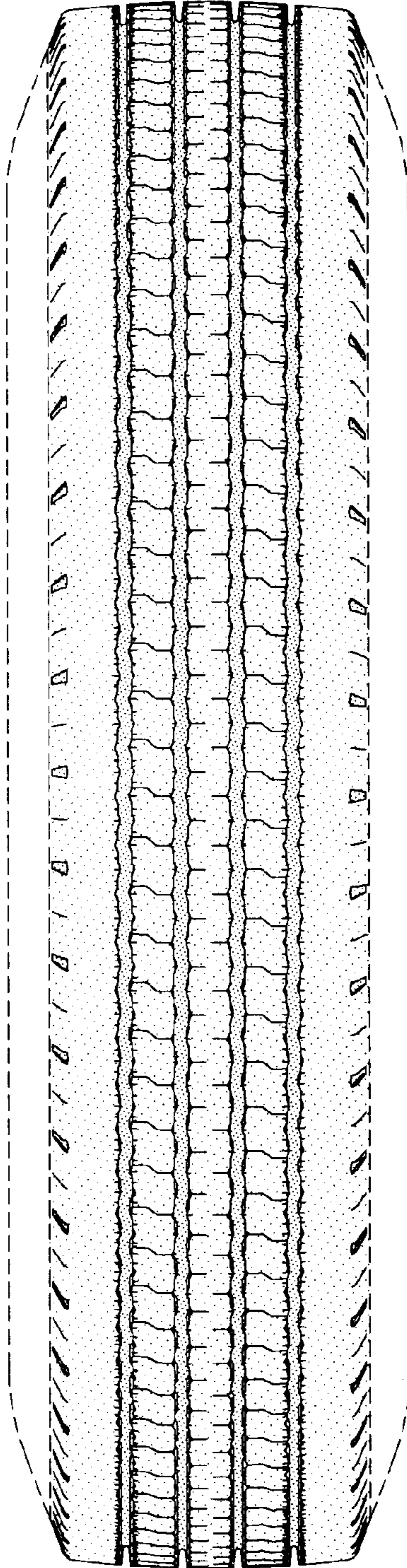


FIG-2



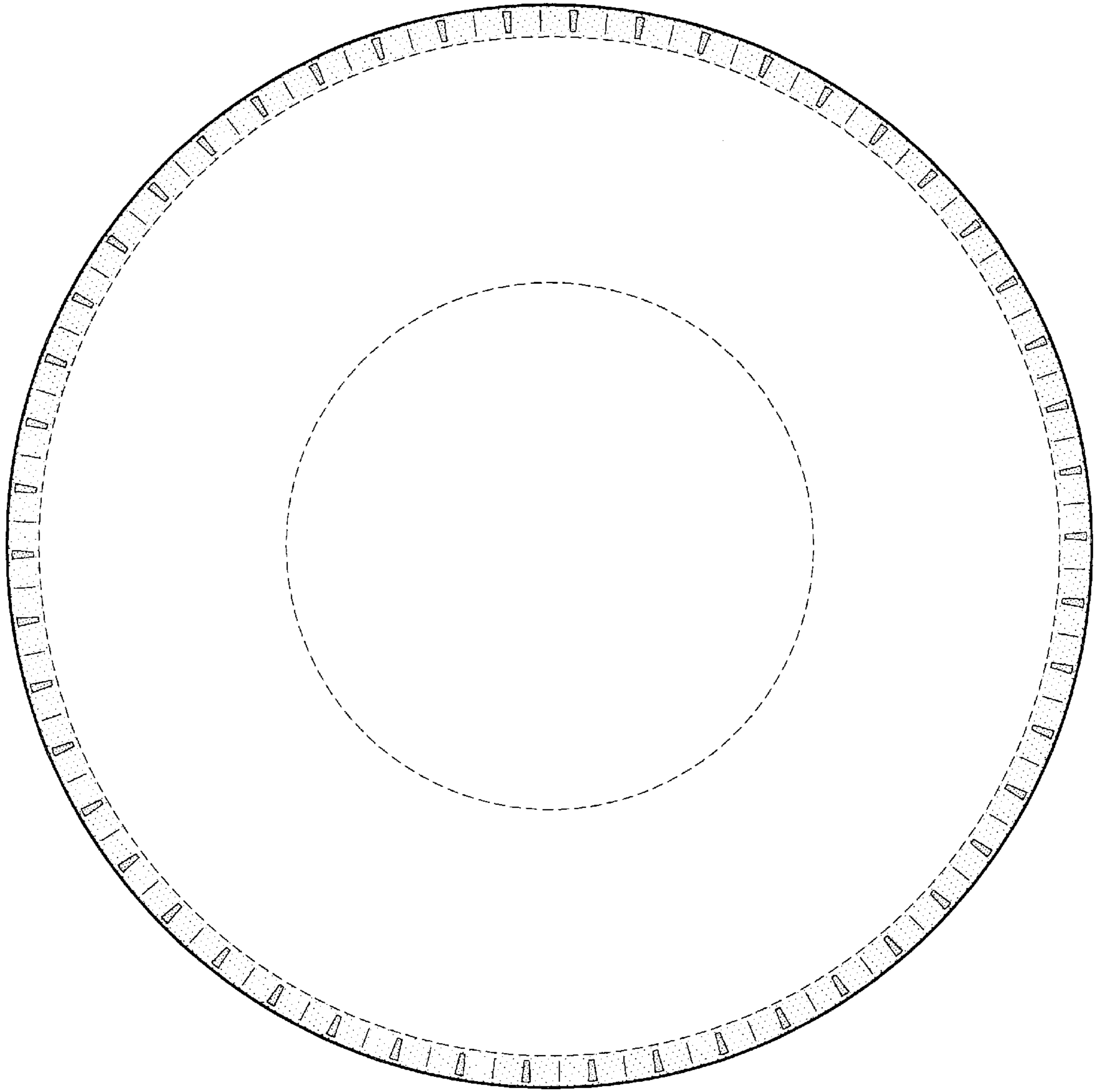


FIG-3

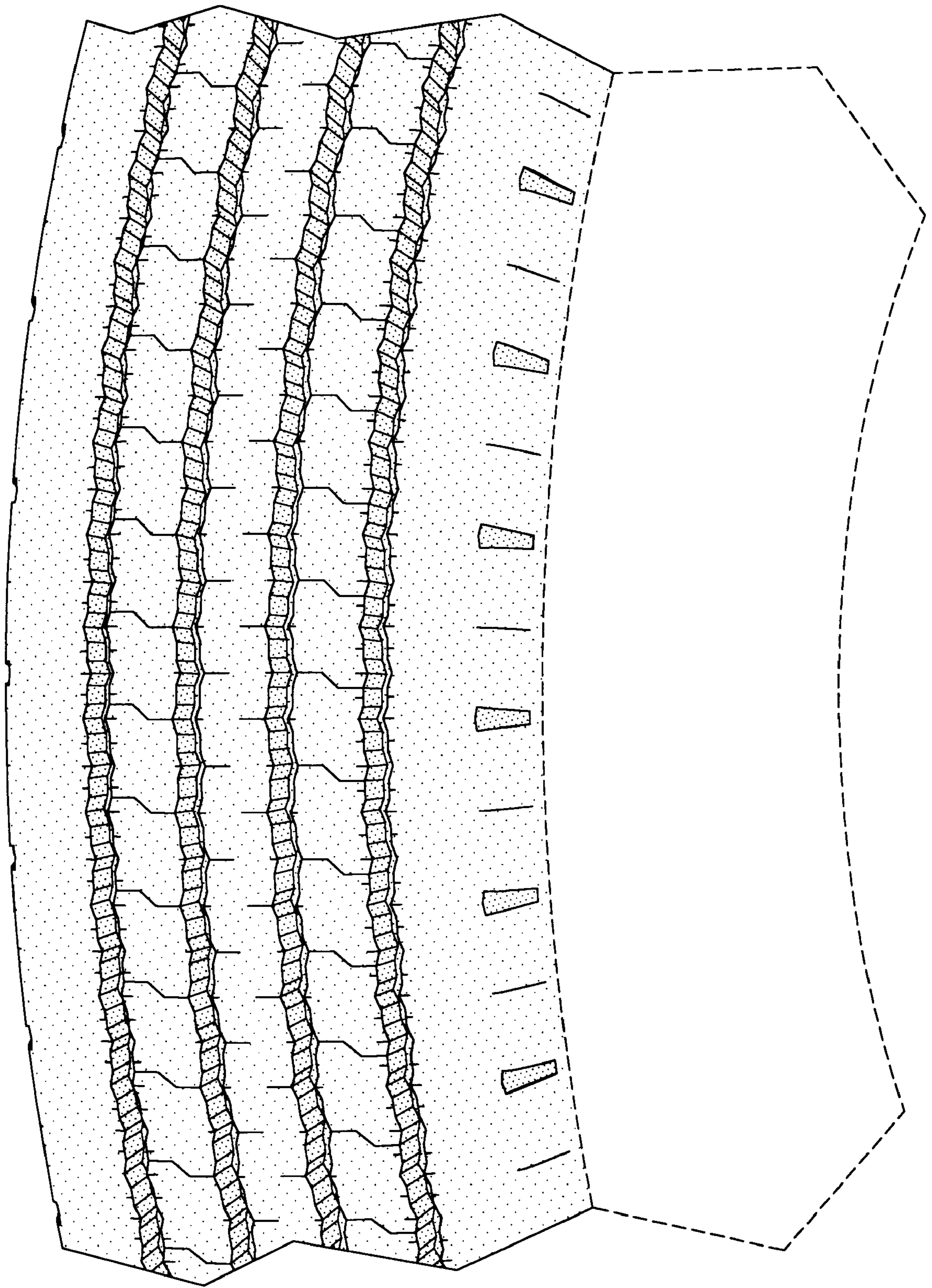


FIG-4