



US00D428345S

United States Patent [19]
Chodat

[11] **Patent Number: Des. 428,345**

[45] **Date of Patent: ** Jul. 18, 2000**

[54] **WATCH CASE**

D. 388,001 12/1997 Wunderman D10/39
D. 398,861 9/1998 Riley D10/30

[75] Inventor: **Jean-Pierre Chodat**, Auvernier,
Switzerland

Primary Examiner—Nelson C. Holtje
Attorney, Agent, or Firm—Stroock & Stroock & Lavan LLP

[73] Assignee: **Ebel S.A.**, La Chaux-de-Fonds,
Switzerland

[57] **CLAIM**

[**] Term: **14 Years**

The ornamental design for a watch case, as shown.

[21] Appl. No.: **29/106,118**

DESCRIPTION

[22] Filed: **Jun. 9, 1999**

FIG. 1 is a perspective view of a watch case design in accordance with the invention;

[30] **Foreign Application Priority Data**

FIG. 2 is a top plan view of the watch case design depicted in FIG. 1;

Dec. 9, 1998 [XH] Hague Agreement DMA/004384

FIG. 3 is a bottom plan view of the watch case design depicted in FIG. 1;

[51] **LOC (7) Cl.** **10-02**

FIG. 4 is a left side elevational view of the watch case design depicted in FIG. 1;

[52] **U.S. Cl.** **D10/30**

[58] **Field of Search** D10/1-40, 122-132;
368/280-282, 276-277, 285

FIG. 5 is a right side elevational view of the watch case design depicted in FIG. 1;

[56] **References Cited**

FIG. 6 is a front elevational view of the watch case design depicted in FIG. 1; and,

U.S. PATENT DOCUMENTS

FIG. 7 is a rear elevational view of the watch case design depicted in FIG. 1.

D. 312,792 12/1990 Ratajski D10/32
D. 352,464 11/1994 Hysek D10/32
D. 353,339 12/1994 Gazzola D10/30

1 Claim, 4 Drawing Sheets





FIG. 1




FIG. 2




FIG. 3

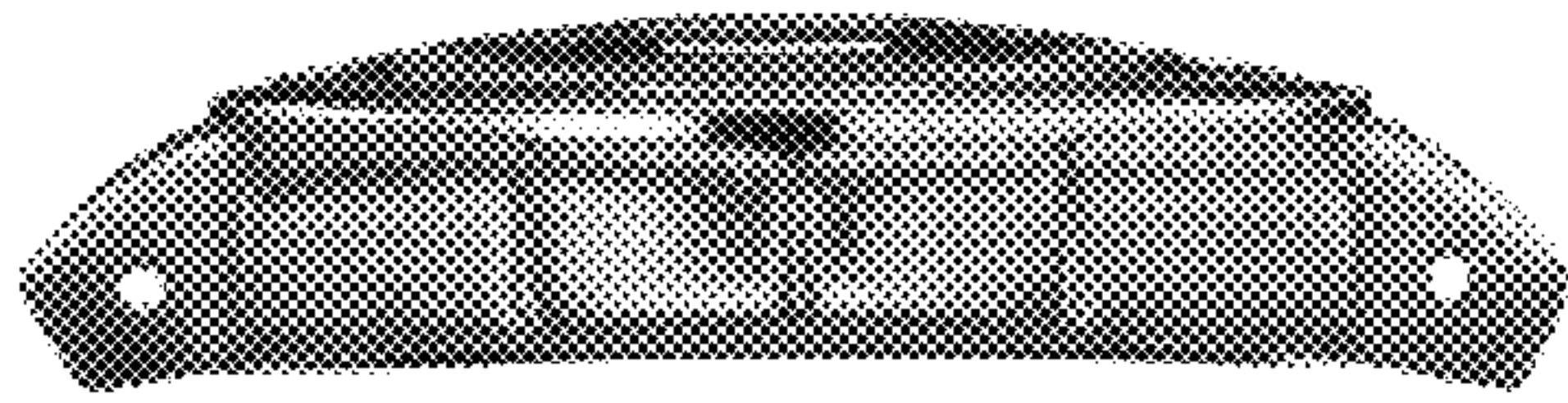


FIG. 4




FIG. 5

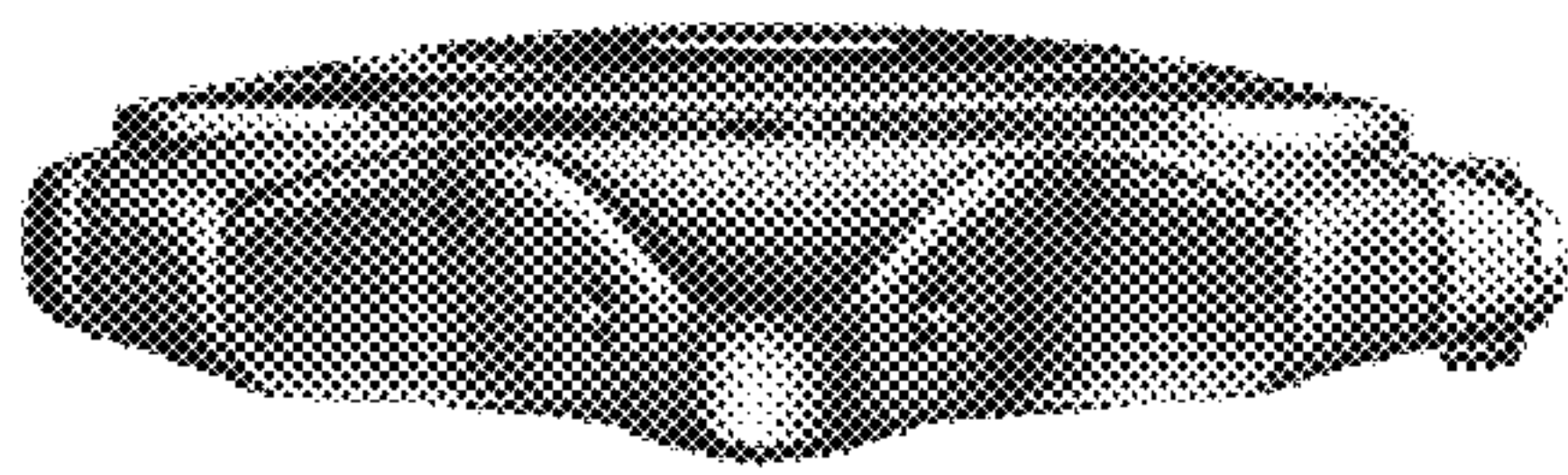


FIG. 6

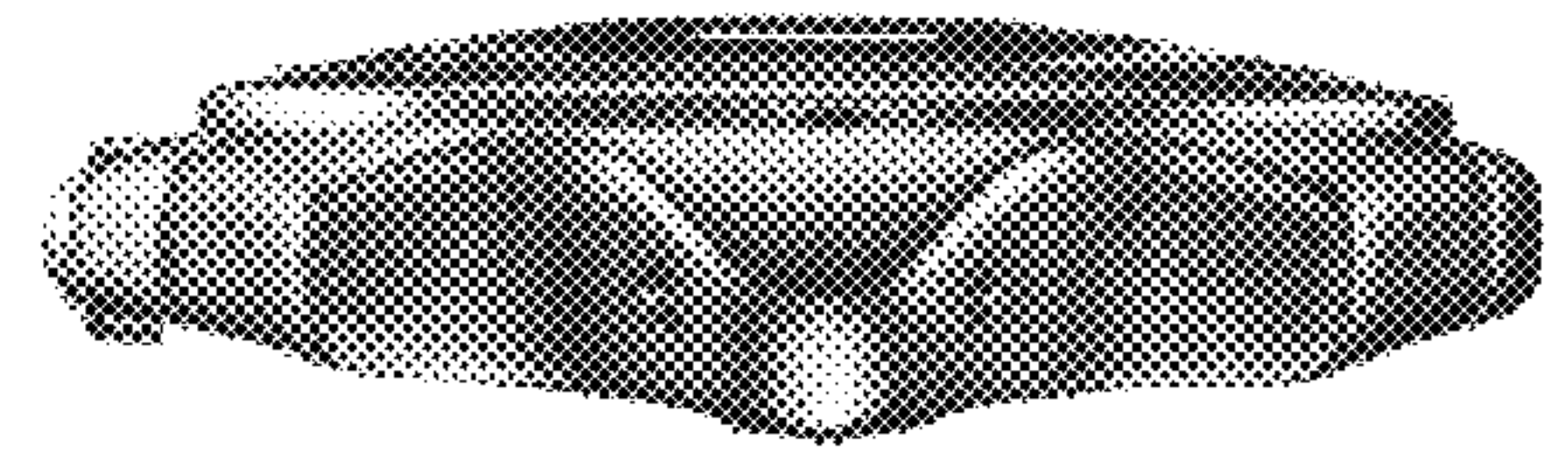


FIG. 7