



US00D428335S

United States Patent [19]

Toyota et al.

[11] Patent Number: **Des. 428,335**

[45] Date of Patent: **** Jul. 18, 2000**

[54] **PACKAGE**

[75] Inventors: **Hiroshi Toyota**, Nara; **Junko Kato**, Osaka, both of Japan

[73] Assignee: **Matsushita Electric Industrial Co., Ltd.**, Japan

[**] Term: **14 Years**

[21] Appl. No.: **29/111,860**

[22] Filed: **Oct. 5, 1999**

[30] **Foreign Application Priority Data**

Sep. 4, 1999 [JP] Japan 11-9200

[51] **LOC (7) Cl.** **09-03**

[52] **U.S. Cl.** **D9/432**

[58] **Field of Search** D9/337, 341, 345-346, D9/414, 430-433, 499; 229/116.1, 116.5, 87.19, 923

[56] **References Cited**

U.S. PATENT DOCUMENTS

- D. 76,992 11/1928 Fawcett D9/432
- D. 87,781 9/1932 Hauck D9/432
- D. 255,874 7/1980 Fujimoto et al. D9/432
- D. 268,328 3/1983 Lovett, Jr. D9/432

- D. 285,178 8/1986 Ewry D9/432
- D. 323,618 2/1992 Arai et al. D9/432
- D. 329,375 9/1992 Bergman D9/433
- D. 357,861 5/1995 Sawa et al. D9/432
- D. 419,443 1/2000 Yonehara et al. D9/432

Primary Examiner—Ted Shooman
Assistant Examiner—Carol Rademaker
Attorney, Agent, or Firm—Saidman DesignLaw Group

[57] **CLAIM**

The ornamental design for a package, as shown and described.

DESCRIPTION

FIG. 1 is a front view of a package showing our new design, the rear view being identical;
FIG. 2 is a right side view thereof, the left side view being identical;
FIG. 3 is a top plan view thereof; and,
FIG. 4 is a perspective view from top, front and right side thereof.

The surface(s) or portion(s) of the article not shown in the drawing or described in the specification form(s) no part of the claimed design.

The black shading in the drawings is intended to represent the color black in the claimed design.

1 Claim, 2 Drawing Sheets




FIG. 1




FIG. 2




FIG. 3




FIG. 4

