



US00D428313S

United States Patent [19]
Nichols

[11] **Patent Number: Des. 428,313**
[45] **Date of Patent: ** Jul. 18, 2000**

[54] **OFFSET PLANT STAKE HOLDER**

[76] Inventor: **Charles W. Nichols**, 1 Merrimac St.
No. 30, Newburyport, Mass. 01950

[**] Term: **14 Years**

[21] Appl. No.: **29/107,068**

[22] Filed: **Jun. 24, 1999**

[51] **LOC (7) Cl.** **08-01**

[52] **U.S. Cl.** **D8/1**

[58] **Field of Search** D8/1; 47/44, 46,
47/47, 48.5

[56] **References Cited**

U.S. PATENT DOCUMENTS

D. 390,429	2/1998	Spero	D8/1
D. 414,994	10/1999	Vachon	D8/1
1,916,305	7/1933	Esselen	47/47
5,067,274	11/1991	Lewis	47/47
5,542,210	8/1996	Hupfl	47/47

Primary Examiner—Robin V. Taylor
Attorney, Agent, or Firm—William Nitkin


[57] **CLAIM**

The ornamental design for an offset plant stake holder, as shown and described.

DESCRIPTION

FIG. 1 is a front elevational view of an offset plant stake holder showing my new design;
FIG. 2 is a rear elevational view thereof;
FIG. 3 is a right side elevational view thereof;
FIG. 4 is a left side elevational view thereof;
FIG. 5 is a top plan view thereof;
FIG. 6 is a bottom plan view thereof; and
FIG. 7 is a front elevational view shown in it's intended use; and,
FIG. 8 is a front perspective view shown with an additional ring.
The broken line showing in FIGS. 7 and 8 are for illustrative purposes only and forms no part of the claimed design.

1 Claim, 3 Drawing Sheets



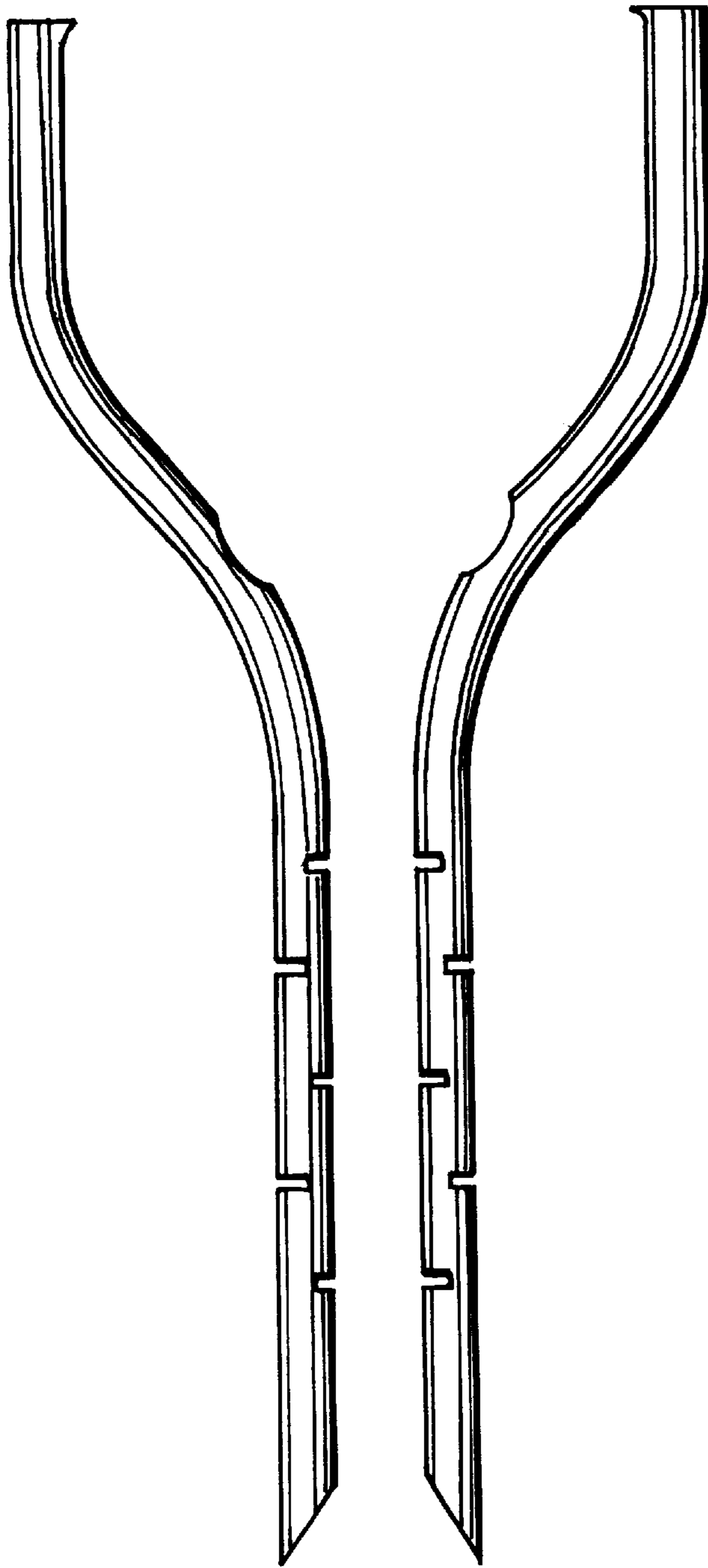


FIG. 1 FIG. 2

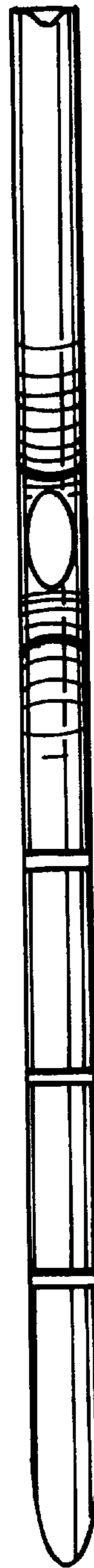


FIG. 3

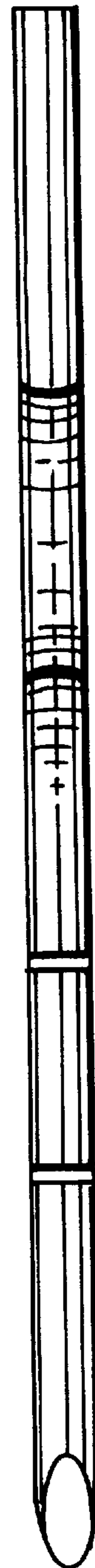


FIG. 4

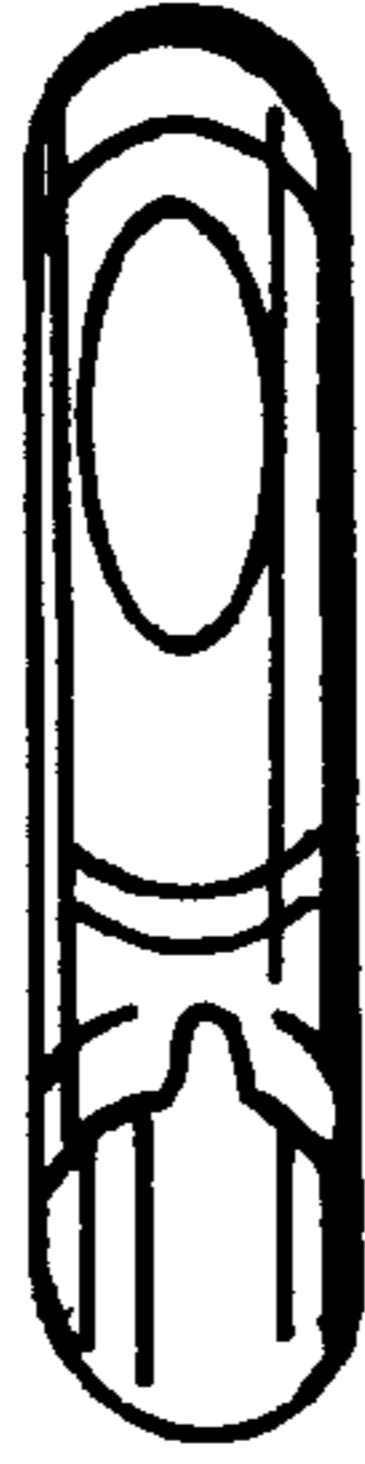


FIG. 5



FIG. 6

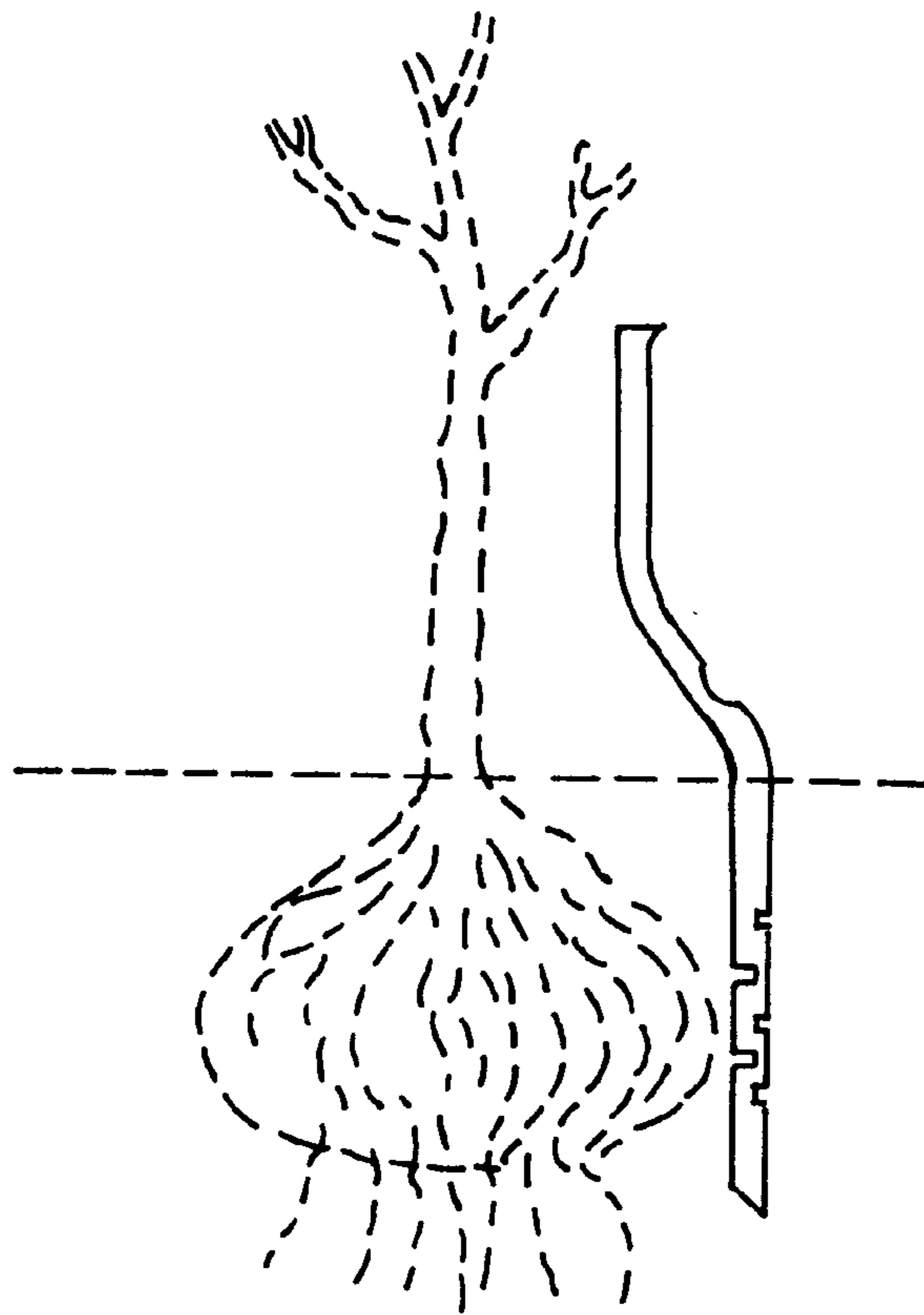


FIG. 7

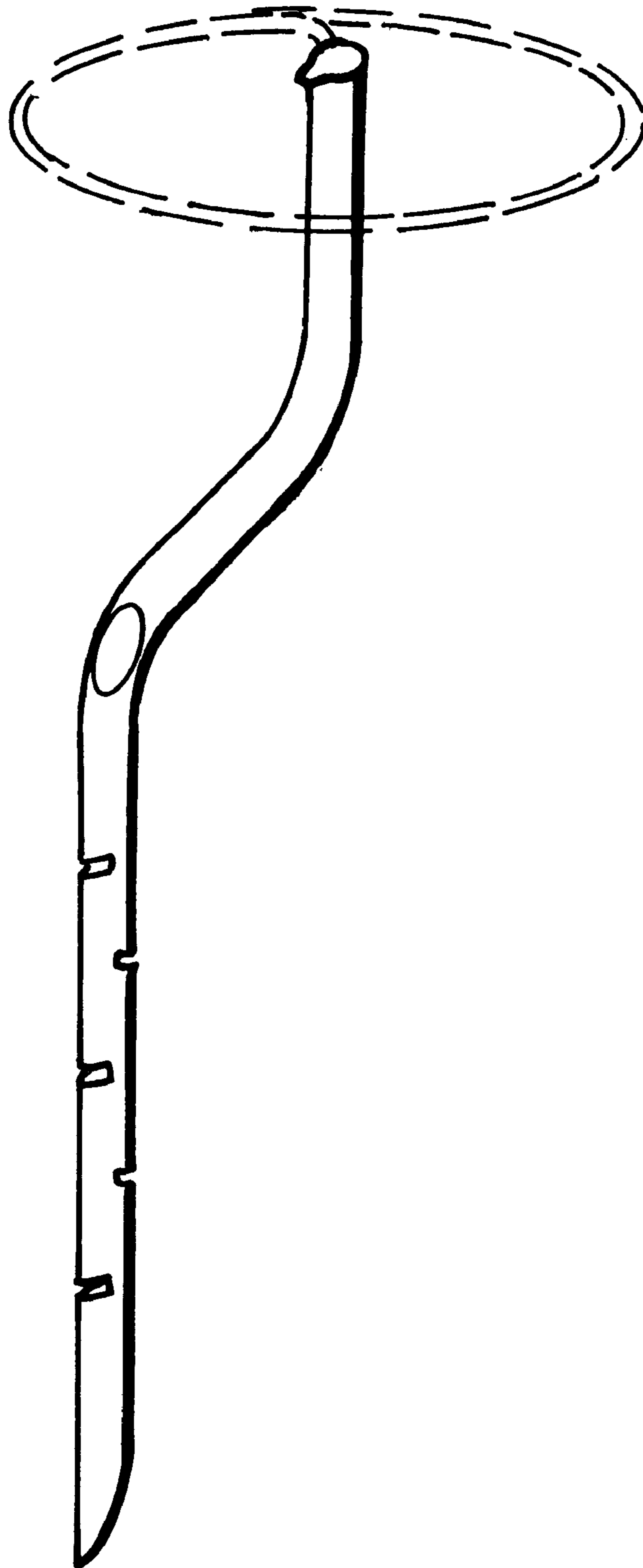


FIG. 8