



US00D428293S

United States Patent [19]

Williams

[11] Patent Number: **Des. 428,293**

[45] Date of Patent: **** Jul. 18, 2000**

[54] **BATHROOM RUG WITH ATTACHING SYSTEM**

[76] Inventor: **Mattique J Williams**, 361 Kralik St., Oceanside, Calif. 92054

[**] Term: **14 Years**

[21] Appl. No.: **29/114,208**

[22] Filed: **Nov. 19, 1999**

[51] **LOC (7) Cl.** **06-11**

[52] **U.S. Cl.** **D6/583; D6/582; D6/59.2**

[58] **Field of Search** D6/582, 583, 585-589, D6/592; 4/580, 581, 582, 583, 584, 585; 5/417, 418, 419, 420; 15/215, 216, 217; D25/153; D12/203

[56] **References Cited**

U.S. PATENT DOCUMENTS

- D. 85,859 12/1931 Capouch 4/581
- D. 166,039 2/1952 Langensiepen 4/582
- D. 414,973 10/1999 Craft et al. D6/582 X
- 3,034,140 5/1962 Reynolds 4/583

- 3,076,976 2/1963 Bogar 4/583
- 3,418,668 12/1968 Anderson et al. 4/583

Primary Examiner—Louis S. Zarfaz
Assistant Examiner—Monica A. Weingart

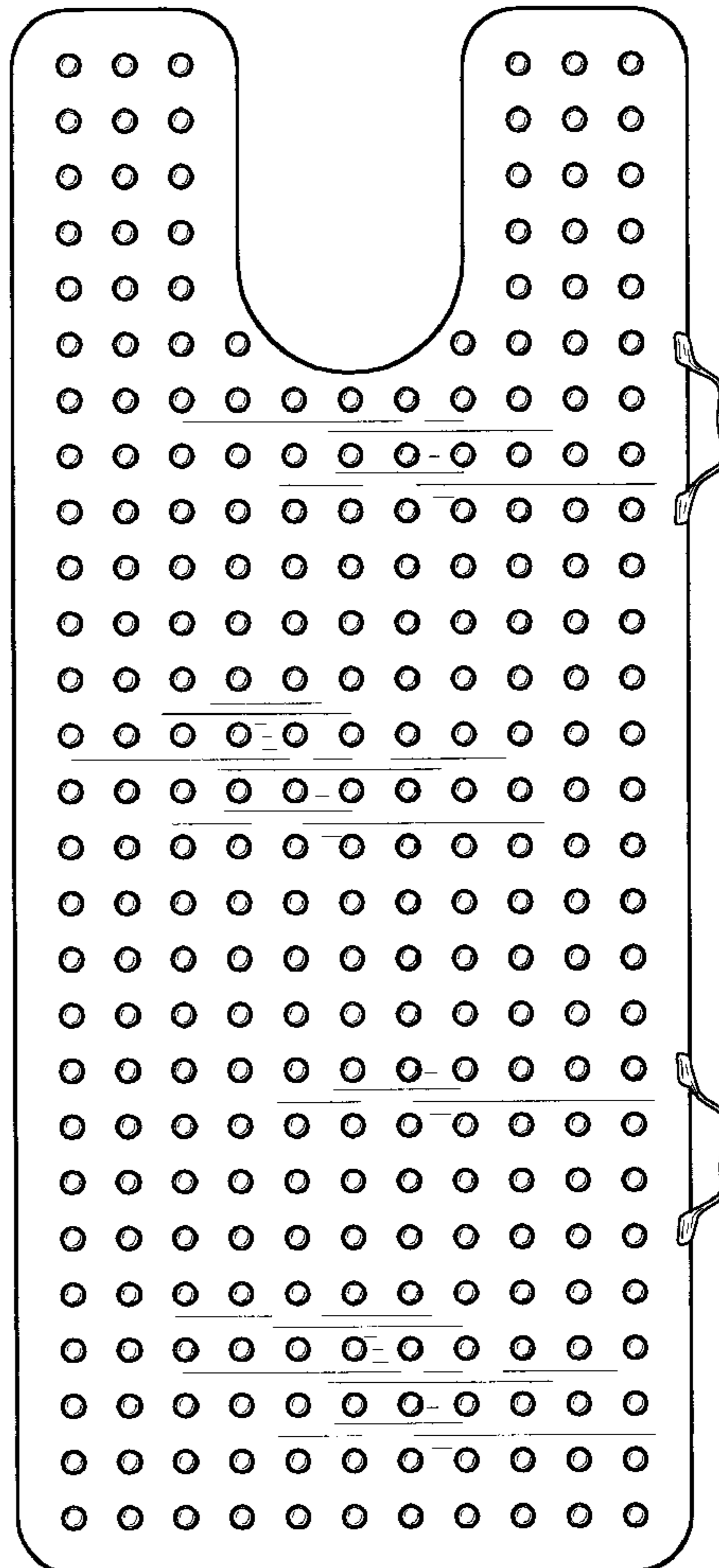

[57] **CLAIM**

The ornamental design for a bathroom rug with attaching system, as shown and described.

DESCRIPTION

FIG. 1 is a front elevational view of the bathroom rug with attaching system of the present invention;
 FIG. 2 is a rear elevational view of the bathroom rug with attaching system of FIG. 1;
 FIG. 3 is a left side elevational view of the bathroom rug with attaching system of FIG. 1;
 FIG. 4 is a right side elevational view of the bathroom rug with attaching system of FIG. 1;
 FIG. 5 is a top plan view of the bathroom rug with attaching system of FIG. 1; and,
 FIG. 6 is a bottom plan view of the bathroom rug with attaching system of FIG. 1.

1 Claim, 2 Drawing Sheets






Fig. 1

