



US00D428286S

United States Patent [19]

[11] Patent Number: Des. 428,286

Phelps et al.

[45] Date of Patent: ** Jul. 18, 2000

[54] DISPENSER ADAPTER FOR CORELESS ROLLS OF PRODUCTS

[75] Inventors: Stephen Lawrence Phelps, Lilburn, Ga.; Arthur J. Garcia, Morrisville, Pa.

[73] Assignee: Kimberly-Clark Worldwide, Neenah, Wis.

[**] Term: 14 Years

[21] Appl. No.: 29/088,656

[22] Filed: May 29, 1998

[51] LOC (7) Cl. 06-02

[52] U.S. Cl. D6/512

[58] Field of Search D6/512, 523, 524, D6/518, 542-545, 553, 567; 211/1, 71, 74, 75, 86-89, 90, 134; 222/173; 221/282

[56] References Cited

U.S. PATENT DOCUMENTS

Re. 25,828	8/1965	Wooster	242/55.2
D. 238,462	1/1976	Bauman	D6/97
D. 238,466	1/1976	Bauman	D6/97
D. 316,201	4/1991	Shimasaki	D6/518
D. 318,770	8/1991	Grisel	D6/523
D. 327,798	7/1992	Addison et al.	D6/523

(List continued on next page.)

FOREIGN PATENT DOCUMENTS

833971	2/1970	Canada .
928671	6/1973	Canada .
2190806	6/1997	Canada .
0089933 A1	9/1983	European Pat. Off. .
0618159A2	2/1994	European Pat. Off. .
0589481 A1	3/1994	European Pat. Off. .
0608046 A1	7/1994	European Pat. Off. .
0698367A1	2/1996	European Pat. Off. .
0729724A1	9/1996	European Pat. Off. .
0842881A2	5/1998	European Pat. Off. .
2 251 202	6/1975	France .
1194670	6/1965	Germany .

1 248 002	9/1971	United Kingdom .
2 120 206	11/1983	United Kingdom .
2 244 472	12/1992	United Kingdom .
2 276 107	9/1994	United Kingdom .
2 294 681	5/1996	United Kingdom .
93/10700	6/1993	WIPO .
93/21094	10/1993	WIPO .
94/27483	12/1994	WIPO .
94/29205	12/1994	WIPO .
95/01929	1/1995	WIPO .
95/08940	4/1995	WIPO .
95/13183	5/1995	WIPO .
96/26878	9/1996	WIPO .
96/27546	9/1996	WIPO .
96/28079	9/1996	WIPO .
99/12462	3/1999	WIPO .

OTHER PUBLICATIONS

JP 8196469 A (Abstract Only); Assignee: Sekisui Chem Ind Co. Ltd.; Mar. 4, 1991.
JP 8333041 A (Abstract Only); Assignee: Taisei Tekkosho KK; Dec. 17, 1996.

(List continued on next page.)

Primary Examiner—Marcus A. Jackson
Attorney, Agent, or Firm—Karl V. Sidor

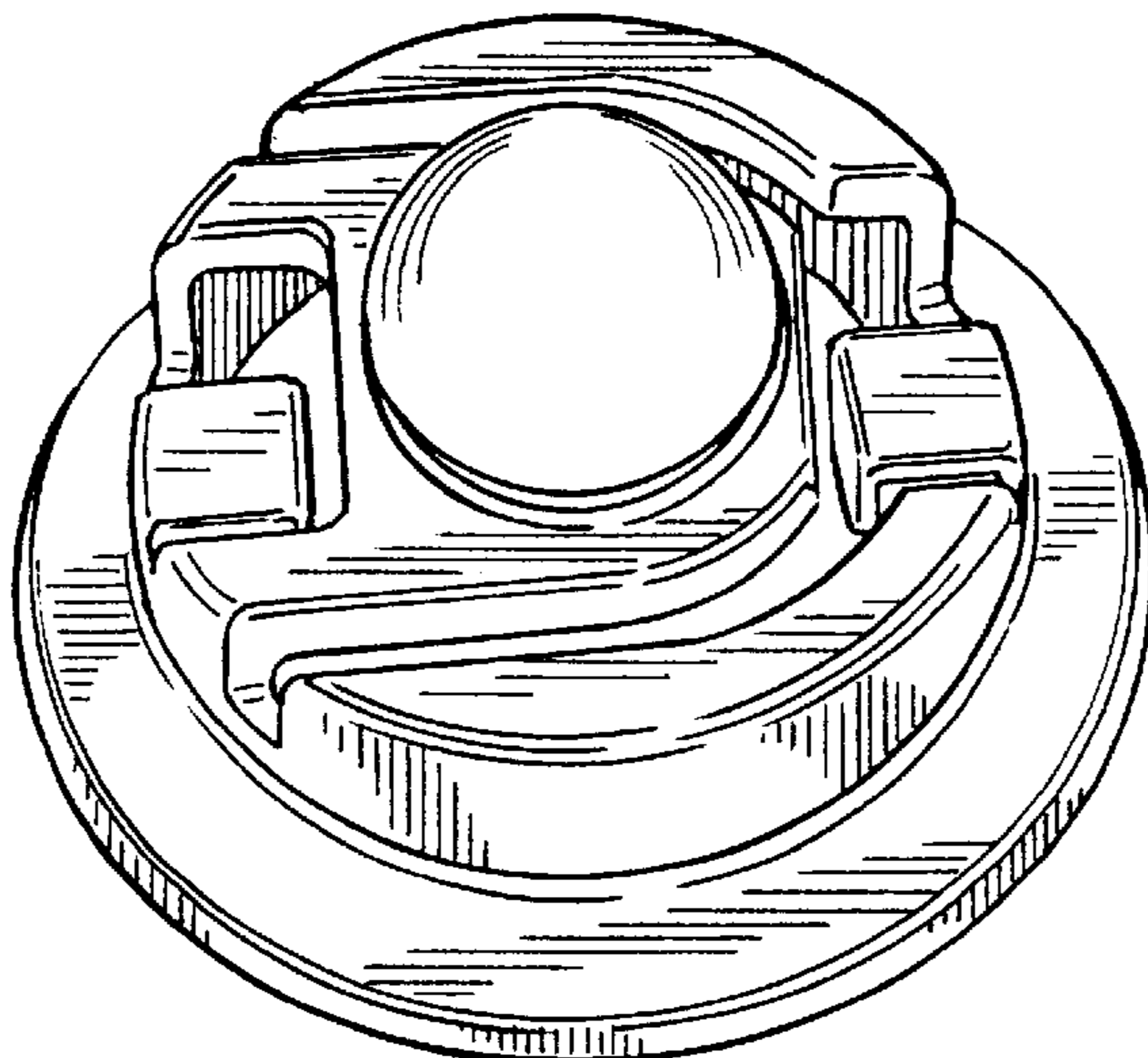
[57] CLAIM

We claim the ornamental design for the dispenser adapter for coreless rolls of products, as shown and described.

DESCRIPTION

FIG. 1 is a right front perspective view of the dispenser adapter for coreless rolls of products showing my new design;
FIG. 2 is a top plan view thereof;
FIG. 3 is a front elevation thereof;
FIG. 4 is a back elevation thereof;
FIG. 5 is a right side view thereof;
FIG. 6 is a left side view thereof; and,
FIG. 7 is a bottom plan view thereof.

1 Claim, 4 Drawing Sheets



5,725,176	3/1998	Vigneau	242/521
5,730,387	3/1998	Yamazaki	242/532.3
5,746,379	5/1998	Shimizu	242/160.1
5,794,882	8/1998	Lewis	242/423.1
5,797,559	8/1998	Coffey	242/527.6
5,839,680	11/1998	Biagiotti	242/160.1
5,848,762	12/1998	Reinheimer et al.	242/595
5,849,357	12/1998	Andersson	427/179
5,868,275	2/1999	Moody	221/33
5,868,342	2/1999	Moody et al.	242/560
5,875,985	3/1999	Cohen et al.	242/160
5,895,008	4/1999	Sanders	242/541.2
5,904,316	5/1999	Dunning et al.	242/595

OTHER PUBLICATIONS

JP 8333055 A (Abstract Only); Assignee: Uchinami KK; Dec. 17, 1906.
JP 9118455 A (Abstract Only); Assignee Taisei Tekkosho KK; May 6, 1997.
JP 9216755 A (Abstract Only); Assignee: Yamazaki T; Aug. 19, 1997.
JP 9323849 A (Abstract Only); Assignee: Taisei Tekkosho KK; Dec. 16, 1977.
TW 293002 A (Abstract Only); Assignee; Minnesota Mining & Mfg. Co.; Dec. 11, 1996.

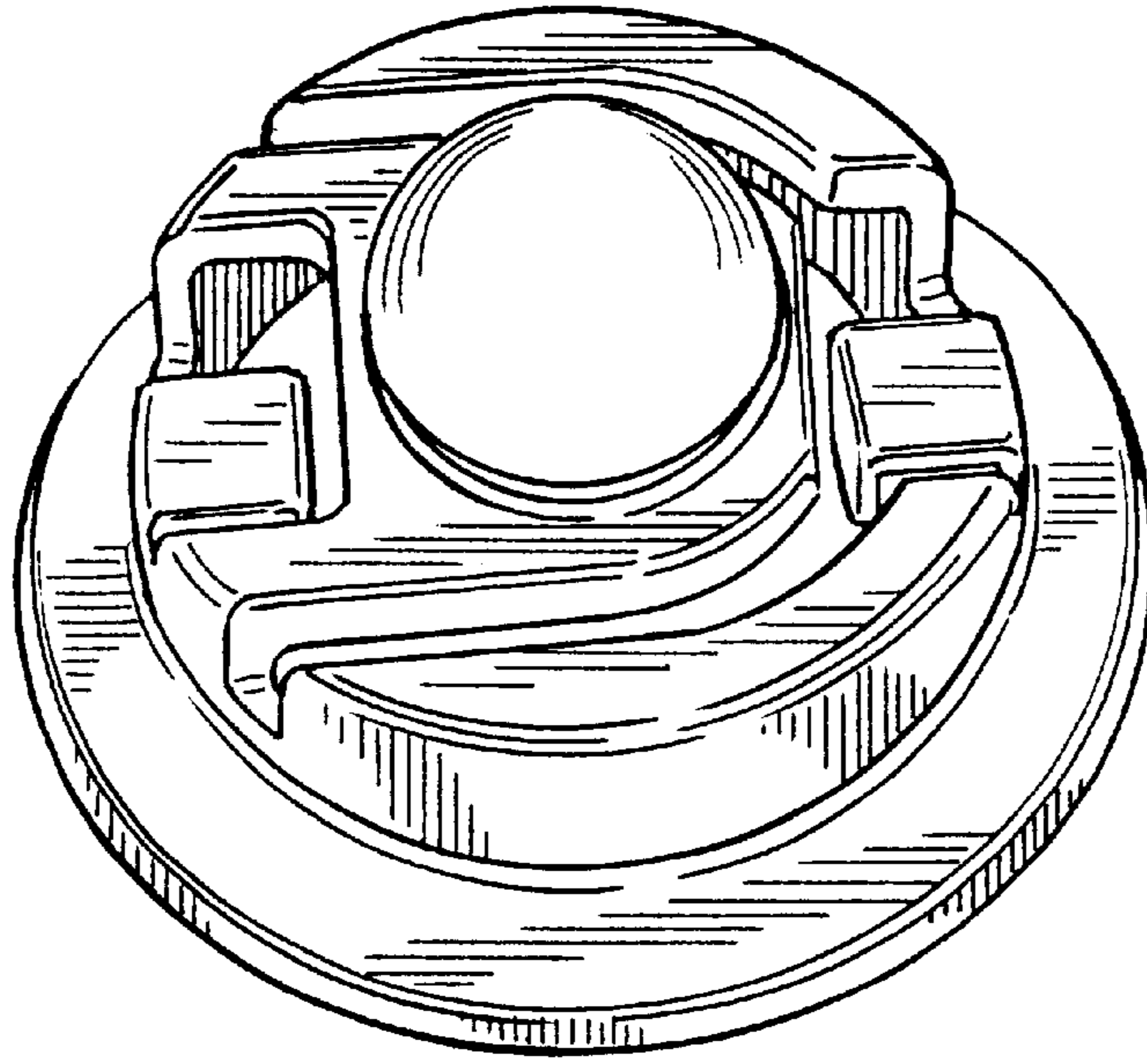


FIG. 1

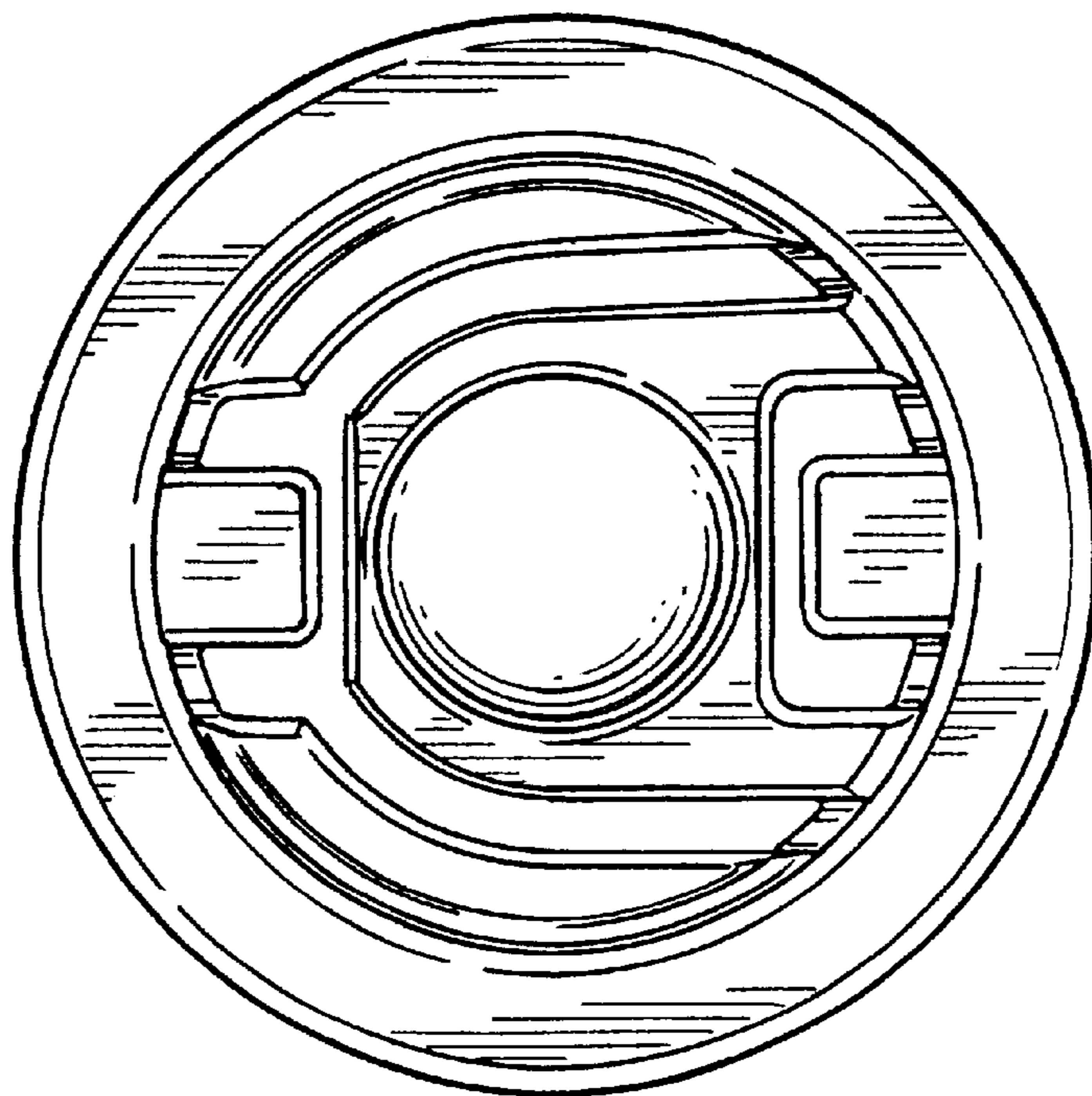


FIG. 2

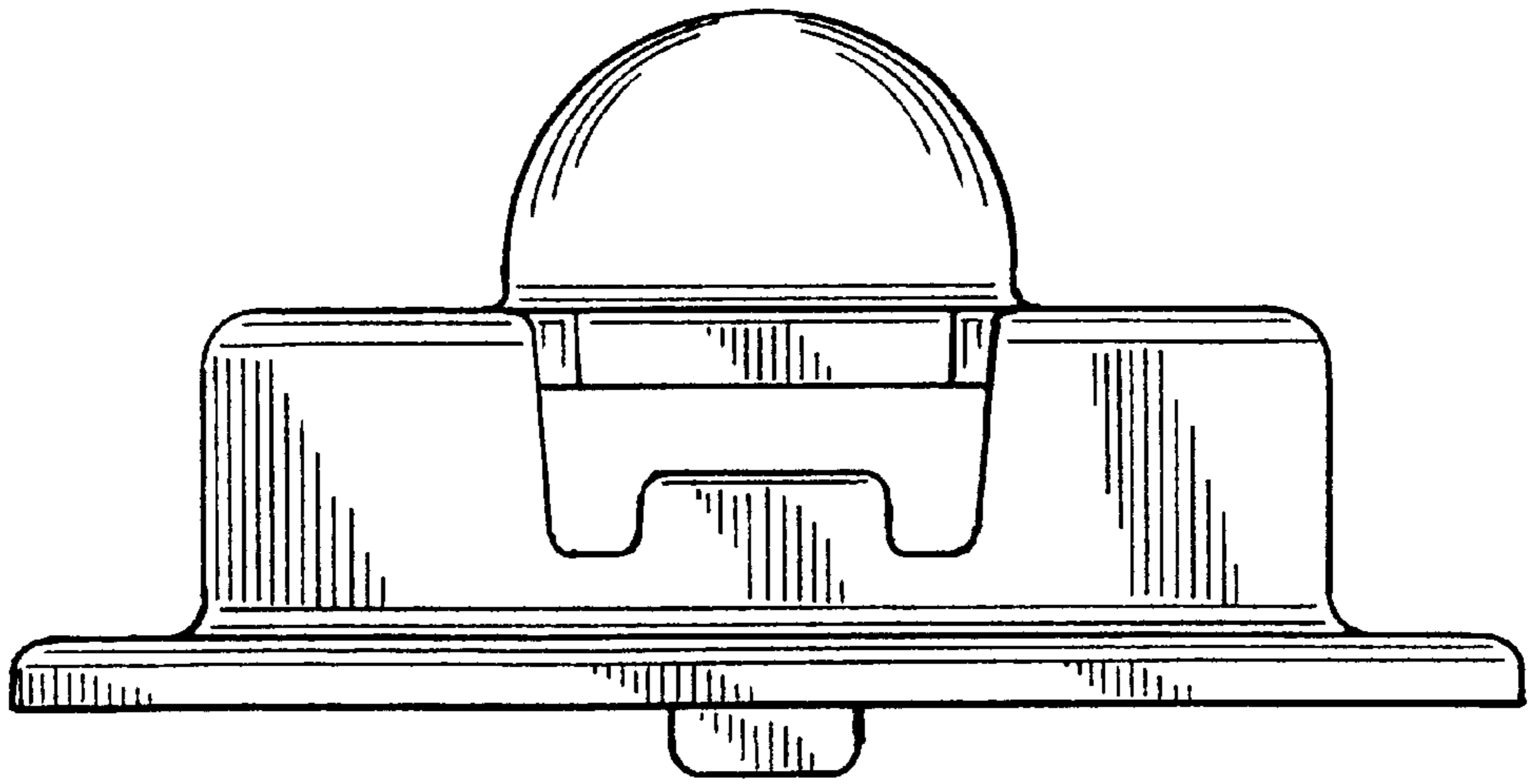


FIG. 3

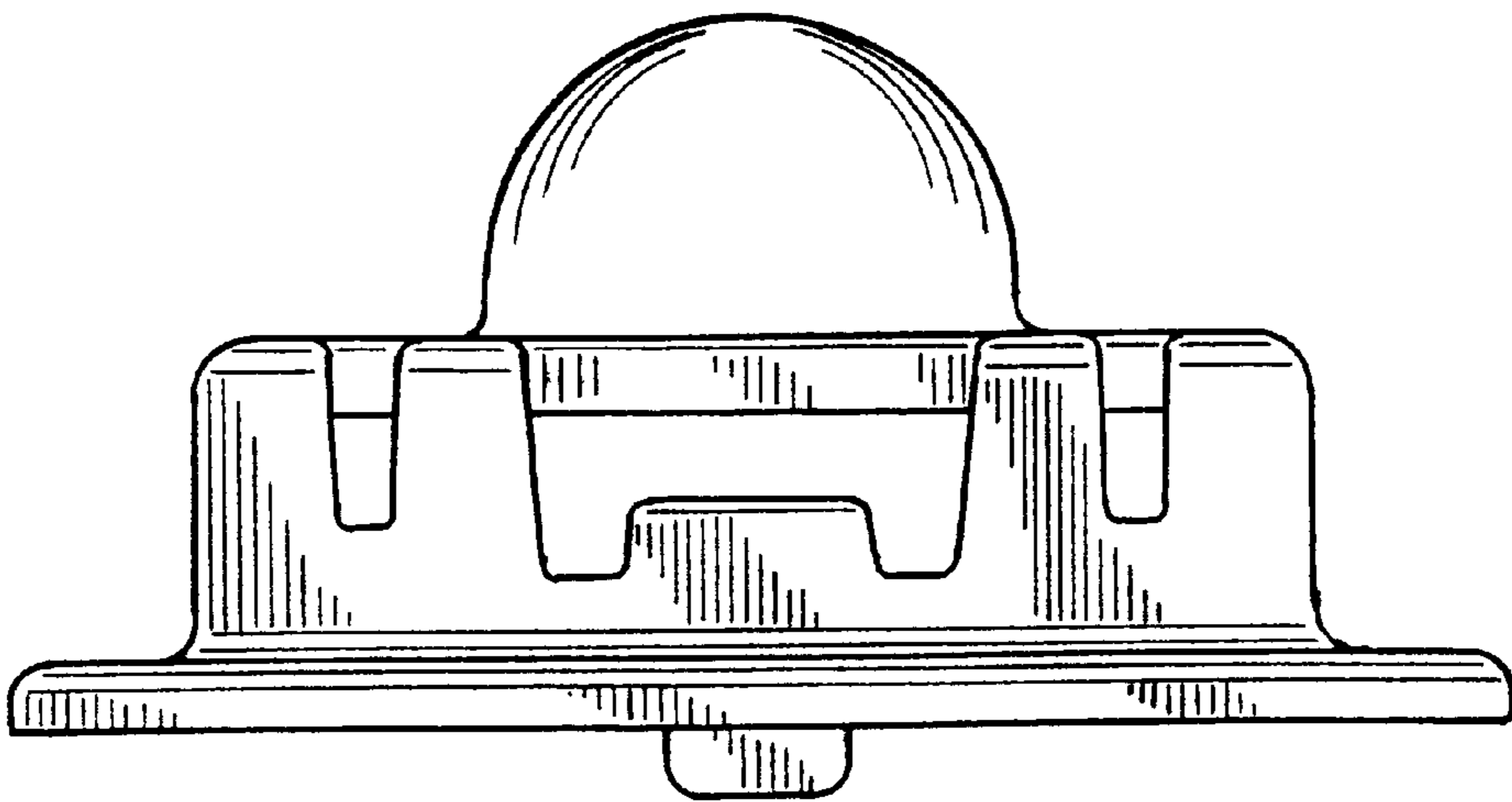


FIG. 4

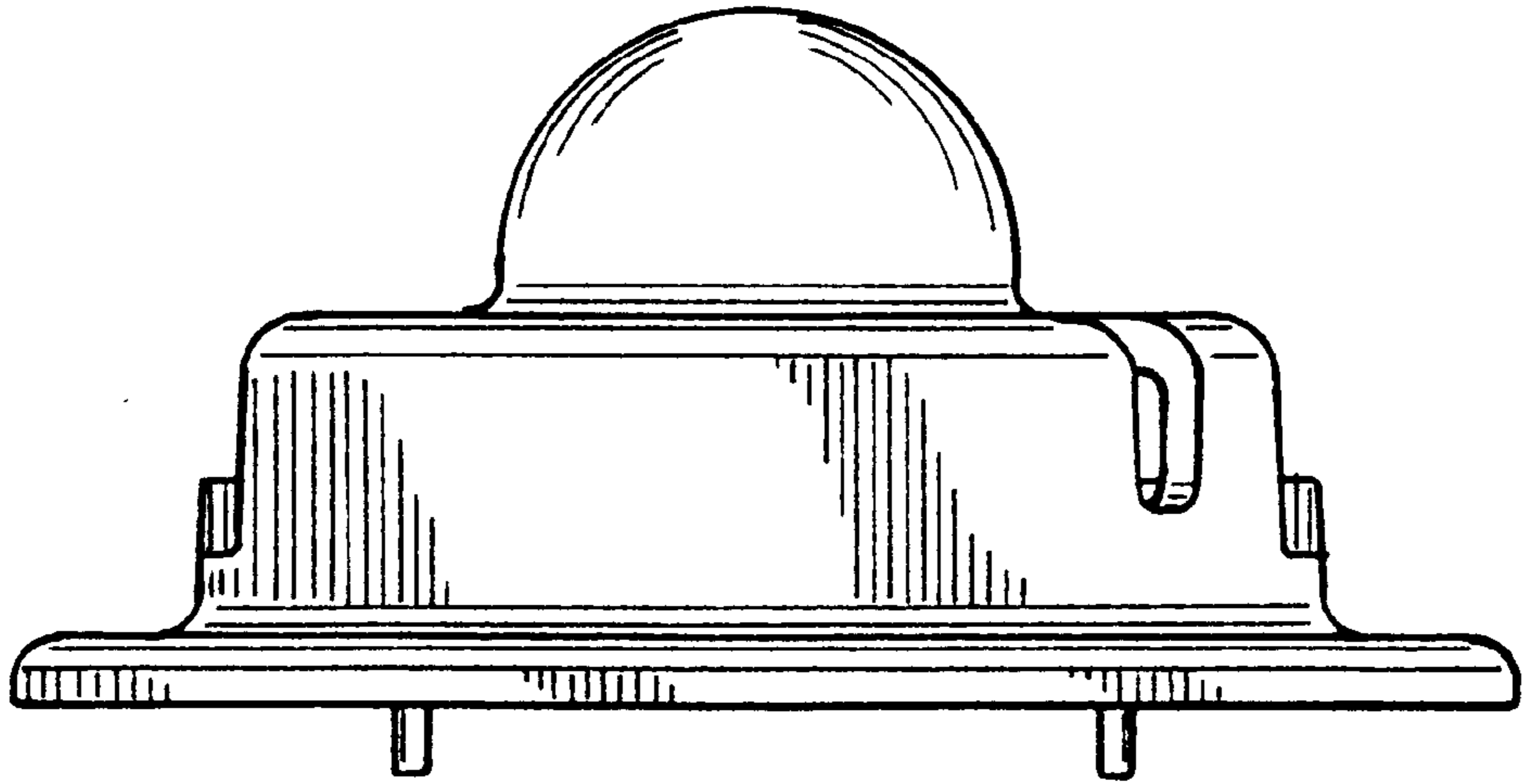


FIG. 5

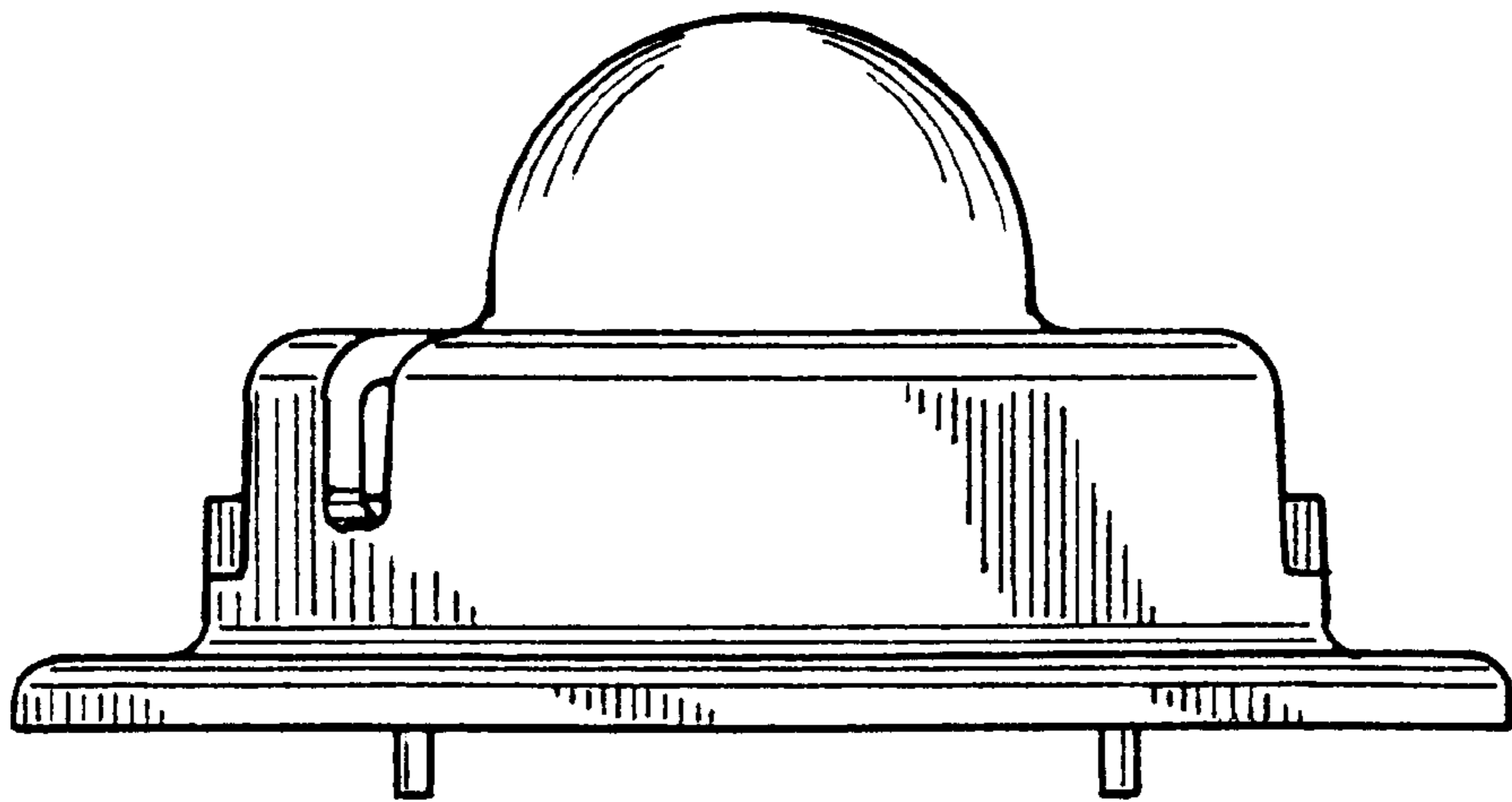


FIG. 6

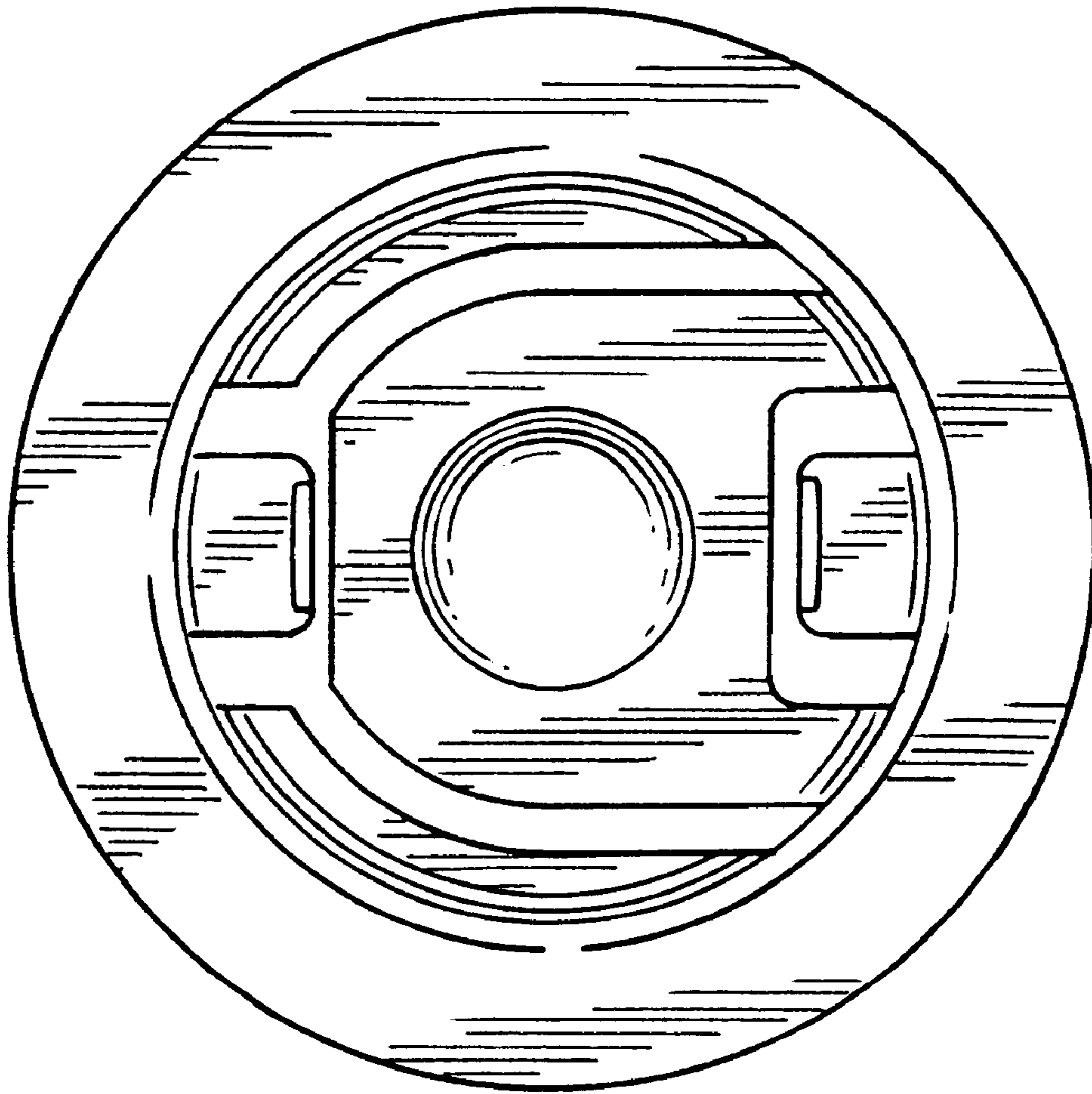


FIG. 7