



US00D428247S

# United States Patent [19] Selbiger

[11] **Patent Number: Des. 428,247**

[45] **Date of Patent: \*\* Jul. 18, 2000**

[54] **PORTION OF A SHOE UPPER**

[75] Inventor: **Lawrence G. Selbiger**, Portland, Oreg.

[73] Assignee: **Nike, Inc.**, Beaverton, Oreg.

[\*\*] Term: **14 Years**

[21] Appl. No.: **29/119,820**

[22] Filed: **Mar. 9, 2000**

[51] **LOC (7) Cl. .... 02-99**

[52] **U.S. Cl. .... D2/972**

[58] **Field of Search** ..... D2/896, 902, 907,  
D2/943, 944, 969, 972, 973; 36/45, 50.1,  
51, 77 M, 77 R, 83, 88, 89, 113, 114, 126-130

Nike Spring 1995 Footwear Catalog, p. 94, published Jun. 1994.

Nike Fall 1996 Footwear Catalog, p. 163, published Sep. 1994.

Nike Holiday 1997 Footwear Catalog, p. 16, published Mar. 1997.

Nike Fall 1998 Footwear Catalog, p. 118, published Dec. 1997.

Nike Spring 1999 Footwear Catalog, pp. M43 and M80 published Jun. 1998.

Nike Spring 2000 Footwear Catalog, pp. 25, 29, 35, 53, and 88 published Jul. 1999.

Nike Fall 2000 Footwear Catalog, pp. 17 and 40 published Nov. 1999.

[56] **References Cited**

**U.S. PATENT DOCUMENTS**

- D. 294,654 3/1988 Liggett et al. .
- D. 304,387 11/1989 Brown .
- D. 311,809 11/1990 Jimenez .
- D. 355,756 2/1995 Vestuti .
- D. 357,796 5/1995 Crowley, II .
- D. 361,425 8/1995 Backus .
- D. 381,801 8/1997 Smith .
- D. 381,874 8/1997 Kuerbis .
- D. 385,989 11/1997 Feller .
- D. 391,057 2/1998 Cooper .
- D. 398,765 9/1998 Lozano .
- D. 402,103 12/1998 Hardy et al. .
- D. 417,772 12/1999 Selbiger ..... D2/972
- D. 420,505 2/2000 Lupo ..... D2/972
- D. 421,331 3/2000 Mervar et al. .

**OTHER PUBLICATIONS**

Nike Fall 1992 Footwear Catalog, p. 38, published Dec. 1991.

Nike Fall 1994 Footwear Catalog, p. 8, published Nov. 1993.

Nike Late Spring 1995 Footwear Catalog, p. 58, published Sep. 1994.

*Primary Examiner*—Dominic Simone  
*Attorney, Agent, or Firm*—Banner & Witcoff, Ltd.

[57] **CLAIM**

The ornamental design for a portion of a shoe upper, as shown and described.

**DESCRIPTION**

FIG. 1 is a perspective view of a portion of a shoe upper showing my new design;

FIG. 2 is a side elevational view thereof;


FIG. 3 is a top plan view thereof;

FIG. 4 is a front elevational view thereof; and,

FIG. 5 is a rear elevational view thereof.

The broken line showing of the selected panel seams in the tongue region and the remainder of the shoe is for illustrative purposes only and forms no part of the claimed design.

**1 Claim, 4 Drawing Sheets**



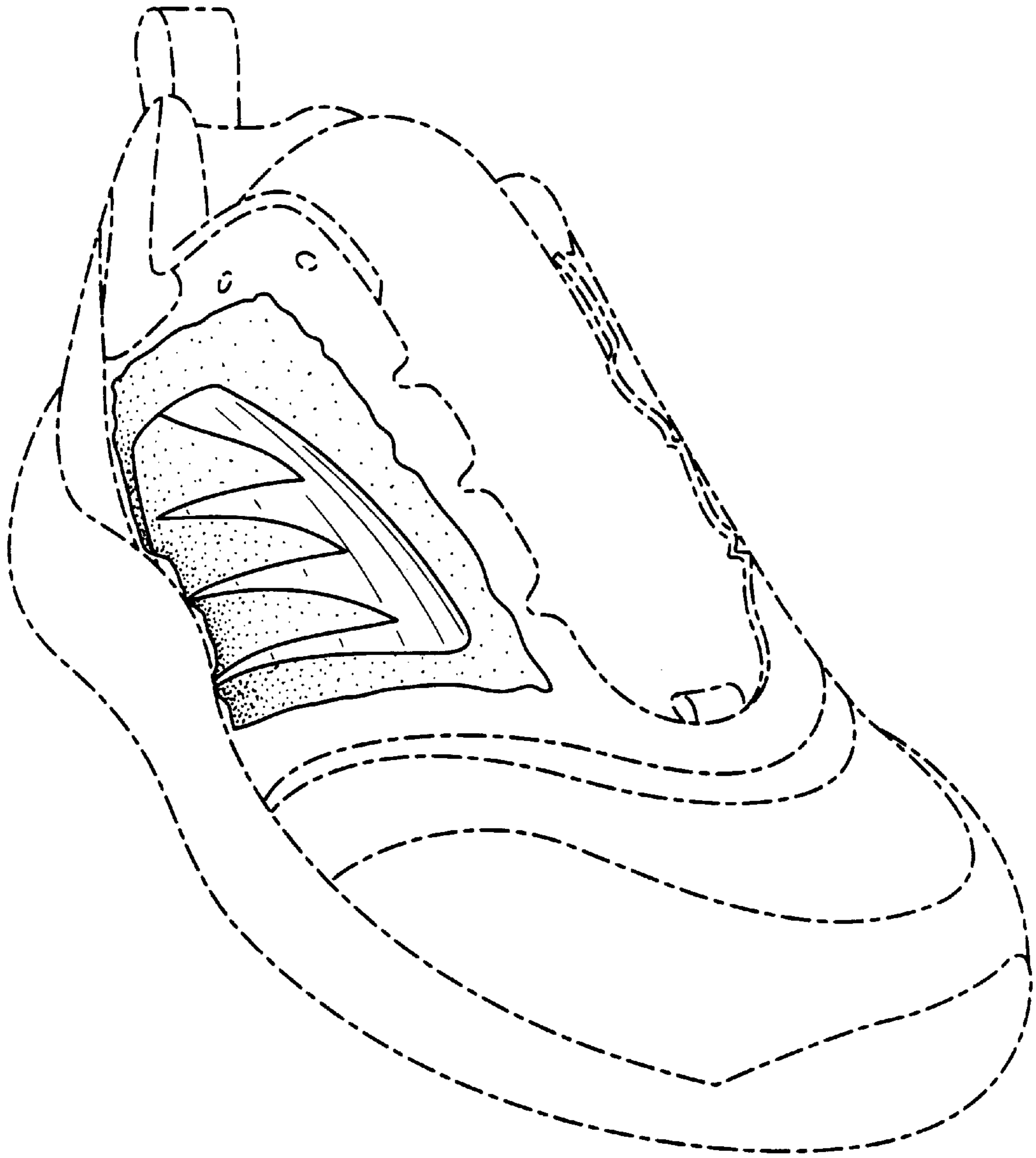


FIG. 1

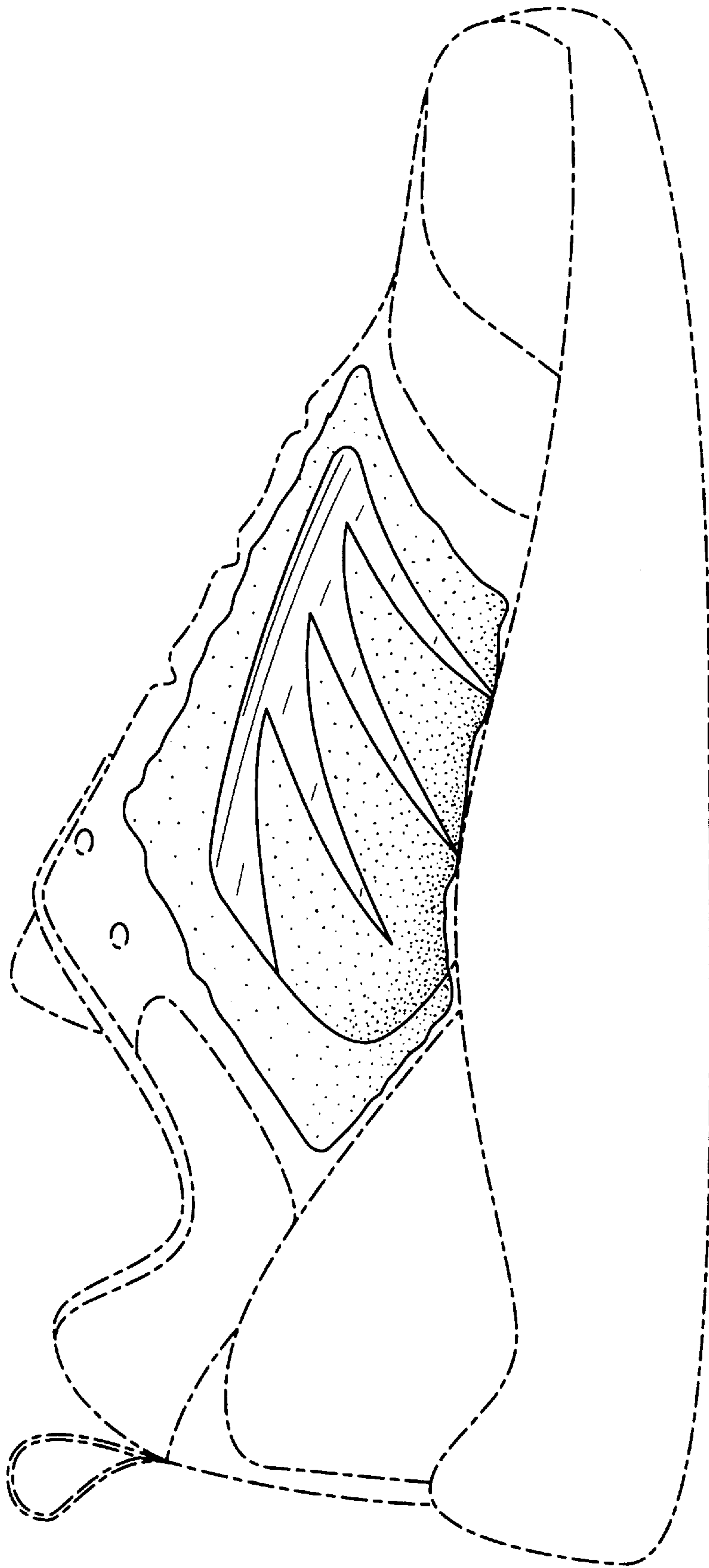


FIG. 2

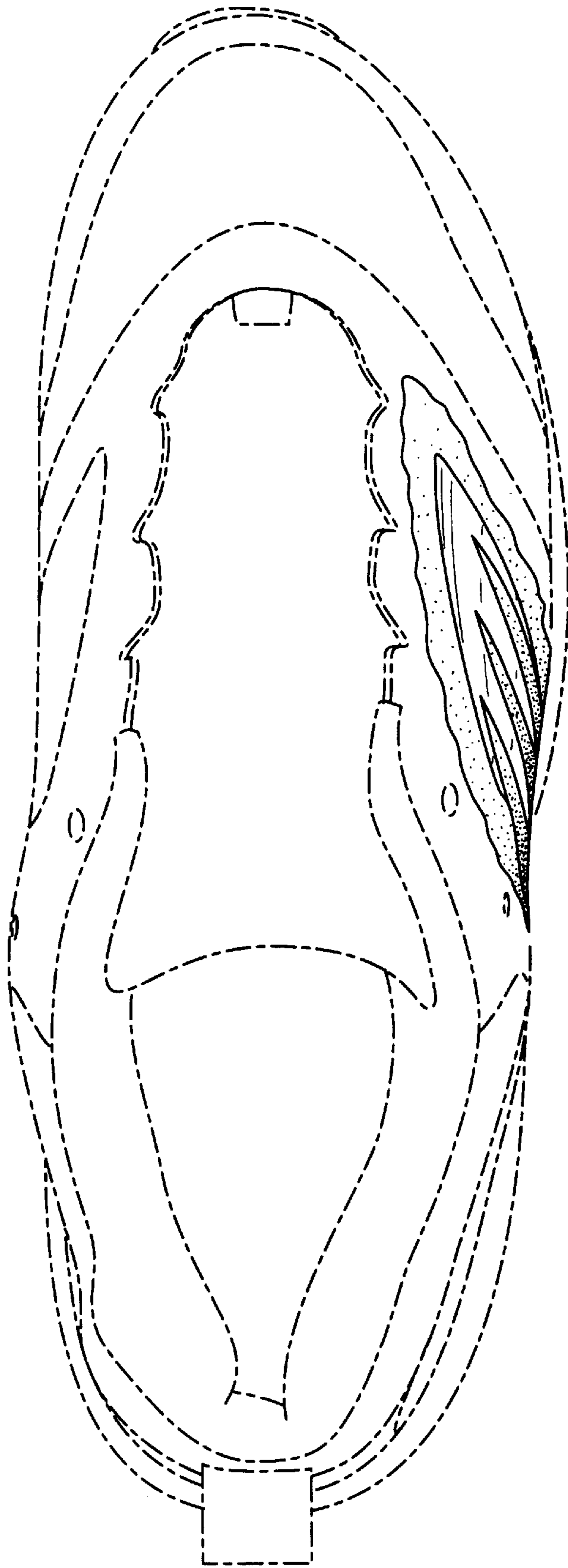


FIG. 3

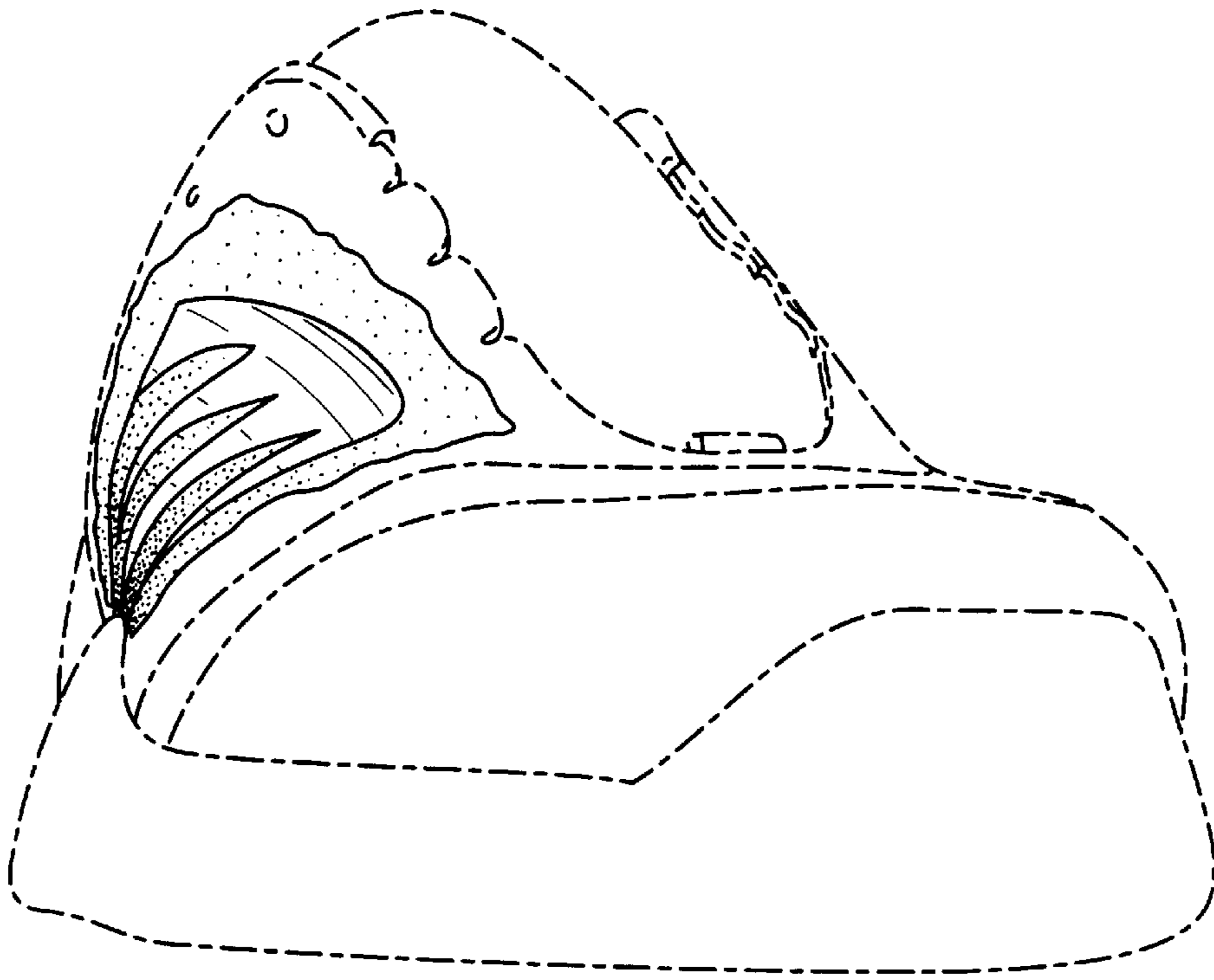


FIG. 4

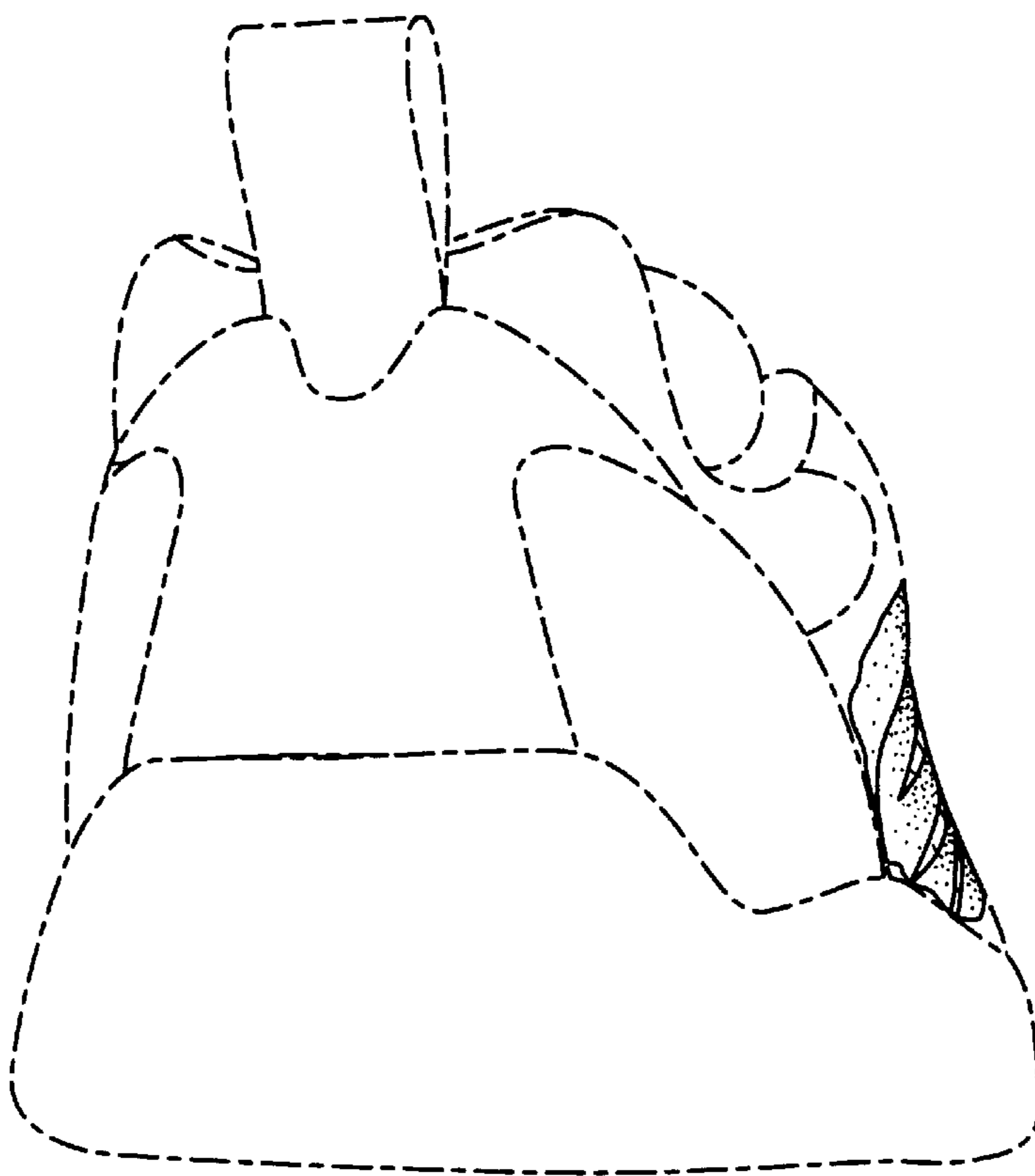


FIG. 5