



US00D428246S

# United States Patent [19] McCourt

[11] Patent Number: **Des. 428,246**

[45] Date of Patent: **\*\* Jul. 18, 2000**

[54] **SIDE ELEMENT OF A SHOE UPPER**

[75] Inventor: **Robert McCourt**, Beaverton, Oreg.

[73] Assignee: **Nike, Inc.**, Beaverton, Oreg.

[\*\*] Term: **14 Years**

[21] Appl. No.: **29/118,145**

[22] Filed: **Feb. 3, 2000**

[51] **LOC (7) Cl.** ..... **02-99**

[52] **U.S. Cl.** ..... **D2/972**

[58] **Field of Search** ..... D2/896, 902, 907,  
D2/943, 944, 969, 970, 972, 973; 36/45,  
50.1, 51, 77 M, 77 R, 83, 88, 89, 113,  
114, 126-130

[56] **References Cited**

**U.S. PATENT DOCUMENTS**

D. 112,009	11/1938	Ullman	.....	D2/972
D. 369,897	5/1996	Worthington	.	
D. 394,144	5/1998	Parmar	.	
D. 396,946	8/1998	Loverin	.	
D. 397,855	9/1998	Clarke	.....	D2/972
D. 398,754	9/1999	McCourt	.	
D. 404,194	1/1999	Smith	.	
D. 407,201	3/1999	Backus et al.	.	
D. 418,284	1/2000	Hlavacs	.....	D2/972

**OTHER PUBLICATIONS**

“Nike Footwear Catalog” Spring 1995, published Jun. 1, 1994 (p. 11), Beaverton, Oregon.

“Nike Footwear Catalog” Holiday 1998, published Feb. 1, 1998 (pp. M38, W19), Beaverton, Oregon.

“Nike Footwear Catalog” Holiday 1999, published Mar. 1, 1999 (pp.M53, W88), Beaverton, Oregon.

“Nike Footwear Catalog,” Fall 2000 “A” published Nov. 1, 1999 (p. M14), Beaverton, Oregon.

*Primary Examiner*—Dominic Simone  
*Attorney, Agent, or Firm*—Trask Britt

[57] **CLAIM**

The ornamental design for a side element of a shoe upper, as shown and described.

**DESCRIPTION**

FIG. 1 is a perspective view of a side element of a shoe upper showing my new design;

FIG. 2 is a side elevational view of the side element of a shoe upper shown in FIG. 1;

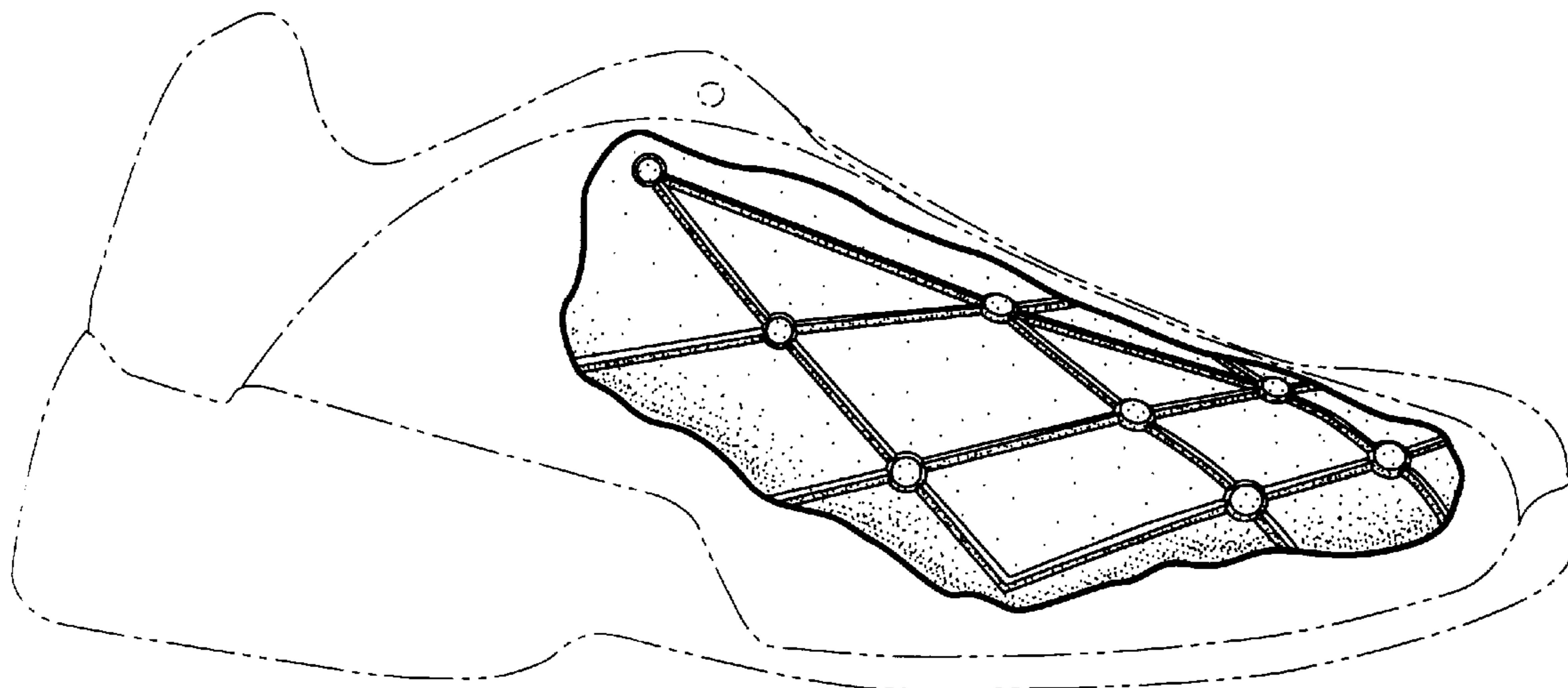
FIG. 3 is a front elevational view of the side element of a shoe upper shown in FIG. 1;

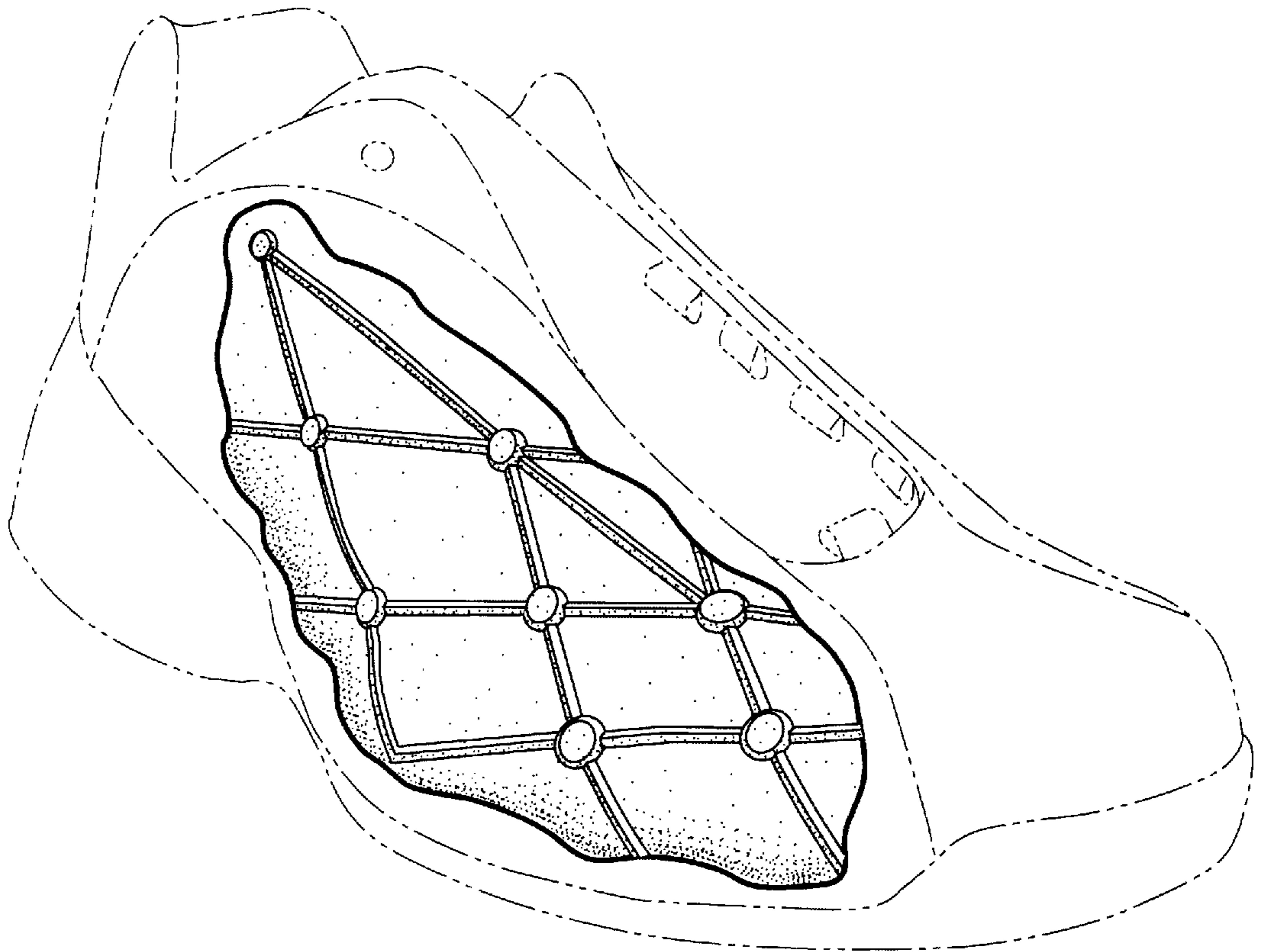
FIG. 4 is a rear elevational view of the side element of a shoe upper shown in FIG. 1; and,

FIG. 5 is a top view of the side element of a shoe upper shown in FIG. 1.

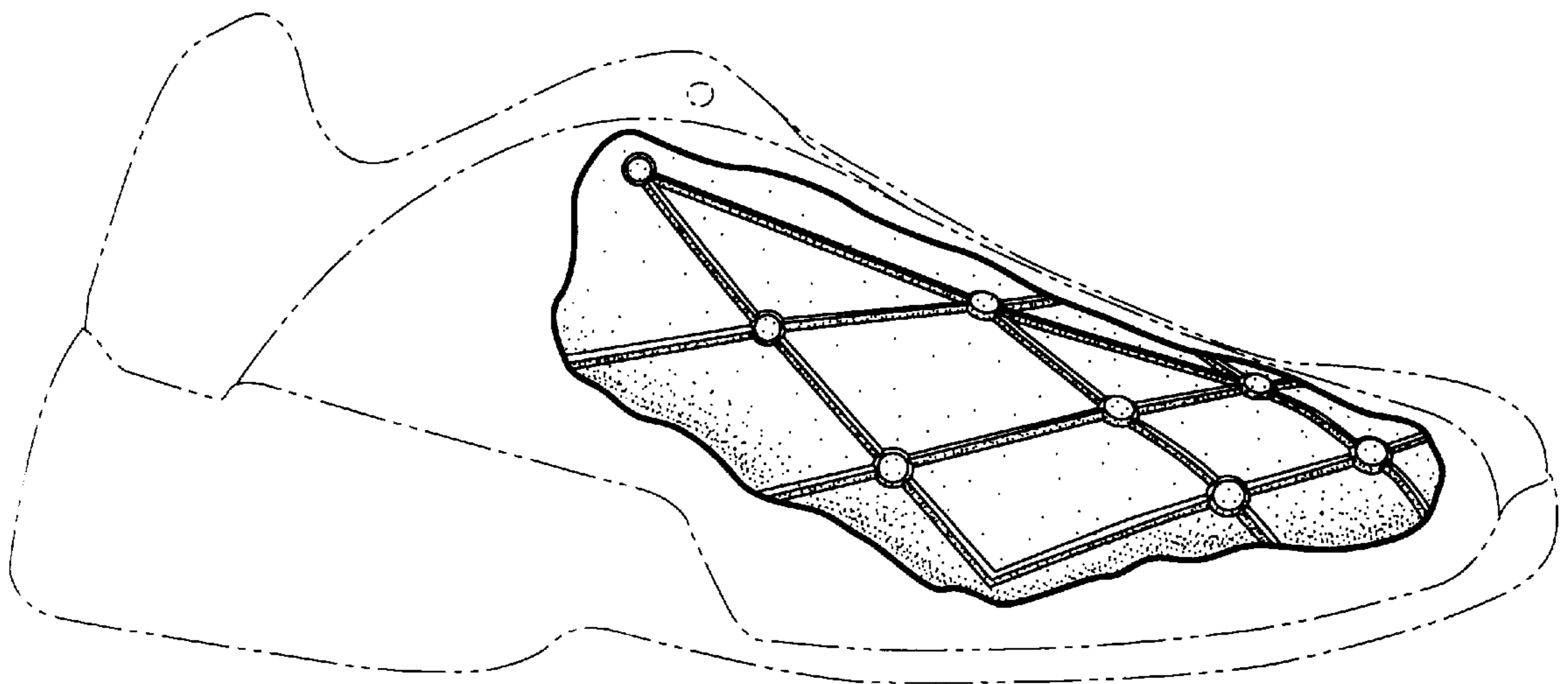
The phantom lines showing a portion of a shoe in FIGS. 1-5 are for illustrative purposes only and form no part of the claimed design.

**1 Claim, 2 Drawing Sheets**

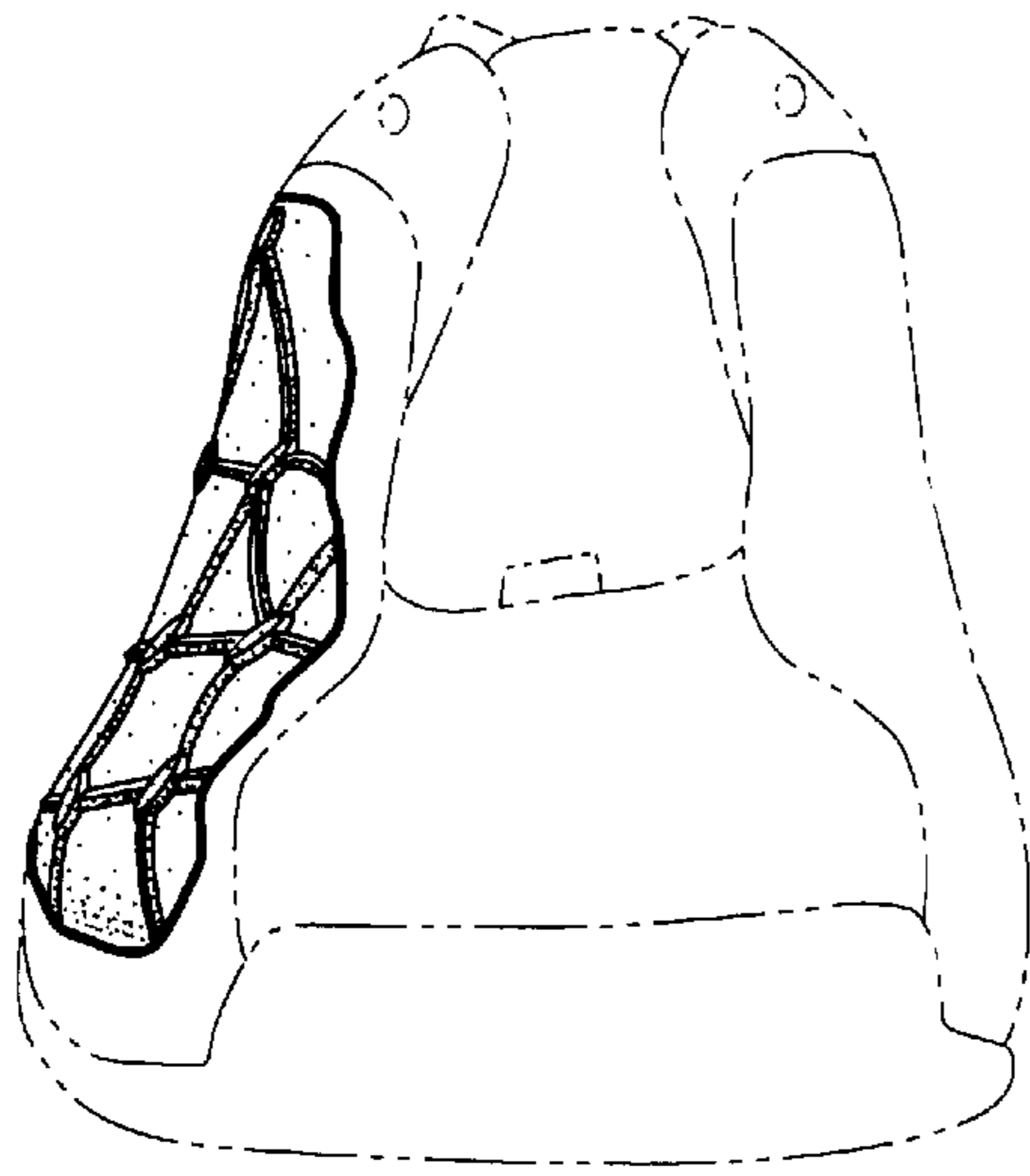




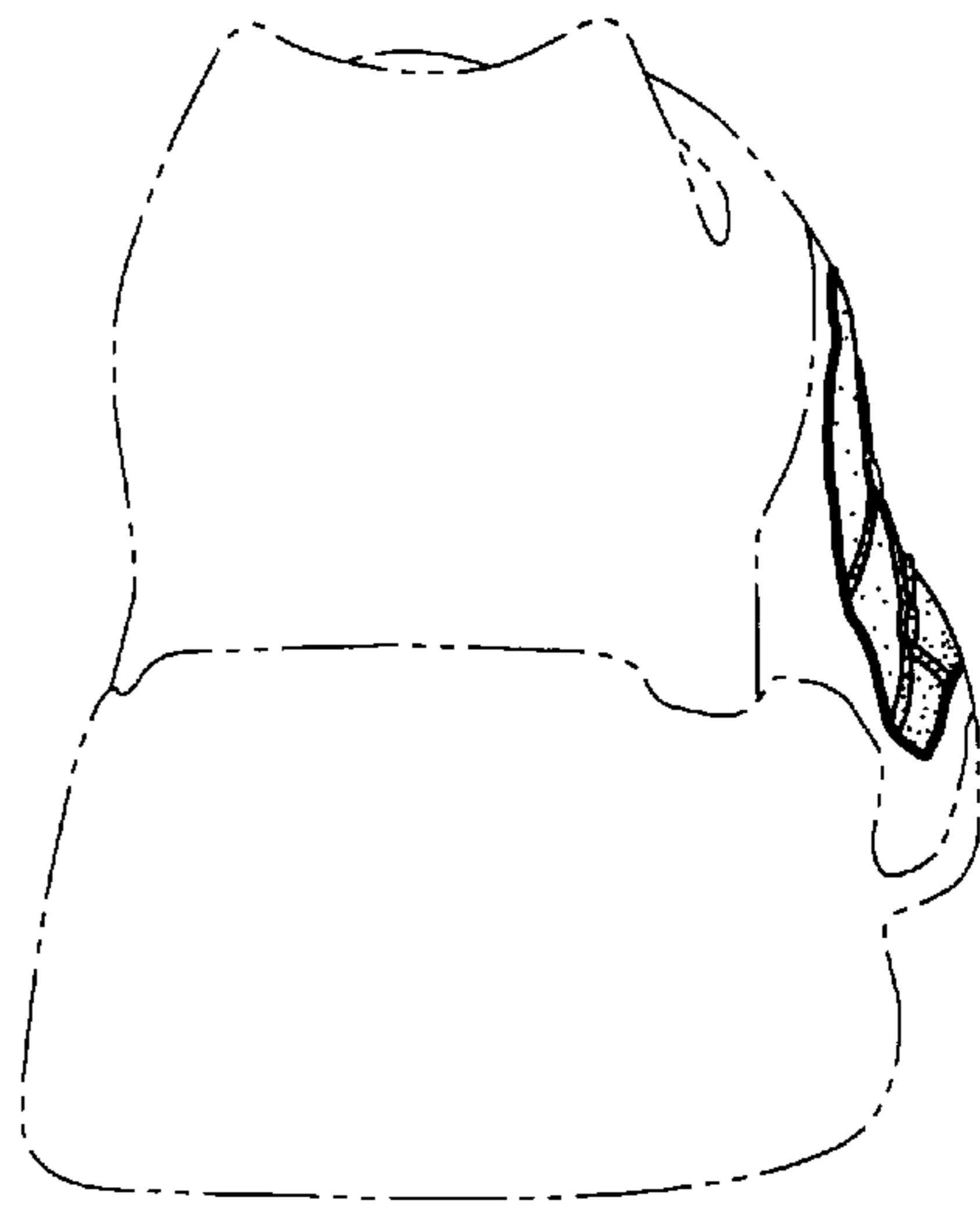
**Fig. 1**



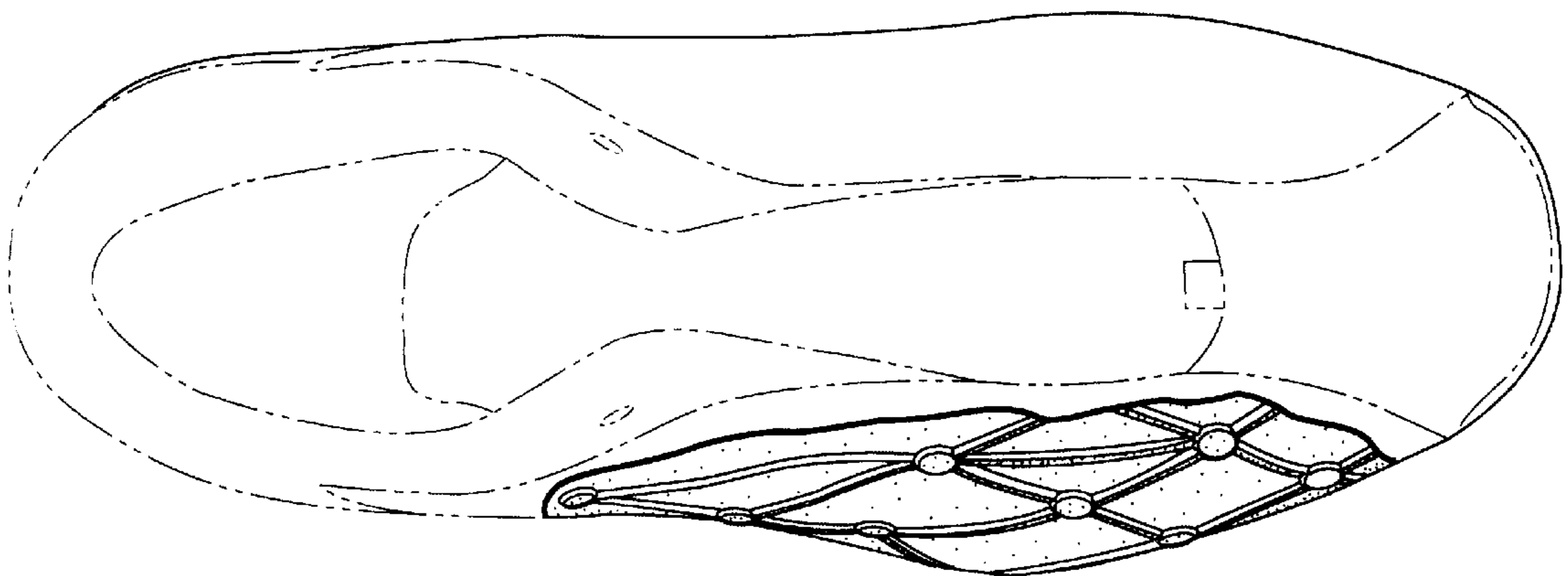
**Fig. 2**



**Fig. 3**



**Fig. 4**



**Fig. 5**